

***County Fair Safari: It's a Jungle Out There!***



**LINCOLN COUNTY FAIR**

**JULY 15-20, 2024**

**FAIRGROUNDS – SYLVAN GROVE, KANSAS**

**301 S. Main Street**

**Sylvan Grove Fair & Agricultural Association**

P.O. Box 85

Sylvan Grove, KS 67481

**Follow Fair on Facebook: Lincoln County - Sylvan Grove Fair Association**

**Lincoln County Extension Office**

Post Rock District

108 W. Lincoln

Lincoln, KS 67455

785-524-4432

# Legion Food Stand

AMERICAN LEGION POST #359

Wednesday  
open at 5:00 p.m.

Thursday, Friday &  
Saturday open at NOON

See you at the Pavilion!



SYLVAN GROVE SENIOR CENTER

## Breakfast

at the

Little White Stand

Northside of Grandstand

Open at 7:00 a.m.

Thursday, Friday & Saturday

## Peach Cobbler and Ice Cream

Thursday, Friday & Saturday

Northwest Corner Outside Grandstand

Provided by Bethlehem Lutheran Church, Sylvan Grove

*Red's Sweets*

*The Sugar Dealer*

## INFLATABLES, LASER TAG & BARRELL TRAIN

\$10 WRISTBANDS

Thursday, Friday & Saturday

6:00 p.m. – 10:00 p.m.



**HAPPY  
TRAILS  
BREW  
CO.**

# BINGO

under the Pavilion!

Thursday, Friday & Saturday  
9:00 p.m.

Sponsored by Sylvan Grove Senior Center

## VIEW OUTSTANDING PROJECT EXHIBITS!

### 4-H Building and Open Class Building Hours

Thursday = after judging concludes to 8:00 p.m.

Friday = 9:00 a.m. to 8:00 p.m.

Saturday = 9:00 a.m. to 2:30 p.m.

## PRE-FAIR ENTRY DEADLINE

Due to Lincoln County Extension Office by 4:30 p.m. on July 1!

Open Class Forms available at <https://bit.ly/LincolnCoKSFairBoard>  
(pre-entry forms due for livestock and other animals)

4-H/FFA Forms available at <https://bit.ly/LincolnCoKSFair4HFFA>  
(pre-entry forms due for livestock and other animals, fashion revue)

**REFER TO PROJECT SECTION IN FAIRBOOK FOR ENTRY RULES**

## MONDAY, JULY 15



4-H Bake Sale

Lincoln High School

11:00 a.m. – 2:00 p.m.

(as food becomes available after judging)

4-H Public Fashion Revue  
Lincoln High School  
5:30 p.m.



## TUESDAY, JULY 16



Horse Show, Tuesday Evening at 6:00 p.m.

4-H/FFA and Open Class Exhibitor Check-in at 5:00 p.m.



## WEDNESDAY, JULY 17



**AG OLYMPICS**

Wednesday Evening

Grand Stand

7:00 p.m.

Team registration at 6:00 p.m.

Free to participate

**Senior Teams of 4:** Must include one girl and one participant needs to be 14yrs or under

**Junior Teams of 2:** 10yrs or under

Questions? Call Heather 785-829-1665

**Thank you prize donors! Citizens State Bank & Lincoln County Farm Bureau Association**

**ANIMAL VET CHECK (4-H/FFA/OPEN):** Wednesday, 4:00 – 6:00 p.m.


**ENTER OPEN CLASS EXHIBITS:** Open Class Building, Wednesday, 5:00 – 7:00 p.m.

# THURSDAY, JULY 18

Pet Show at 9:30 a.m.  
4-H/FFA and Open Class Pets Exhibitor  
check-in at 9:15 a.m.  
followed by  
Poultry & Rabbit Show



Beef Show at 5:00 p.m.  
followed by  
Swine Show



Thursday Evening  
5:00 p.m.



Post Rock Dance Academy Performance  
Grandstand at 7:00 p.m.

**THANK YOU VOLUNTEERS FOR MAKING OUR FAIR GREAT!**

# FRIDAY, JULY 19

Sheep Show at 8:00 a.m.  
followed by Goat Show  
followed by Bucket Calf Show

## RANCH RODEO

**Friday Night Entertainment!**  
**7:00 p.m.**

**Admission by Donation**

<u>Events</u>	<u>Entry</u>
Double Mugging	\$400/team
Doctoring	<u>100% PAYBACK</u>
Trailer Loading	<u>Added Money!</u>


Rules at 6:00 p.m.  
Calcutta at 6:45 p.m.

### Contacts

Emily Carney 785-531-1066  
Heather Meyer 785-829-1665

## LIVESTOCK JUDGING CONTEST

10:00 a.m.  
(or 30 min. following livestock shows)



Open to all Lincoln County 4-H/FFA youth!

See rules in fair book division.

Prizes awarded to 1<sup>st</sup>, 2<sup>nd</sup> & 3<sup>rd</sup> in  
Junior & Senior Divisions!



**Friday Evening**  
**Check-in at 6:00 p.m.**  
**Pedal Pull at 6:30 p.m.**

Sponsored by: Farm Bureau and  
Bethlehem Lutheran Church

## THANK YOU RANCH RODEO SPONSORS!

This is a list of sponsors at the time of fair book publishing. To become a sponsor, please contact Emily Carney.

FARM IMPLEMENT  
BENNINGTON STATE BANK  
UNITED AG  
181 AG SUPPLY  
SYLVAN SALES COMMISSION  
BANK OF TESCOTT  
THE FEEDLOT BAR & GRILL

MANKATO LIVESTOCK  
6M LIVESTOCK  
LINCOLN BUILDING SUPPLY  
RUSSELL CATTLE COMPANY  
RUSSELL VETERINARY SERVICE  
ELLSWORTH ANIMAL HOSPITAL  
POST ROCK WIND

# SATURDAY, JULY 20

## ROUND ROBIN SHOWMANSHIP

9:00 a.m.

## PROJECT SALE

Saturday at 1:00 p.m.

Sylvan Grove Fairgrounds

Livestock Show Ring

Contact: Heather Meyer 785-829-1665

Thank you for supporting  
Lincoln County 4-H and FFA!

## ARCHERY SHOOT

Saturday Morning

Sylvan Grove Baseball Field

Registration: 8:00 – 9:00 a.m.

Shoot Begins: 9:00 a.m.

Competition includes 3-D Animal Targets, FETA and Block Targets. Longbow, Recurve, and Compound Bows allowed. No Crossbows. *Loaner Compound and Recurve Bows available!*  
Contact: Tommie Berger at 785-524-6112; bergkwf@wciweb.com

### EXHIBIT & ANIMAL RELEASE

(4-H/FFA/OPEN): Saturday, 2:30 - 4:00 p.m.

All animals/exhibits MUST be off the fairgrounds by 4:00 p.m.

Thank you to all sponsor and volunteers  
who help make the Lincoln County Fair a  
success and great time for all.

**WE APPRECIATE YOU!**

# DEMOLITION DERBY



Saturday Night Entertainment!

7:30 p.m.

**Admission: \$10.00** (12 & under free)

**Concessions Available & Lawn Chairs Welcome!**

More details about the Demolition Derby on the fair book's back cover!

**FIREWORK  
SHOW!**

(after consolation & before feature)

# LINCOLN COUNTY FAIR

We extend a cordial invitation to each and every one of you to exhibit your livestock, garden produce, baked and hand-made articles in our County Fair!

We sincerely hope everyone will come and help support the County Fair and the 4-H, FFA and Open Class exhibitors of Lincoln County.

Thank you, Fair Board members, for your volunteer service to make the Lincoln County Fair a wonderful event each year!

## **2024 Lincoln County Fair Board Officers**

President: Ben Kratky

Vice-President: Heather Meyer

Secretary: Tom Carney

Treasurer: Emily Carney

Reporter: Kale Schmid

Executive Board: Lisa Carney, Shawn Elder and Teri Hiitter

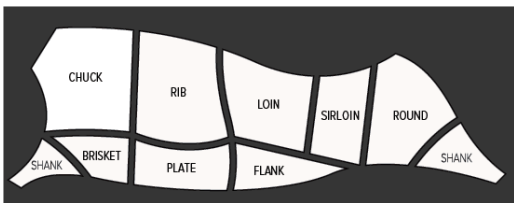
## **CARCASS SHOW AND BARBEQUE**

**Ellsworth Packing**

**PUBLIC IS WELCOME**

**August 5th @ 6:30 p.m.**

Sponsored by Rosebrook Farms,  
Ellsworth Packing, and Lincoln County  
Cattleman's Association



## **INTERESTED IN A COMMERCIAL EXHIBIT AT THE LINCOLN COUNTY FAIR?**

Lincoln County Fair Board welcomes organizations to have a commercial exhibit at the county fair. There is a form in the back of the fair book to complete. Please note, the Reservation Form and Fee are requested to be turned in by July 1, mailed to the Fair Board.

## **INTERESTED IN A BANNER TO DISPLAY AT LINCOLN COUNTY FAIR?**

Lincoln County Fair Board welcomes organizations and businesses to have a banner displayed at the Lincoln County Fair. Contact Emily Carney at [lincolncountyfairboard@gmail.com](mailto:lincolncountyfairboard@gmail.com) by June 1 each year to purchase a banner spot and coordinate the banner design.

**The benches throughout fair grounds have been donated to the Lincoln County Fair in memory of Kent Rahmeier.**

Thank you to the Lincoln County Fair Board and Bullfoot Creek Sylvan Huslters 4-H Club for contributing memorials in Kent's memory to this effort.

## **WANT TO VOLUNTEER?**

It takes many volunteer hours to make the Lincoln County Fair a success! If you are interested in helping, contact the Fair Board or Extension Office.

# 2024 LINCOLN COUNTY FAIR

## 4-H, FFA, OPEN CLASS EXHIBITOR SCHEDULE

**Refer to earlier pages for featured entertainment, food stand schedules, and other fun events!**  
*(Schedule is subject to change. Stay connected with the Lincoln County Fair Board and Post Rock District – Lincoln County Extension Office for any schedule changes and updates.)*

### MONDAY, JULY 15<sup>TH</sup>

#### LINCOLN HIGH SCHOOL

- 9:00 a.m. .... 4-H Foods; Photography Judging
- 11:00 a.m. – 2:00 p.m. .... Public Bake Sale (items will be available for purchase as judging is completed)
- 1:00 p.m. .... 4-H Fiber Arts; Sewing and Textile Design; Shopping in Style; Fashion Revue Judging
- 2:00 p.m. .... remaining Bake Sale items to downtown Lincoln businesses for purchase
  
- 5:30 p.m. .... Public Fashion Revue
  
- 5:00 – 7:00 p.m. .... Fairgrounds Clean Up @ Sylvan Grove  
 (4-H/FFA families not involved in pre-fair judging expected to assist. Tasks assigned to clubs. Bring clean up tools/supplies.)

### TUESDAY, JULY 16<sup>TH</sup>

#### FAIRGROUNDS, SYLVAN GROVE

- 7:00 a.m. .... Fairgrounds Clean Up  
 (only for 4-H/FFA families involved in pre-fair judging events)
  
- 5:00 p.m. .... 4-H/FFA, Open Horse Show Check-in
- 6:00 p.m. .... 4-H/FFA, Open Horse Show

### WEDNESDAY, JULY 17<sup>TH</sup>

#### FAIRGROUNDS, SYLVAN GROVE

- 8:00 a.m. .... Livestock Barns Open for Animal Arrival  
 (Early arrival is optional. Health papers not required. Arrive early at your own risk. Follow stall assignments.)
  
- 2:00–6:00 p.m. .... 4-H Building Open for Exhibit Drop-Off  
 (Early arrival is optional. Building is not monitored. Arrive early at your own risk.)
  
- 4:00–6:00 p.m. .... 4-H/FFA, Open Animal Vet/Health Inspection  
 (All breeding and market animals need to be physically presented to the official conducting inspection)
- 5:00–7:00 p.m. .... 4-H/FFA, Open Animal Check-in & Weigh-in
- 5:00–7:00 p.m. .... Open Class Exhibit Entry, in metal building
  
- 8:00 p.m. .... Tie Out Livestock



**THURSDAY, JULY 18<sup>TH</sup>**  
**FAIRGROUNDS, SYLVAN GROVE**

7:00 a.m. ....4-H Building Open for 4-H/FFA Exhibit Drop-Off

*4-H/FFA Consultation Judging Schedules: In the 4-H Building on Thursday morning, a sign-up sheet will be available for each 4-H/FFA project area. This is an approximate order that will guide consultation judging.*

8:30 a.m. .... 4-H Posters, Notebooks, Booths, Banners & Visual Arts Judging

8:30 a.m. .... 4-H/FFA Horticulture, Agronomy, Entomology, Forestry, Geology Judging

8:30 a.m. .... Open Class Fine Arts Judging

9:00 a.m. .... 4-H/FFA Woodworking, Electric, Space Tech (STEM) Judging

9:30 a.m. .... 4-H and Open Pet Show, American Legion Pavilion

10:00 a.m. .... Open Class Arts and Crafts Judging

10:00 a.m. .... Open Class Horticulture Judging

10:00 a.m. .... Open Class Foods and Preservation Judging

10:00 a.m. .... 4-H/FFA and Open Class Poultry & Rabbit/Guinea Pig Judging

11:00 a.m. .... Open Class Photography Judging

5:00 p.m. .... 4-H/FFA, Open Beef Show and Dairy Cattle Show  
(Show Order: Showmanship, 2<sup>nd</sup> Year Bucket Calf, Breeding, Market; 4-H/FFA before Open)

8:00 p.m. (15 minutes after Beef Show) ..... 4-H/FFA, Open Swine Show  
(Show Order: Showmanship, Breeding, Market; 4-H/FFA before Open)

9:00 p.m. .... Tie Out Livestock

**FRIDAY, JULY 19<sup>TH</sup>**  
**FAIRGROUNDS, SYLVAN GROVE**

8:00 am ..... Sheep Show  
(Show Order: Showmanship, Breeding, Market; 4-H/FFA before Open)

15 minutes after sheep show ..... Goat Show  
(Show Order: Showmanship, Breeding, Market, Dairy; 4-H/FFA before Open)

15 minutes after goat show ..... Bucket Calf Show  
(Show Order: Showmanship, 1<sup>st</sup> Year Bucket Calves, 4-H before Open)

30 minutes after bucket calf show ..... Livestock Judging Contest

12:30 p.m. .... 4-H/FFA Project Sale SIGN-UP DEADLINE – 4-H Building

9:00 p.m. .... Tie Out Livestock

**SATURDAY, JULY 20<sup>TH</sup>**  
**FAIRGROUNDS, SYLVAN GROVE**

1:00 p.m. .... 4-H/FFA Project Sale – Livestock Show Ring

2:30 to 4:00 p.m. .... ALL Exhibits and Animals Released  
(ALL animal and non-animal exhibits must be out by 4:00 p.m.)

**SUNDAY, JULY 21<sup>ST</sup>**  
**FAIRGROUNDS, SYLVAN GROVE**

8:30 am. .... Fairgrounds Clean Up  
(4-H/FFA families expected to assist. Tasks assigned to clubs. Bring clean up tools/supplies.)

# Table of Contents

<p><b>Open Class Section</b>..... 11</p> <p>    4-H/FFA/Open General Notices..... 11</p> <p>    How To Fill Out an Entry Tag..... 12</p> <p>    Entries For Premiums ..... 13</p> <p>    Awarding Of Premiums..... 13</p> <p><b>4-H/FFA/Open Miscellaneous</b>..... 13</p> <p>    Claims of Injury..... 14</p> <p>    Project Sale..... 14</p> <p><b>Animal Health Requirements</b>..... 15</p> <p>    General Requirements..... 15</p> <p>    Cattle ..... 15</p> <p>    Poultry..... 15</p> <p>    Rabbits &amp; Guinea Pigs..... 15</p> <p>    Sheep &amp; Goats..... 15</p> <p>    Swine..... 15</p> <p>    Horses..... 15</p> <p>    Pet Show &amp; Tell..... 15</p> <p><b>Livestock Open Class</b>..... 16</p> <p>    Cattle..... 16</p> <p>    Swine..... 16</p> <p>    Poultry..... 16</p> <p>    Rabbits &amp; Guinea Pigs..... 17</p> <p>    Sheep..... 17</p> <p>    Horses..... 17</p> <p>    Goats..... 18</p> <p>    Pet Show &amp; Tell..... 18</p> <p><b>Agriculture &amp; Static Projects Open Class</b> 19</p> <p>    Horticulture..... 19</p> <p>    Baking Items &amp; Food Preservation..... 20</p> <p>    Fine Arts..... 23</p> <p>    Arts &amp; Crafts..... 25</p> <p>    Photography..... 26</p> <p><b>4-H &amp; FFA Section</b>..... 27</p> <p>    How To Fill Out An Entry Card..... 28</p> <p>    4-H &amp; FFA General Regulations..... 29</p> <p>    General Livestock &amp; Animal Rules..... 31</p> <p>    Bell Ringer Award..... 32</p> <p>    Rate Of Gain..... 33</p> <p>    Beef..... 33</p> <p>    Goats..... 35</p> <p>    Sheep..... 36</p> <p>    Swine..... 36</p> <p>    Horses..... 37</p> <p>    Poultry..... 38</p> <p>    Rabbits &amp; Guinea Pigs..... 39</p> <p>    Livestock Showmanship..... 39</p> <p>    Round Robin Showmanship..... 39</p> <p>    Livestock Judging Contest..... 40</p> <p>    Herdsmanship..... 40</p>	<p>    Pet Show &amp; Tell..... 41</p> <p>    Dogs..... 41</p> <p><b>4-H &amp; FFA All Static Projects</b>..... 41</p> <p>    Aerospace/Rocketry..... 41</p> <p>    Ag Mechanics Welding..... 42</p> <p>    Agronomy..... 43</p> <p>    Astronomy..... 43</p> <p>    Building Block Engineering ..... 43</p> <p>    Clothing &amp; Sewing Division..... 44</p> <p>        Sewing and Textile Design..... 45</p> <p>        Shopping In Style..... 46</p> <p>        Fashion Revue..... 46</p> <p>    Club/Chapter Displays, Notebooks, Exhibits &amp; Booths..... 47</p> <p>        Booths..... 47</p> <p>        Banner..... 48</p> <p>        4-H Club Food Display..... 48</p> <p>        Club Notebooks..... 48</p> <p>    Computer Science..... 49</p> <p>    Electric &amp; Renewable Energy..... 49</p> <p>    Entomology..... 50</p> <p>    Fiber Arts..... 52</p> <p>    Foods &amp; Nutrition Division..... 53</p> <p>        Bake Sale..... 54</p> <p>        Food Preservation..... 54</p> <p>    Forestry..... 55</p> <p>    Geology..... 56</p> <p>    Health &amp; Wellness..... 58</p> <p>    Horticulture &amp; Landscape Design..... 58</p> <p>    Interior Design &amp; Architecture..... 59</p> <p>    Notebooks, Posters &amp; Displays-     Individual..... 59</p> <p>    Photography..... 60</p> <p>    Robotics..... 61</p> <p>    Shooting Sports..... 62</p> <p>    Small Engines..... 63</p> <p>    Uncrewed Aerial System (UAS)..... 63</p> <p>    Visual Arts..... 64</p> <p>    Wildlife..... 64</p> <p>    Woodworking..... 65</p> <p>    FFA Department..... 66</p> <p>    Fair Association Bylaws..... 67</p> <p>    Commercial Exhibit Reservation..... 68</p>
--	--



# 4-H, FFA, and OPEN CLASS EXHIBITOR NOTICES!

It is important to read each section of the fair book relating to your respective project division for rules and expectations.

## Exhibit Entry:

**Open Class entries will be accepted Wednesday July 17 from 5:00 – 7:00 p.m.** Exhibits will be accepted in the open class division from throughout the state.

**All livestock (including poultry and rabbits), in 4-H, FFA and Open Class, must check-in Wednesday July 17 from 4:00 – 6:00 p.m.**

All animals entered for exhibition will be subject to inspection by the appointed veterinarian and those diseased will be refused to remain on the fairgrounds.

To assist families showing multiple species and travelling from further-away parts of the county, it is allowable to bring animals to the fairgrounds beginning at 8:00 a.m. on Wednesday. Health papers are not required to arrive early. Arrive early at your own risk! Stall assignments are made in advance, and must be followed regardless of the time of arrival. ALL animals (market and breeding) must be physically presented at their official check-in location and health inspections.

## Exhibit Release:

**All exhibits for 4-H, FFA and Open Class must remain in place until check out time of 2:30 p.m. on Saturday. EXHIBITS (ANIMAL AND NON-ANIMAL) MUST BE OFF THE FAIRGROUNDS BY 4:00 p.m.**

## Pre-Fair Entry Deadline:

Some areas in 4-H, FFA and Open Class require entry by the *Pre-Fair Entry Deadline*.

- **The 2024 Pre-Fair Entry Deadline is July 1, 2024.**
- Entries are due to the Extension Office in Lincoln by close of business.
- Open Class forms can be found at <https://bit.ly/LincolnCoKSFairBoard>
- 4-H and FFA forms can be found at <https://bit.ly/LincolnCoKSFair4HFFA>

**Dress Code:** The Lincoln County Fair is a public event and the dress code of exhibitors should positively represent Lincoln County, Kansas 4-H, and Kansas FFA. Dress should be suitable for the project area the exhibitor is participating in. Consider industry standard for the project area and choose clothing and shoes that provides safety to the exhibitor. It is the exhibitor's responsibility to ensure safety measures are met. In the case of youth, the child's parent/guardian is responsible to make sure their attire is clean, appropriate and safe. In some 4-H, FFA, and Open Class competitions (such as livestock showmanship or consultation judging), dress code may be taken into consideration by the judge when overall appearance and safety is part of the project learning experience and presentation standard of the exhibit. The fair authority has the right to request an exhibitor to change attire if safety standards are not met (Examples: Do not show livestock in sandals, crocs, barefoot, etc. Show livestock in jeans or long pants). In 4-H and FFA competition, all dress codes must meet the expectations of the Kansas 4-H Code of Conduct.

# HOW TO FILL OUT THE OPEN CLASS ENTRY TAG

No. 34044

Exhibitor No. \_\_\_\_\_

Dept. \_\_\_\_\_

Division \_\_\_\_\_

Sec. \_\_\_\_\_ Class \_\_\_\_\_

Entry \_\_\_\_\_

(Paste Seal Here)

Exhibitor \_\_\_\_\_  
(Fold on this line)

Address \_\_\_\_\_

No. 34044 CLAIM CHECK  
Property sur- rendered only on return of this check.

No. 163 The Fair Pub. House, Norwalk, Ohio

Exhibitor No. – Will be assigned to you at time of entry.

Dept. – Arts & Crafts, Photography, Etc.

Division – Age Group - See each dept. for age group within that department.

Sec. – Not used, leave blank.

Class – The class number for the entry Within that department.

Entry – 1st Line – Class Name  
2nd Line - Brief description of your item.

Exhibitor – Your name. \*\*

Address – Your mailing address. \*\*

\*\* Note – an address label may be used here instead of hand written.

**Please write legibly – printing, in ink, is preferred.**

**Entry tags will be available before the fair in Lincoln at the Extension Office and in Sylvan Grove at Bennington State Bank.**

## **OPEN CLASS AWARDS**

### **ENTRIES FOR PREMIUMS**

All animals or articles exhibited for premium must be entered in the books on their proper list. Entries having been made will not be changed by the Secretary unless error has been made by him/her and entries, animals or articles in the wrong class will debar them from competition unless corrected before entries close.

Products of mechanical, artistic, or scientific skill must be entered by manufacturers, artists, contrivers or by their legally authorized agents; animals by their owners or by their agents. Secretary may require proof of ownership by affidavit.

If any entry should have no competition, the premiums will be offered if the animal or article is worthy; if not worthy, no premium will be awarded.

### **AWARDING OF PREMIUMS**

**NOTICE:** When one exhibitor furnishes the only competition in any one class, premiums will be limited to 1<sup>st</sup> and 2<sup>nd</sup> money.

Expert judges shall be selected for all categories. No judge shall act where he might be influenced by personal interest.

Judges shall examine animals or articles entered under each number of their category. When doubts arise the judges may require evidence that an animal or article belongs properly to the category or class in which it is entered, and if he becomes convinced that a wrong entry has been made, he will award no premium. No premiums shall be awarded on any exhibit in the culinary and arts category on which a premium has been previously awarded by the association and the superintendents may require affidavit that an article has never before taken premiums.

Any exhibitor who shall interfere with or attempt to influence the judge while making his or her award shall be excluded from competition.

The American System of judging will be used. American System – Exhibits in this system are compared against a standard of perfection, as well as against the other entries in the competition. All exhibits in a particular class are looked at and ranked with only one selected for first place, second place and third place. If there are no high quality exhibits, at the judge's discretion, exhibits may be placed in the appropriate position, even if it is second or third place.

Open Class Premiums are Grand Champion - \$10; Reserve Champion - \$5; 1<sup>st</sup> - \$3; 2<sup>nd</sup> - \$2; and 3<sup>rd</sup> - \$1 unless otherwise noted.

## **ATTENTION: OPEN CLASS EXHIBITORS**

### **PREMIUM MONEY PICK-UP**

Open Class Premium Money will NOT be handed out during the fair. It can be picked up at the Extension Office in Lincoln from August 5<sup>th</sup> to 16<sup>th</sup>. Money not picked up by the 16<sup>th</sup> will be donated back to the fair board.

### **OPEN CLASS DRAWINGS**

Each open class entry made in Horticulture, Foods, Fine Arts and Crafts will be eligible to win the following drawing in their age division: \$20 Senior (15 & over); \$15 Junior (14 & under)

Photography entries will be eligible to win the following drawing in their age division: \$20 Adult; \$15 Teen; \$15 Youth

## **OPEN CLASS, 4-H, FFA MISCELLANEOUS**

### **FAIR AWARD DONORS**

A list of previous year (and current year when information is available) Lincoln County Fair award donors for 4-H, FFA, and Open Class is listed in the back of the fair book. Thank you for supporting the Lincoln County Fair 4-H, FFA, and Open Class exhibitors!

This list is as complete as possible, we apologize if something is missed. Please contact the Extension Office if you believe there is an error so we can correct it for the future.

### **GENERAL RULES**

- 1) Exhibitors are expected to obey the superintendent promptly in producing their stock/exhibit when instructed to do so. Stock/exhibits must be in the ring within 5 minutes after class is called and it will be taken for granted that any person failing to comply with this rule is not an exhibitor for the premiums offered. Exhibitors will show their animals at such times and places as may be directed by the superintendent of the category, and upon refusing to obey this particular, any or all premiums will be forfeited.
- 2) Any animal shown in the 4-H/FFA division cannot be shown in open class divisions.
- 3) No artificial coloring, paint, or adhesive is allowed. All livestock shows are blow and go. Violators will be disqualified.

- 4) All possible care shall be taken of stock or articles for exhibition or otherwise brought upon the grounds, but neither the Association nor the Extension Office will be responsible for loss or damage.
- 5) No sleeping tents allowed on the grounds except under direction of the superintendent.
- 6) Neither the Association nor the Extension Office will be responsible in any way for any exhibits after 4:00 p.m. following the close of the fair.
- 7) Bills against the Association shall be made in detail and bills contracted during the fair or in the preparation thereof must be approved by the officers by whose order the service or material was furnished.
- 8) Nor will any concession, if sold, be permitted to continue where business is conducted in other than a legitimate and courteous manner. No immoral or indecent exhibition shall be permitted in or upon said grounds. Any person found violating any of the provisions of the rules as published in this premium list shall forfeit his or her right to remain on the grounds and shall be liable to immediate expulsion from the grounds.

### **CLAIMS OF INJURY**

The Sylvan Grove Fair and Agriculture Association refuses to assume any liability for injury to the persons or any of the exhibitors or their officers and employees or to any patrons or other persons coming upon the grounds of the Sylvan Grove Fair. Furthermore, no claim for injury to any person or property shall ever be asserted or suit instituted or maintained against the Sylvan Grove Fair and Agriculture Association, Inc., its officers, agents, representatives, servants, or employees for said cause by any person having license or privilege to exhibit on the Fair Grounds or occupying any space thereon, it is a part of the consideration for such license or privilege that claims are specifically waived.

If any damage, loss or injury to person or property shall be proximately caused by reason of negligence or willful act of any person, firm, or corporation, or their agents, representatives, servants, or employees having license or privilege to exhibit on said Fair Grounds or occupying space thereon, the Sylvan Grove Fair and Agriculture Association, Inc., shall in no manner be responsible therefore, and in case it be subjected to any expense or liability all persons causing same or liable therefore shall indemnify the Sylvan Grove Fair and Agriculture Association, Inc. of Sylvan Grove, Kansas.

**WARNING:** Under Kansas Law, there is no liability for an injury to or the death of a participant in domestic animal activities resulting from the inherent risks of domestic animal activities, pursuant to sections 1 through 4 of KSA

60-208. You are assuming the risk of participating in this domestic animal activity.

### **PROJECT SALE – 4-H, FFA**

The Lincoln County Fair Project Sale is Saturday at 1:00 p.m. in the Livestock Show Ring.

The Project Sale is governed by the Project Sale Committee as appointed by the Lincoln County Fair Board.

The Project Sale is ONLY for 4-H/FFA members who participated in the current year's fair in the 4-H/FFA Department.

Each Exhibitor may sell one project in the sale. The project must have been made during the current year and exhibited at the current year's fair.

Exhibitors must be present to sell their project. In case of sickness, injury, or a conflict with another 4-H or FFA activity, another Lincoln County 4-H member may sell the project only after approval by the project sale committee.

All food projects sold at the Project Sale must have been baked/made no earlier than 24 hours prior to the sale. No food preservation projects allowed. Any foods recipes or projects deemed unsafe during the judging process, cannot be sold during the project sale.

The sale is an absolute auction for all miscellaneous projects (woodworking, cookies, crafts, photography, etc.). The buyers will be buying the project and will take immediate possession.

The sale is a premium-only auction for all livestock and animals. The ownership of the animal remains with the exhibitor and the sale is premium only. Any other arrangements are between the buyer and the exhibitor and are not overseen by the committee.

Exhibitors must sign up in the 4-H Building to sell their project no later than 30 minutes after the completion of the livestock judging contest.

No late sale registration will be accepted.

Prospective buyers should direct questions to Committee Chair, Heather Meyer, 785-829-1665.

A list of previous year Project Sale Buyers is in the back of the fair book.

Thank you for supporting the 4-H and FFA youth in Lincoln County!

# OPEN CLASS, 4-H, FFA ANIMAL HEALTH REQUIREMENTS

The animal health requirements apply to all 4-H, FFA and Open Class entries.

Fair Board reserves the right to accept or reject any entries.

## GENERAL ANIMAL HEALTH REQUIREMENTS

- All animals are subject to examination by the exhibition staff or their representatives and shall be free of clinical signs of infectious or contagious disease.
- Animals determined by exhibition staff to have not met listed requirements will not be permitted to exhibit.
- Kansas Origin Livestock will be checked by a veterinarian at the fair site.
- All livestock originating outside of Kansas must meet Kansas import requirements and must have a valid Certificate of Veterinary Inspection (CVI).

## CATTLE

A veterinarian will be present to check cattle at check-in.

Animals with ringworm, warts or infested with mange are not to be shown and may be sent home.

## POULTRY

Birds showing signs of disease will be excluded from the show room.

It is the responsibility of all poultry exhibitors, except waterfowl, to show proof that they are pullorum – typhoid clean prior to the fair by one of the following methods:

Originate from a U.S. Pullorum – Typhoid clean flock.  
If an official tester is on-site at the county fair, entries may be tested prior to entry into the facility.  
Test negative at check-in of the county fair when the county has been designated by KDA-DAH for surveillance.

Originating from other states: test negative on a P-T test within 90 days of exhibition. Plus, must have a “Permit to Ship Poultry or Hatching Eggs” issued by the KDAH within the previous year or a permit number issued by the KDAH office within the previous 15 days.

## RABBITS AND GUINEA PIGS

All rabbits and guinea pigs will be inspected upon arrival by a qualified inspector for all diseases, filth, and fleas and any in unsound condition or diseased will be rejected from entry.

All rabbits and guinea pigs must meet sanitary regulations or be barred from entry.

All rabbits will be sexed at time of health inspection. Inspector’s decision will be final and no entry will be made without his approval.

## SHEEP AND GOATS

All sheep and goats consigned to Sylvan Fair must be free of scab, sore mouth, active fungal infection, warts or mange and will be inspected by the veterinarian at check-in.

Animals must be free of abscesses and otherwise healthy. Any unhealthy condition or disease will make animal ineligible for entry or showing.

**All sheep and goats must be identified with an official USDA Premise ID Tag, regardless of which division they are shown in unless accompanied by Registration Papers filed with the Extension Office prior to the pre-fair deadline. If a microchip has been inserted into the animal and is to be used in lieu of a state or county tag, the owner must provide a microchip reader to the superintendent at the Fair so that ownership and identification can be confirmed.**

## SWINE

All swine must be inspected by a veterinarian at check-in certifying that swine are apparently free from all infections or contagious diseases.

This is not a terminal show.

## HORSES

All horses must meet the General Requirements.

A comprehensive vaccination protocol is recommended but not required by KDAH.

Kansas Origin Horses must have a valid VS form 10-11 showing evidence of a negative Equine Infectious Anemia (Coggins) test conducted by a state-approved laboratory within 12 months prior to exhibition is recommended but not required. Each horse is exhibited at owners own risk.

Horses Originating from Other States must be accompanied by a valid VS Form 10-11 showing evidence of a negative Equine Infectious Anemia (Coggins) test conducted by a state-approved laboratory within 12 months prior to entry into Kansas. Foals six months of age and younger, accompanying their EIA negative dams, are exempt from EIA test requirements.

## PET SHOW & TELL

All pet exhibits must be accompanied by current health papers. These are to be presented prior to judging. If you do not have a current health paper you will be disqualified. Any animal determined by the management to not be in good health or to not be handled in a safe manner for the



animal, the exhibitor, the spectators, and/or the fair environment will be asked to leave.

No dogs or other pets in season will be allowed to show.

Cats must be in a kennel. All other pets must be caged in an appropriate cage for species.

Dogs must be on a leash.

Any abuse of pets on grounds or in the ring will result in disqualification.

## LIVESTOCK Open Class

### CATTLE

Blue \$6.00    Red \$5.00    White \$4.00

**ALL Cattle must be pre-entered by the official Pre-Fair Entry Deadline. Entry forms are available at the Extension Office in Lincoln.**

**All Cattle must meet the General Requirements and Animal Health Requirements.** See general rules and regulations for further information than listed below.

All ages of bulls and heifers must be verified by registration papers or other reliable sources.

All beef cattle may not be tied out until after 9:00 p.m. on Wednesday, Thursday, and Friday nights.

All breeds of beef cattle may be shown.

**Any animal shown in the 4-H/FFA division cannot be shown in open class divisions.**

**No artificial coloring, paint, or adhesive is allowed. All livestock shows are blow and go. Violators will be disqualified.**

### BEEF CATTLE

1. Bulls calved after Jan. 1 (of current year)
2. Bulls calved Nov. 1 to Dec. 31 (of previous year)
3. Bulls calved Sept. 1 to Oct. 31 (of previous year)
4. Heifers calved after Jan. 1 (of current year)
5. Heifers calved Nov. 1 to Dec. 31 (of previous year)
6. Heifers calved Sept. 1 to Oct. 31 (of previous year)
7. Heifers calved July 1 to Aug. 31 (of previous year)
8. Heifers calved May 1 to June 30 (of previous year)
9. Heifers calved March 1 to April 30 (of previous year)
10. Pair of Calves – One from class 1, 2, or 3 & one from class 4, 5, or 6 shown by one exhibitor

### BUCKET CALF

- A. Bucket calf born Jan 1<sup>st</sup> – May 31<sup>st</sup>

- May be either a steer or heifer
- Must be weaned from the bottle by July 1<sup>st</sup>

### DAIRY CATTLE

The dates for computing ages of cattle are Sept. 1 for seniors and Jan. 1 for juniors.

Dairy classes are for the following standard breeds: Jersey, Guernsey, Ayrshire, Holstein, and Milking Shorthorns.

1. Cow 3 years old and over
2. Heifer 2 years old and under 3
3. Senior yearling heifer
4. Junior yearling heifer
5. Senior heifer calf
6. Junior heifer calf
7. 2 females, bred and owned by exhibitor

### SWINE

Blue \$5.00    Red \$4.00    White \$3.00

**Must be pre-entered by the official Pre-Fair Entry Deadline. Entry form available at Extension Office in Lincoln.**

**All Swine must meet the General Requirements and Animal Health Requirements.**

**Any animal shown in the 4-H/FFA division cannot be shown in open class divisions.**

No artificial coloring, paint, or adhesive is allowed. All livestock shows are blow and go. Violators will be disqualified.

Classes will be for all swine under 1 year of age.

1. Swine, Breeding
2. Swine, Market

### POULTRY

**Must be pre-entered by the official Pre-Fair Entry Deadline. Entry form available at Extension Office in Lincoln.**

**The showroom is under the exclusive control of the superintendent.**

**All Poultry must meet the General Requirements and Animal Health Requirements.**

Any care not provided in the rules and regulations or any errors will be referred to the board of directors for decision.

The judge shall be guided by the American Standard of Perfection and all breeds accepted by the Standard of Perfection will be recognized.

Classification of all poultry must be admitted by the Standard of Perfection.

A pen shall consist of one cock and two hens or one cockerel and two pullets.

Birds entered as singles shall not be entered as part of a pen and vice versa.

All single birds must be banded or have cages clearly marked.

1. Hen
2. Pullet
3. Cock
4. Cockerel
5. Young Pen (3) – 2 pullets and 1 cockerel
6. Aged Pen (3) – 2 hens and 1 cock
7. Pair Bronzed Turkeys
8. Pair of Turkeys
9. Pair of Geese
10. Pair of Ducks
11. Largest and best display of poultry of one breed and exhibited by one person
12. Best display of single bird
13. Pigeon
14. Other Poultry

## RABBITS & GUINEA PIGS

**Must be pre-entered by the official Pre-Fair Entry Deadline. Entry form available at Extension Office in Lincoln.**

**All Rabbits and Guinea Pigs must meet the General Requirements and Animal Health Requirements.**

All Standard Breeds will be eligible and will have three classes in both males and females. Rabbits and guinea pigs will be judged by standard of perfection.

### RABBITS

1. Junior Doe under 6 months (any breed)
2. Intermediate 6 to 8 months Doe (any breed)
3. Senior Doe over 8 months (any breed)
4. Junior Buck under 6 months (any breed)
5. Intermediate Buck 6 to 8 months Buck (any breed)
6. Senior Buck over 8 months (any breed)
7. Meat Pen (2 or more)

### GUINEA PIGS

8. Single guinea pig less than 6 months
9. Single guinea pig over 6 months
10. Pen of 2 guinea pigs

## SHEEP

Blue \$5.00      Red \$4.00      White \$3.00

**Must be pre-entered by the official Pre-Fair Entry Deadline. Entry form available at Extension Office in Lincoln.**

**All Sheep must meet the General Requirements and Animal Health Requirements.**

Market lambs must be wethers or ewes.

**No artificial coloring, paint, or adhesive is allowed. All livestock shows are blow and go. Violators will be disqualified.**

During the judge's inspection and handling, all 4 feet of the animal are to be in contact with the ground.

Classes will be for all sheep. Intact males must be under 9 months of age.

1. Sheep, Breeding
2. Sheep, Market

## HORSES

Halter Classes: Blue \$5.00    Red \$4.00    White \$3.00  
Riding Events: Blue \$3.00    Red \$2.00    White \$1.00

**Must be pre-entered by the official Pre-Fair Entry Deadline. Entry form available at Extension Office in Lincoln.**

**All Horses must meet the General Requirements and Animal Health Requirements.**

**DRESS CODE:** Long pants and a long-sleeved shirt or blouse must be worn. Pants, shirts and blouses may vary in color. **Extremes of style and/or color, while permissible, are not representative of western attire and do not allow the exhibitor to be presented in a professional manner. In no instance shall "fancy" attire count over a nice, neat workman-like appearance.** Exhibitors must wear a western hat or safety helmet and it should stay on during the class. Hats are optional only in timed events. If a rider elects to wear a hat in timed events, it must stay on. If the hat is lost, a 2-second penalty will be assessed to the final time. Caps are not permitted. Western boots are required in all western events. The use of gloves, ties, spurs and chaps shall be optional. English spurs are not permitted in western classes. No vests, sweaters, coats or jackets are permitted except during inclement weather. In this case the show management will publicly announce and inform the judge when such clothing is permitted.

**4-H/FFA members cannot show the same horse(s) in Open Class events as they did in the 4-H/FFA division.**

Classes will be for Weanling Foals, Mares & Geldings only – NO STALLIONS are to be on Fair Grounds.

All 4-H horse rules will be followed.

Beginner Classes – These classes are designed for beginners only.

1. Walk-Whoa (Beginners only). Exhibitors will be asked to walk only while riding their horses and ponies. A

handler over the age of 14 shall accompany all Walk-Whoa competitors into the show ring. Handlers shall have a lead in hand in case of need, but otherwise they should not interfere with the competitor's performance.

**Walk-Whoa exhibitors may only show in this division and not change throughout the show in performance classes only. Exhibitors may show in speed events in their appropriate age division with adult assistance if needed.**

2. Walk Trot (Beginners Only). Walk Trot class exhibitors will be asked to walk and trot while riding their horses and ponies.

Walk-Trot exhibitors may only show in this division and not change throughout the show in performance classes only. Exhibitors may show in speed events in their appropriate age division.

3. Halter Classes – All breeds will be recognized and shown together. Classes are not broken by exhibitor's age.

(Halter classes will be determined by Superintendent)

## RIDING EVENTS

Riding events will be broken into two divisions:

**Jr. Division – 14 Years & Under**

**Sr. Division – 15 Years & Over**

1. Pole Bending
2. Barrel Racing
3. Western Pleasure
4. Western Horsemanship
5. Trail Class

## GOATS

**ALL Goats be pre-entered by the official Pre-Fair Entry Deadline. Entry form available at Extension Office in Lincoln.**

**All Dairy Goats and Meat Goats must meet the General Requirements and Animal Health Requirements.**

**No artificial coloring, paint, or adhesive is allowed. All livestock shows are blow and go. Violators will be disqualified.**

### DAIRY GOATS

Blue \$5.00      Red \$4.00      White \$3.00

Entries will be placed in classes by age with the day of judging being the base date.

Each exhibitor is limited to a maximum of two dairy goats per class. Only does are allowed to show.

1. Doe up to 6 months of age (not in milk and not previously freshened)

2. Doe 6 to 12 months of age (not in milk and not previously freshened)
3. Doe 12 to 24 months of age (not in milk and not previously freshened)
4. Doe 12 to 24 months of age (in milk and previously freshened)
5. Doe 2 years or older (in milk or previously freshened)

### MEAT GOATS

Blue \$5.00      Red \$4.00      White \$3.00

Classes will be determined by the Superintendent.

Intact males must be under 9 months of age.

There will be classes for market & breeding meat goats. **Wethers or Does are allowed to show in the market meat goat classes.**

Market goats will be shown by weight. Breeding goats will be shown by age. Market goats should be born after January 1<sup>st</sup> of the current year.

Goats must be shown with all four feet on the ground. Exhibitors may use a collar, a collar with a short lead, or a halter when showing. Medium/3mm or smaller pinch collars will be allowed. Exhibitor can only briefly touch their animal with their hands to position legs or head.

Teeth: All market goats must have baby teeth in place with no visible signs of permanent teeth.

Shearing: All market goats must be "slick shorn" with an equal amount of hair above the knee and hock before arrival on the grounds. A maximum of 0.375 inch of hair is permitted. Hair on the tail switch is permitted.

Horns: Horns must be tipped and rounded (not less than the diameter of a dime at the end).

Violation is grounds for disqualification.

## PET SHOW & TELL

**Must be pre-entered by the official Pre-Fair Entry Deadline. Entry form available at Extension Office in Lincoln.**

**All Pets must meet the General Requirements and Animal Health Requirements.**

Pet show & tell will be showmanship based with all ages of exhibitors competing together. The health and quality of animal considered in addition to the project knowledge and showmanship of the exhibitor appropriate for member's age and years in the project.

An Exhibitor may make only one entry In each class.

If there is a class available in another division, it is to be exhibited there before choosing to exhibit in pet show & tell. An exhibitor must pick one or the other.

# AGRICULTURE AND STATIC PROJECTS OPEN CLASS

## HORTICULTURE

(In Metal Building)

Senior Division – 15 years & Older  
Junior Division – 14 years & Under

No award will be given on exhibits not listed below.

General display articles shall not be used in best display.

Items not grown during current year will be entered as display only.

All loose grains shall be in one-gallon glass jars, unless otherwise stated.

### GRAINS

(One Gallon Glass Jar, identify by hybrid or variety name)

1. Wheat – Hard Red Winter Wheat (Gallon)
2. Soybeans (Gallon)
3. Milo (Gallon)
4. Oats (Gallon)
5. Triticale (Gallon)

### FEED GRAINS – FORAGE

(Bundle consists of at least 5 stalks)

10. Hybrid yellow corn (10 Ear Display)
11. Hybrid white corn (10 Ear Display)
12. Calico corn (10 Ear Display)
13. Sweet corn (10 Ear Display)
14. 10 heads of Milo
15. 10 heads of other Cane
16. Bundle of Alfalfa
17. Bundle of Cane
18. Bundle of Corn (Hybrid)
19. Bundle of Grain Sorghum
20. Bundle of Hybrid Forage Sorghum
21. Bundle of Hybrid Silage Corn
22. Bundle of Oats
23. Bundle of Soybeans
24. Bundle of Sudan Grass
25. Bundle of Wheat
26. Alfalfa Hay (1/4 Bale)
27. Brome Hay (1/4 Bale)
28. Prairie Hay (1/4 Bale)
29. Oats (1/4 Bale)
30. Wheat, not straw (1/4 Bale)
31. Triticale (1/4 Bale)

### FRUITS

40. Apples (5)
41. Apricots (5)
42. Crab Apples (5)
43. Cherries (5)
44. Peaches (5)
45. Pears (5)
46. Plums – Blue (5)
47. Plums – Wild (5)
48. Rhubarb (5)
49. Best Display of fruit
50. Other

### HERBS

60. Basil – Stem
61. Cilantro – Stem
62. Dill – Stem
63. Mint - Stem
64. Oregano – Stem
65. Potted Herb Garden
66. Other

### HONEY

69. Honey (1 container, 8- to 16-ounces)

### VEGETABLES

70. Best Display of Vegetables
71. Beans, Green String (5)
72. Beans, Other (5)
73. Beets (3)
74. Cabbage (1 head)
75. Carrots (5)
76. Cauliflower (1 head)
77. Cucumbers, Pickling (3)
78. Cucumbers, Slicers (3)
79. Egg Plant (1)
80. Muskmelon or Cantaloupe
81. Okra (5)
82. Onions, Red (3)
83. Onions, White (3)
84. Onions, Yellow (3)
85. Peppers, Bell (3)
86. Peppers, Chile (3)
87. Peppers, Jalapeno (3)
88. Peppers, Other (3)
89. Potatoes, Red (3)
90. Potatoes, White (3)
91. Potatoes, Others (3) (blue, gold etc.)
92. Pumpkin
93. Radishes (5)
94. Tomatoes, Cherry or Novelty (5)
95. Tomatoes, Preserving (3)
96. Tomatoes, Standard (3)
97. Watermelon
98. Zucchini
99. Little Winter Squash (Butternut, Acorn, Table Queen)
100. Summer Squash (Yellow Straight-neck, Yellow Crook-Neck, Bush Scallop, Cacozeria)
101. Largest Watermelon (determined by weight)
102. Largest Pumpkin (determined by weight)
103. Largest Squash (determined by weight)
104. Odd or Misshaped Vegetable
105. Other

- 174. Living room table (dry)
- 175. Patriotic theme
- 176. Silk Flower Arrangement
- 177. Wildflower Arrangement

## FLOWERS

Classes are exhibits of one cut stem of one variety in one container, unless noted differently.

- 120. Bachelor Buttons
- 121. Black-eyed Susan
- 122. Coreopsis
- 123. Cosmos
- 124. Coxcomb
- 125. Daisy
- 126. Dianthus
- 127. Gladiolus
- 128. Hibiscus
- 129. Lily, Hybrid
- 130. Lily, Old Fashioned Day Lilies
- 131. Lily, Turk's Cap
- 132. Marigold, Small
- 133. Marigold, Large
- 134. Petunias, Regular
- 135. Petunias, Double
- 136. Petunias, Wave
- 137. Phlox
- 138. Poppy
- 139. Purple Cone Flower
- 140. Rose, Miniature
- 141. Rose, Shrub
- 142. Rose, Tea
- 143. Rose Bud
- 144. Shrub, Flowering
- 145. Snapdragons
- 146. Sunflower, tame
- 147. Sunflower, largest head
- 148. Vinca
- 149. Zinnias, Large
- 150. Zinnias, Small
- 151. Cacti – Potted Collection
- 152. Creative Container w/growing Flowers – Indoor
- 153. Creative Container w/growing Flowers – Outdoor
- 154. French Garden, Any Kind, 5 Different Plants
- 155. Five Stem Collection
- 156. Five Stem Collection, Miniature
- 157. Potted Cactus (single)
- 158. Potted or Hanging House Plant, Foliage
- 159. Potted or Hanging House Plant, Blooming
- 160. Terrarium
- 161. Wildflower
- 162. Other

## CENTERPIECES & ARRANGEMENTS

All center pieces and arrangements must be hand designed by the exhibitor. No flags to be used in arrangements, but can be used behind or beside arrangement.

- 170. Dining room table (fresh)
- 171. Dining room table (dry)
- 172. Holiday centerpiece (any holiday)
- 173. Living room table (fresh)

## HINTS FOR JUDGING FLOWERS

Point System judges follow (totaling 100):

culture perfection	35 points
general shape (variety)	25 points
size of plant of leaves	15 points
form of new leaves	15 points
rarity	10 points

### Foliage

1. No damaged leaves.
2. Bad leaf is better than no leaf at all.
3. Leaves that are not attached cannot be accepted.
4. Leaves are not to be below water in container.

### Stem

1. Have a straight stem.
2. 4" stem or more for most varieties, except roses  
12" stem, peonies 18" stem, and iris 21" – 24".

### Flower

1. Flower middle should not be off centered.
2. Look for fading, age of flower, wind damage, dirt and bugs (look underneath)

### Varieties

1. Gladiolus – no crowd blossom close to stem, should have a zigzag effect with straight stem.
2. Tea Rose – Two-thirds to three-fourths open rather than completely open.
3. Miniature Collection – Make sure container is not too large for arrangement.
4. Five Stem Collection – Use same variety of flower, do not mix with other varieties and try to use same color.
5. Potted Foliage Plant – Seek one that is unusual and difficult to grow.
6. Dining Room Table (fresh) – Don't crowd your arrangement and don't choose too many varieties. For any centerpiece, place your elbow on the table and clinch fist to determine height of arrangement. The container you choose will help your centerpiece.

Pick your flower before the sun comes out or before the wind comes up on entry day. Pick your flowers the night before and place in your refrigerator if a storm is predicted.

## BAKED ITEMS & FOOD PRESERVATION

(In Metal Building)

**Recipe must be included with all entries.**

No award will be given on exhibits not listed below.

Canned goods must be exhibited in Standard Jars and ALL jars must have lids or caps with bands.

Exhibit all baked goods on plain white plastic plates in plastic bags so they can be reclosed. Any exhibitor making more than one entry from the same baking or canning or permitting another person to make an entry from such, will forfeit all prizes which may be won in this category.

All items must be made from scratch – no cakes, cupcakes, or cookies from mixes or pies from store bought crusts or fillings.

For food safety purposes, any food with custard and dairy-based fillings and frostings (ex. Cream cheese) raw eggs, flavored oils, “canned” bread or cakes in a jar, cut fresh fruit or any food requiring refrigeration (ex. Bacon) or unbaked exhibit with raw flour (ex. No bake cookies) will be disqualified and not judged. Refer to K-State Research and Extension publication, 4-H888, Judge’s Guide for Food and Nutrition Exhibits, for information to help you make informed, safe food exhibit decisions.

**Senior Division – 15 years & Older**  
**Junior Division – 14 years & Under**

### CAKES

1. Angel Food (un-iced) topside up
2. Bundt (no mixes)
3. Chiffon (un-iced) topside up
4. Cupcakes, Any Flavor (4) (No Mixes)
5. Layer Cake, Iced
6. Pound (no mixes)
7. 8x8 Cake, Any Flavor (No Mixes) (un-iced)
8. Miscellaneous

### DECORATED ITEMS

15. Cake
16. Cupcakes (4)
17. Cookies (4)

**\* Decorated items will be judged on decoration only**

### YEAST BREADS

20. Cinnamon Rolls (4)
21. Cloverleaf Rolls (4)
22. Kolache (4)
23. Pan Rolls (4)
24. Raisin
25. White
26. Whole Wheat
27. Miscellaneous

### BREAD MACHINE BREADS

30. White
31. Whole Wheat
32. Other

### QUICK BREADS

40. Banana
41. Biscuits
42. Coffee Cake
43. Corn Bread (8x8) or Muffins (4)

44. Muffins (4)
45. Pumpkin
46. Zucchini
47. Miscellaneous

### COOKIES



King Arthur is sponsoring prizes in the Junior Division for the Best Cookie overall. To be entered in the Cookie Contest, exhibitor must bring the opened (empty) bag of King Arthur Flour or submit a UPC label from the flour bag when they submit their entry (See back of fair book for prizes).

50. Bar Cookie (4)
51. Brownies (4)
52. Chocolate (4)
53. Chocolate Chip (4)
54. Cookie with Nuts (4)
55. No Bake Cookie (4)
56. Oatmeal (4)
57. Peanut Butter (4)
58. Snicker Doodle (4)
59. Sugar Cookies – Dropped (4)
60. Sugar Cookies – Rolled (4)
61. Other (4)

**Bar cookies & Brownies should be cut into 2”x 2” squares (not using outside edges)**

### PIES



King Arthur is sponsoring prizes in the Senior Division for the Best Pie overall. To be entered in the Pie Contest, exhibitor must bring the opened (empty) bag of King Arthur Flour or submit a UPC label from the flour bag when they submit their entry (See back of fair book for prizes).

PIES – Will be donated to the Legion Stand.

**NOT TO BE MADE WITH STORE BOUGHT PIE CRUST OR FILLING AND MUST HAVE TWO CRUSTS, ONE MAY BE LATTICE.**

Pies may be baked in any 8 inch or 9-inch foil pan.

70. Fruit Pie, Double Crust (1 may be Lattice)
71. Fruit Pie, crumb topped
72. Pecan Pie (1 Crust only)
73. Other Pie

### CANDY & MISCELLANEOUS

75. Fudge (6 pieces)
76. Mints (6)
77. Trail Mix (½ Cup in resealable bag)
78. Granola (½ Cup in resealable bag)
79. Other (6 pieces on plate or ½ Cup in resealable bag)

# FOOD PRESERVATION

## Recipe must be included with all entries.

1. Exhibit must be preserved in current year (July 19, 2023 to present).
2. Recommended recipes and processing methods must be used. Recipes must be from current, tested resources listed below and **MUST BE ADJUSTED FOR ALTITUDE** based on your processing location, or it will be disqualified. Processing methods that will be disqualified include: open kettle canning, over canning, and sun canning. Untested recipes will be disqualified for food safety reasons. Recommended recipe resources include:
  - K-State Research and Extension Food Preservation publications
  - USDA Complete Guide to Home Canning
  - So Easy to Preserve, 6<sup>th</sup> edition, The University of Georgia Cooperative Extension Service
  - Ball Blue Book Guide to Preserving
  - Ball Complete Book of Home Preserving
  - Canning mixes (i.e. Mrs. Wage's, Ball)
  - Pectin manufacturers (i.e. Sure-Jell, Ball)
  - <http://www.rrc.k-state.edu/preservation/recipes.html>

Refer to following K-State Research and Extension publications for more information:

- 4H712, Food Safety Recommendations for Food Preservation Exhibits  
<http://www.ksre.ksu.edu/bookstore/pubs/4H712.pdf>
- MF3170 "10 Tips for Safe Home-Canned Food"  
<http://www.ksre.ksu.edu/bookstore/pubs/MF3170.pdf>
- MF3171 "Sassy Safe Salsa at Home"  
<http://www.ksre.ksu.edu/bookstore/pubs/MF3171.pdf>
- MF3172 "What's Your Elevation?"  
<http://www.ksre.ksu.edu/bookstore/pubs/MF3172.pdf>
- MF3241 "How to Guide to Water Bath Canning & Canning"  
<http://www.bookstore.ksre.ksu.edu/pubs/MF3241.pdf>
- MF3242 "How to Guide to Pressure Canning"  
<http://www.bookstore.ksre.ksu.edu/pubs/MF3242.pdf>

3. Alcohol is not allowed as an ingredient in food preservation entries. Entries with alcohol in the recipe will be disqualified and not be judged.
4. **Each exhibit must have the complete recipe and instructions attached with the entry card, or it will be lowered one ribbon placing. Recipe must include recipe source, date of publication and altitude of residence.**
5. Exhibits must be sealed in clean, clear standard canning jars, with matching brand (ex: use Ball lids on Ball jars, or Kerr lids on Kerr jars, etc.) two piece lids. Do not use colored jars. Do not add fancy padded lids, fabric over wraps or cozies as they interfere with the judging process. No fancy packs unless recipe states to do so (ex: Pickled asparagus). Jars must be sealed when entered. For food safety reasons, the size of jars used must not be larger than the jar size stated in the recipe. Note: There are 12-ounce and 24-ounce canning jars available and may be used. Use pint jar

process recommendations for 12 ounce jars. Use quart jar process recommendations for 24 ounce jars.

6. The label must not cover brand name of jar. The label must give: Class No, Product, Altitude of Residence, Canning Method (water bath, weighted gauge or dial gauge pressure method), Process Time, Pressure (psi), date processed including month and year. Templates to make adhesive labels can be found at: <http://www.kansas4h.org/p.aspx?tabid=46>

USDA food preservation information may be obtained at your local Extension Office.

**Best of Show overall will be presented an award in Memory of Cora Rahmeier.**

## CANNED FRUIT

Fruits may be halved, sliced or chunked in syrup or juice.

90. Apples
91. Apricots
92. Cherries
93. Peaches
94. Pears
95. Pie Filling
96. Other

## CANNED VEGETABLES

105. Beans, snap green or yellow
106. Carrots
107. Tomatoes
108. Other (not pumpkin or squash as these are considered unsafe by U.S.D.A. standards)

## JAMS & JELLIES

To be exhibited in standard jelly glasses, sealed – no paraffin.

Jam- Spread made with fruit and sugar boiled to a thick consistency. Contains small pieces of fruit.

Jelly- Spread made with fruit juice and sugar, boiled to a thick consistency. Should be clear and does not contain any solids.

Preserves- Contains more fruit or larger fruit than jam with a thicker consistency.

115. Apricot Jam
116. Chokecherry Jam
117. Peach Jam
118. Pepper Jam
119. Plum (Sandhill) Jam
120. Other Jam
121. Apricot Jelly
122. Cherry Jelly
123. Chokecherry Jelly
124. Peach Jelly
125. Pepper Jelly
126. Plum (Sandhill) Jelly
127. Other Jelly
128. Apricot Preserves
129. Peach Preserves
130. Strawberry Preserves
131. Other

## **PICKLES & RELISHES**

140. Bread & Butter Pickle
141. Dill Pickles
142. Okra
143. Piccalilli
144. Pickled Beets
145. Pickled Peppers
146. Relish
147. Sweet Pickle
148. Other – Pickle
149. Other – Relish

## **CANNED MEATS**

160. Meat

## **JUICES, SOUPS & SAUCES**

170. Soup
171. BBQ Sauce
172. Catsup
173. Hot Sauce
174. Pasta Sauce
175. Salsa
176. Other

## **COLLECTION OF CANNED GOODS**

Collections should be 3-5 different varieties of goods, to be judged as a group. Goods should be exhibited in standard sized jars, sealed with caps & bands, no paraffin. All jars in the collection should be the same size (i.e. a fruit collection should be in all pint or all quart jars, not a combination.) Collections can be exhibited in a basket or decorative container.

180. Collection of Jellies or Jams or Preserves
181. Collection of Spreads can include any jam, jelly preserves or marmalades
182. Collection of Fruits
183. Collection of Vegetables
184. Collection of Pickles, Relishes, Sauces
185. Anything Goes– Any combination of canned goods

## **FINE ARTS**

(In Metal Building)

No limit to the number of entries per person per class.

One quilt will be awarded Best of Show.

Any articles shown in this category in previous years will not be awarded any premium. Items entered must be created by the exhibitor.

Exhibits should be clean and free from pet and human hair and odors.

To qualify as a wall quilt, the quilt should have a hanging sleeve or other means of hanging.

Please note that there are classes for hand pieced and quilted or machine pieced and quilted entirely by the exhibitor, as well as classes for items which are pieced by the exhibitor and hand or machine quilted by a commercial (paid) individual or others.

All items are judged with a focus on the technique or the class, with all aspects of construction taken into consideration.

## **QUILTS**

All quilts in this group are to be pieced by the exhibitor(s), but can be tied or quilted by the exhibitor(s) or another individual or group. A beginner is someone who has been quilting for one year or less.

1. Tied Quilt
2. Group Quilt
3. Patchwork Quilt – Jr. Beginner (14 or Under)
4. Patchwork Quilt – Sr. Beginner (over age 14)
5. Comforter – Should be thicker and puffier than other quilts
6. Mixed Technique (Applique, Embroidery, Trapunto, etc.)
7. Any Other Quilted Item

### **Hand Quilted – Individual**

All quilts in this category must be hand quilted, constructed entirely by the exhibitor. These quilts must be appliqued, embroidered, quilted, and bound by hand, but may be pieced by machine, except for Class # 10, which must be pieced by hand.

8. Hand Appliqued
9. Hand Embroidered
10. Hand Pieced Patchwork
11. Machine Pieced and Hand Quilted
12. Wall Quilt
13. Miniature Quilts (24" x 24" or smaller)
14. Table Runners or Toppers, Bed Runners
15. Pillow
16. Other

### **Hand Quilted – Commercial (paid)**

All quilts in this category must be constructed by the exhibitor (pieced and bound), and hand quilted by a paid individual or group.

17. Large Quilt – any Bed size Quilt Twin – King
18. Small Quilt – Throw, Lap, Baby or Crib, Bed Runners
19. Panel Quilt
20. Wall Quilt – must have hanging sleeve
21. Other

### **Machine Quilted – Individual**

All quilts in this category must be machine pieced and quilted, constructed by the exhibitor (pieced, quilted and bound).

22. Machine Appliqued
23. Machine Embroidered
24. Machine Pieced Patchwork
25. Panel Quilt
26. Wall Quilt, Must have hanging sleeve
27. Miniature Quilts (24" x 24" or smaller)
28. Table Runners or Toppers, Bed Runners
29. Pillow
30. Other



### **Machine Quilted – Commercial**

All quilts in this category must be machine quilted, constructed by the exhibitor, (pieced and bound), and quilted by a paid individual or group.

31. Large Quilt – Bed quilt – Twin, Full, Queen, King
32. Small Quilt – Throw, Lap, Baby or Crib, Bed Runner
33. Panel Quilt
34. Wall Quilt – Must have hanging sleeve
35. Other

### **Best Professional Quilting**

Entries in this category must be completed by commercial quilters. A commercial quilter is one who is engaged in quilting as a profession and accepts payment for their services.

36. Machine Quilted Item
37. Hand Quilted Item

### **Other**

38. Recycled/Repurposed Quilt – A used quilt that can no longer be used in its original design/purpose and is salvaged to be used in a manner different than the original concept, such as an article of clothing, placemats, table runner, etc.
39. Refurbished Quilt – A used quilt that was worn and has been reworked using new fabric to return the quilt to its original purpose. New stitching and fabrics must reflect the original pattern of the quilt.

### **Work By Persons Over 70**

All items in this category must have been completed during the last year.

40. Afghan, Crocheted
41. Afghan, Knitted
42. Any Embroidered Article
43. Any Crocheted Article
44. Any Knitted Article
45. Quilts, Overall Design & Workmanship
46. Quilts, Best Quilting
47. Other

## **NEEDLEWORK**

### **Embroidered**

48. Tablecloth, luncheon cloth or placemats
49. Pillowcases
50. Picture
51. Towels
52. Pillow
53. Any other embroidered article

### **Counted Cross-stitch**

54. Pillow, counted cross-stitch
55. Picture, counted cross-stitch
56. Wall Hanging, counted cross-stitch
57. Any other counted cross-stitch article

### **Needlepoint**

58. Picture, needlepoint
59. Pillow, needlepoint
60. Plastic Canvas, needlepoint
61. Wall Hanging, needlepoint

62. Any other needlepoint article

### **Crochet**

63. Afghan
64. Doily
65. Garment, Adult
66. Garment, Youth/Infant
67. Gloves, mitten or other hand covering, 1 pair
68. Socks, slippers or other footwear, 1 pair
69. Household Article – Pot Holder, Wash Cloth, etc.
70. Table Cloth or Bed Spread
71. Fashion Accessory – Hat, Shawl, Scarf, etc.
72. Any other crocheted article

### **Knitted**

73. Afghan
74. Fashion Accessory – Hat, Shawl, Scarf, etc.
75. Garment, Adult
76. Garment, Youth/Infant
77. Gloves, Mittens or Other Hand Coverings – 1 Pair
78. Household Article – Pot Holder, Wash Cloth, Pillow, etc.
79. Socks, Slippers or Other Footwear – 1 Pair
80. Any other knitted article

### **Sewn Items**

81. Apron
82. Fashion Accessory
83. Garment, Boy's
84. Garment, Girl's
85. Garment, Infant's
86. Garment, Man's
87. Garment, Woman's
88. Pillow
89. Pillowcase
90. Recycled/Repurposed – A used item that is no longer used in its original design/purpose and is to be used in a manner different than the original concept, such as a pillowcase to a dress, a man's shirt to a woman's or child's shirt or dress, jeans to a skirt, etc.
91. Refurbished Article – A used item that was worn and has been reworked using new fabric to return the article to its original purpose. New stitching and fabrics must reflect the original pattern of the article.
92. Other Sewn Item Work By Persons 14 and Under
93. All items in this category must have been completed during the last year.
94. Knitted Item
95. Crocheted Item
96. Needle Arts – cross-stitch, needle-point, etc.
97. Quilted Item
98. Sewn Item
99. Recycled/Repurposed – A used item that is no longer used in its original design/purpose and is to be used in a manner different than the original concept, such as a pillowcase to a dress, a man's shirt to a woman's or child's shirt or dress, jeans to a skirt, etc.
100. Refurbished Article – A used item that was worn and has been reworked using new fabric to return the article to its original purpose. New stitching and fabrics must reflect the original pattern of the article

# ARTS & CRAFTS

(In Metal Building)

No award will be given on exhibits not listed below.

**Exhibitors are limited to one entry per class.**

Any article shown in this category in previous years will not be awarded any premium. Item must be made by exhibitor.

## **Age Divisions:**

Child Division – Age 6 years and younger

Youth Division – Age 7 to 12 years

Teen Division – Age 13 to 17 years

Adult Division – Age 18 years and older

Senior Division – Age 70 years and older

## **Ceramics**

1. Dry Brushing Ceramics (no more than 3 pieces)
2. Clay Item
3. Glazed Ceramics (no more than 3 pieces)
4. Stained Ceramics (no more than 3 pieces)
5. Any other ceramics

## **Painting**

6. Acrylic Painting
7. Charcoal Painting
8. Mixed Media Painting
9. Number Painting
10. Oil Painting
11. Tempera Painting
12. Textile Painting
13. Watercolor Painting
14. Wood Painting
15. Other Painting

## **Drawing and Other**

16. Chalk Drawing
17. Collage
18. Colored Pencil Drawing
19. Coloring Page
20. Computer Drawing
21. Crayon Drawing
22. Marker Drawing
23. Mixed Media Drawing
24. Pastel Drawing
25. Pen Drawing
26. Pen & Ink Drawing
27. Pencil Drawing
28. Portrait Drawing
29. Other Drawing

## **Wood**

30. Barn Quilt
31. Wall hanging, wood
32. Wood Burning
33. Wood Carving
34. Woodworking, from a kit
35. Woodworking, original design
36. Woodworking, project from school
37. Other Wood Item

## **Paper**

38. Card, handmade
39. Paper Art
40. Scrapbook
41. Other Paper Item

## **Toys**

42. Doll, handmade
43. Doll Clothes, crocheted or knitted
44. Doll Clothes, sewn (3 or more pieces, with doll)
45. Lego, item made from kit (display in flat box)
46. Lego, original design (display in flat box)
47. Stuffed Toy, handmade

## **Fabric or Fiber**

48. Decorated T-shirt or Sweatshirt
49. Felted Item, crocheted or knitted
50. Pillow, handmade
51. Tatted Item, handmade
52. Tie Dye Item
53. Wall Hanging, textile
54. Woven Item, handmade
55. Other Fabric/Fiber Item

## **Crafts**

56. Basket, handwoven
57. Basket, seasonal
58. Decorated Gourds
59. Flowers, dried
60. Flowers, handmade
61. Jewelry, handmade
62. Leather Craft
63. Macramé Item
64. Sculpture
65. Stained Glass Window or Wall Hanging
66. Stamped Item (rubber stamp)
67. Stamped Item (other method)
68. Stenciled item
69. Stepping Stones, all
70. Stone Carving
71. Sun Catcher
72. Wall Hanging (other than textile or wood)
73. Wheat Weaving
74. Wreath, natural material
75. Wreath, any other
76. Antique Item, with written history
77. Model Kits (car, airplane, ship, etc.)
78. Repurposed/Recycled Item
79. Other

## **Holiday Decoration**

80. Christmas Ornament
81. Christmas Stocking
82. Christmas Tree Skirt
83. Christmas Wall Hanging or Picture
84. Any Other Christmas Decoration
85. Easter Decoration
86. Fourth of July Decoration
87. Halloween Decoration
88. Thanksgiving Decoration
89. Valentine Decoration
90. Holiday Ceramic
91. Any Other Holiday Decoration

# PHOTOGRAPHY

(In Metal Building)

Photos 4" x 6" or larger, need to be mounted upon mat board or framed, and not to exceed 14" by 16". Prints should not have a date on them & the white border should be cut off.

Photo mounting boards (size 11" x 13") and protective sleeves can be purchased from the Extension Office in Lincoln.

Exhibitors are limited to one entry per class.

No award will be given on exhibits not listed below. There will be a champion & reserve in each age division. Best of Show can be awarded at the judge's discretion.

There will be four Divisions:

Youth – Age 13 & Under

Teen – Age 14 – 19

Adult – Age 20 and up

Professional

1. **Action** – Movement must be visible.
2. **Animal Life** – Must illustrate some aspect of a living animal's existence.
3. **Anything goes.** Creative photography and experiments that do not fit in any other class. Make use of creative camera techniques, darkroom, colorization, tinting, mounting, exhibiting and computer enhancements.
4. **Agriculture** – Any subject relating to the science or practice of farming, including the rearing of crops and animals.
5. **Architecture** – Must illustrate the art or practice of designing and constructing buildings. The style in which a building is designed and constructed or the complex structure of a building.
6. **Everyday life** – Must illustrate some aspect of someone's daily existence.
7. **Fair Theme** – Any subject related to the fair.
8. **Human/Animal Bond** – Must illustrate the way people and their animals are connected.
9. **Human Interest** – Must illustrate the state of wanting to know about something or someone. The quality of exciting curiosity and/or holding the attention. A human must be in the photo.
10. **Humorous** – Something that causes amusement or a sense of humor.
11. **Industrial** – Any subject of, used in, or characterized by the processing of raw materials and manufacture of goods in factories.
12. **Landscape/Seascape** – Must illustrate an area of countryside, city or expanse of water, land, sea or sky with a definite subject. Structures may be included if they enhance the scene.
13. **Macro** – Extreme close-ups of any subject shot with close-up filters, macro lenses or any other macro technique.
14. **Miscellaneous** – Any subject or technique that does not fit in any other class. May not be another photo of a subject already entered in another class.
15. **Nature** – Any subject from the physical world including plants, animals, the landscape and natural phenomena, as opposed to humans or human creation.
16. **Photojournalism** – The communicating of news by a photo.
17. **Selfie** – May be 3" x 5" or 4" x 6" but must be mounted.
18. **Portrait Formal** – An artistic representation of a person; posed and close up (typically, head and shoulders) in a business or formal attire.
19. **Portrait Informal** – An artistic representation of a person: relaxed, friendly and unofficial; usually in casual, everyday clothing.
20. **Reflection** – An image formed by the phenomenon of light, heat, sound, etc. Being reflected.
21. **Special Effect** – Changes that make a photo better, greater or otherwise different from what is usual or original; Exhibitor must provide a small (4"x6" or smaller) original.
22. **Sports** – Activities involving physical exertion and skill in which an individual or team competes. May be traditional or extreme sports.
23. **Still Life** – An arrangement of inanimate objects.
24. **Photographs Taken in Lincoln County**
25. **Patriotic**
26. **Photo Story** – Three to seven untouched photos mounted on 16" x 20" matt board
27. **Lincoln County Conservation District Photo Contest**
  - For youth entrants. Must be 18 or younger as of December 1. Must reside in Lincoln County or be school educated in Lincoln County.
  - Photo must be taken in Lincoln County. Photo is to be a photo of Conservation Practice.
  - Photo taken between October 2023 and July 2024.
  - No place watermarks, dates, signatures, copyright image.
  - Winning entry must be surrendered to Lincoln CCD and be submitted to the KACD photo contest at the state convention.
  - Judged on these examples: contour framing, cover crop, livestock management, terrace, grass waterways, wildlife food plots, tree planting windbreak, well abandonment, other conservation examples available.
  - Fill out the information below and submit with entry:
    - Youth Name
    - Parent/Guardian Name
    - Phone
    - Age photographer
    - Brief Description of photo including when (date) and where photo was taken.
  - Contest questions? – Call 785-524-4482 opt



## HOW TO FILL OUT THE 4-H/FFA ENTRY CARD

LINCOLN COUNTY  
SYLVAN GROVE FAIR  
4-H ENTRY CARD

CLUB \_\_\_\_\_

EXHIBITOR \_\_\_\_\_

AGE \_\_\_\_\_

CLASS NUMBER \_\_\_\_\_

NAME OF CLASS \_\_\_\_\_

Purple  
Blue  
Red  
White  
Participant

Entry Approved by:  
\_\_\_\_\_  
Superintendent

LINCOLN COUNTY  
SYLVAN GROVE FAIR  
4-H ENTRY CARD

CLUB \_\_\_\_\_

EXHIBITOR \_\_\_\_\_

AGE \_\_\_\_\_

CLASS NUMBER \_\_\_\_\_

NAME OF CLASS \_\_\_\_\_

Purple  
Blue  
Red  
White  
Participant

AMOUNT	
Dollars	Cents

CLUB - Your 4-H Club's Name

EXHIBITOR - The first and last name of Exhibitor.

AGE- Your 4-H Age before January 1st

CLASS NUMBER - The class number within the Division of Competition. See the Lincoln County Fairbook for Class Numbers or ask your local agent/4-H program coordinator or local extension staff.

NAME OF CLASS - The class name within the Division of Competition. See the Lincoln County Fairbook for Class Names or contact the Post Rock District - Lincoln Office at 785-524-4432. [www.postrock.ksu.edu](http://www.postrock.ksu.edu)

**Please write legibly - printing, in ink, is preferred**

# 4-H/FFA GENERAL REGULATIONS

available through the Post Rock District – Lincoln Office to sign up for project areas an individual intends to exhibit in at the county fair by the May 1 project drop/add deadline.

1. **Exhibits are subject to the Miscellaneous Rules, Notices, and Animal Health Requirements as stated in the front section of the fair book.**
2. **Violation of any of the rules listed in this fair book or in special later revisions may mean forfeiture of prizes. Special rules are found in various divisions.**
3. **K-State Research and Extension:** 4-H is a program of K-State Research and Extension (KSRE) which is part of Kansas State University. Rules and guidelines for the 4-H Division and 4-H related activities at the fair are governed by the K-State Research and Extension Post Rock District Board, giving Post Rock District Staff and approved volunteers' enforcement authority. They strive to align the 4-H Division and 4-H/FFA with K-State Research and Extension and Kansas 4-H policies and practices.
4. **4-H/FFA Lincoln County Fair Rules:** 4-H/FFA Non-Livestock divisions align with the current Kansas 4-H State Fair Book as much as possible because the exhibits must qualify through participation in this county fair to become state eligibility. 4-H/FFA Livestock divisions are not subject to this qualifying process and the Lincoln County 4-H Council sets the rules of those divisions.
5. **Exhibitors:** Only Kansas 4-H and FFA members enrolled in Lincoln County are eligible to compete for prizes or participate in the 4-H and FFA Department and related activities. Each youth must have a complete and current enrollment. The enrollment deadline is May 1 of the current year.
6. **Eligibility:** Exhibitors must meet the project requirements and deadlines as defined by K-State Research and Extension – Post Rock District and the Lincoln County 4-H Council.
7. **4-H Membership:** A 4-H member must be enrolled in a project in 4-H Online by May 1 of the current 4-H year to exhibit in the project division within the 4-H and FFA Department at the Lincoln County Fair.
8. **FFA Membership:** FFA members must be enrolled in agriculture education at Lincoln High School or Sylvan-Lucas Unified High School to be eligible at this county fair. FFA members must have paid current annual membership dues to the Chapter, and they must fall within the Kansas 4-H membership age-range to be eligible. FFA Members must use the online form available through the Post Rock District – Lincoln Office to sign up for project areas an individual intends to exhibit in at the county fair by the May 1 project drop/add deadline.
9. **FFA Participation in the 4-H Division of the County Fair:** Post Rock District supports FFA member participation in the 4-H division of the county fair. Kansas 4-H Policy will be followed (Dual Enrollment of 4-H and FFA Members).

**A youth can exhibit as a 4-H and FFA member at the same county fair; however, for each project area, they can only represent one organization with their exhibits at that particular county fair.** FFA participation must align with project areas directly relating to the agriculture education experience (i.e. livestock, ag mechanics welding, woodworking, entomology). FFA participation in Post Rock District 4-H events, activities, and county fairs must follow the rules set by the Post Rock District. It is expected for the FFA Chapter and members to contribute as volunteers and assist with fundraising which benefits the experiences they engage in (i.e. county fair awards, judging boosters, superintendents). It is strongly recommended for FFA Advisors and supporting adults to complete the Kansas 4-H volunteer registration and screening process annually. All 4-H participation deadlines will apply to FFA Chapters and members, including but not limited to tagging and verification expectations, weigh-ins, project drop/add deadline, fair entry deadlines and fees, dress code, code of conduct, etc. FFA participation in events and activities outside the scope of the county fair will be defined on a case-by-case basis.
10. **Exhibits:** The exhibits must be the handiwork of the exhibitor; the grower, where agricultural exhibits are shown; and the owner and feeder, where livestock is entered. Exhibits must be the result of the current year's work. This rule shall be rigidly enforced to maintain the integrity of the youth programs.
11. **School Projects:** Project items made as part of school work for credit and grade can be used to complete 4-H & FFA requirements or be shown at the fair, as long as they are a planned part of the project.
12. **Age Divisions:** All ages are the youth's age before January 1 of the current 4-H year. Refer to project area for age divisions in each project area. If not listed in the project area, the age divisions are Junior = 7-13 and Senior 14-18 years old.
13. **Cloverbuds:** Cloverbuds (previously called tag-a-long) are to be enrolled in 4-H Online by May 1. Cloverbuds are for youth age 5 and 6 by January 1 of the current year.

A) Cloverbuds are only allowed to exhibit for participation experience in the 4-H Division.

- B) A Cloverbud may exhibit multiple entries in allowable project areas. It is up to each individual family to determine the number of participation-based entries brought to fair by the Cloverbud. If a project area has a limit on number of allowable exhibits, these apply to Cloverbuds.
- C) The Cloverbud needs to participate in the respective project area's judging (see below for pet expectation). They should select a class in the project area and strive to meet the project requirements as a practice experience for future years. Exhibit requirements can be adjusted to be age appropriate.
- D) A Cloverbud may showcase a pet from the approved list in Kansas 4-H Policy. All Cloverbud pet exhibits (regardless of species) should be shown in the 4-H Pet Show-and-Tell at Lincoln County Fair.
- E) A Cloverbud may not own and/or show 4-H livestock. This includes all Classes in the 4-H/FFA Division. Peewee classes are part of open class and overseen by the Fair Board.
- F) Cloverbuds will receive a participation ribbon. There are no premiums.

14) **Equal Opportunity and Accessibility:** K-State Research and Extension is committed to providing equal opportunity for participation in all programs, services and activities. Program information may be available in languages other than English. Reasonable accommodations for persons with disabilities, including alternative means for communication (e.g., Braille, large print, audio tape, and American Sign Language) may be requested by contacting the event contact (Post Rock District - Lincoln Office) four weeks prior to the start of the event at 785-524-4432. Staff contact information can be found at [www.postrock.ksu.edu](http://www.postrock.ksu.edu). Requests received after this date will be honored when it is feasible to do so. Language access services, such as interpretation or translation of vital information will be provided free of charge to limited English proficient individuals upon request. K-State Research and Extension is an equal opportunity provider and employer.

15) **Code of Conduct:** All exhibitors, volunteers, and spectators participating in the 4-H Division and related activities represent Kansas 4-H, Post Rock District, and Lincoln County. All individuals are expected to follow the Kansas 4-H Code of Conduct. Failure to do so is subject to result in loss of award and premiums and right to participate in future 4-H related activities. **Any project condoning or promoting the use of alcoholic beverages, tobacco products, illegal drugs, or other illegal/unethical behavior will not be accepted for exhibit.**

16) **Exhibit Entry, Pre-Entry:** Each exhibitor will be responsible for making pre-entries in the designated way, and at the designated time.

Failure to do so will disqualify the entry. Where required, two sectional entry cards are to be filled out and attached to the exhibits before arrival at the fair. In some cases a designated form must be completed in place of the small entry card.

17) **Exhibit Entry, Time:** Exhibitors are to enter exhibits according to the time specified each year.

18) **Judging:** Each exhibit will be rated as purple (superior) followed by blue, red, and white ribbons. Exhibits are judged based on the project area's standard. Top awards are selected by the judge based on comparison to all exhibits entered in the respective project area. The judge reserves the right not to select a top award if exhibits lack merit. If an exhibit does not meet the appropriate rules and guidelines it will be lowered one ribbon placing or disqualified based on judge and superintendent discretion.

19) **Premiums:** Premiums are listed by each project area if there are eligible classes. Superior exhibits will receive a purple ribbon, but no additional premium will be paid.

**20) State Fair Competition:**

A) The Lincoln County Fair is an official county fair with an approved 4-H/FFA Department.

B) One must exhibit here to be eligible for Kansas State Fair competition. Exhibitors 9 years and older by January 1 of the current year are eligible to exhibit at the Kansas State Fair, if an exhibit receives a *purple ribbon* at the county-level, and there is an appropriate class at the Kansas State Fair. There is no ribbon level achievement required at county-level for livestock, but it is recommended all entries are of blue ribbon quality.

C) Animal projects have special entry deadlines and requirements for the Kansas State Fair. It is the exhibitor's responsibility to meet these requirements and deadlines. Kansas State Fair Book is available on the Kansas 4-H website. For animals interested in being shown at the state fair it is recommended to contact the Extension Office before May 1 to make sure you know all expectations and deadlines.

D) **Exhibitors must sign up their State Fair items by 8:00 p.m. on July 20 on the designated sheets in the 4-H Building.**

E) Post Rock District staff will complete the entry process as outlined by Kansas 4-H, using the information submitted by qualifying members. Post Rock District staff will coordinate transportation of non-animal exhibits to and from the Kansas State Fair for 4-H exhibition. Exhibits will only be transported by extension staff if they can easily be moved by one person, if they can fit within an extension vehicle, and if they can be safely transported with many other items. 4-H members can transport their own items, including those that are too large, heavy or fragile.

- 21) **Conference Judging:** Exhibitors are encouraged to participate in the consultation judging process, to share about project learning and to hear the judge's comments. During all conference judging, parents or leaders may sit in the conference and observe but are not to make any comments on behalf of the Exhibitor concerning the process or work completed.
- 22) **No commercial advertising** is permitted on animals, in barns or exhibit buildings in the 4-H/FFA area.
- 23) **Exhibit Removal:** No entries may be removed until the check-out time specified. Those in charge are not responsible for any exhibits left after check-out time.
- 24) **Lincoln County Fair 4-H Related Questions, Requests and Grievances:** The Fair Grievance Committee shall be members of the Lincoln County 4-H Council. Any 4-H/FFA fair related request/complaint will be presented in writing to the head superintendent of that division for a decision. If an appeal is necessary, it must be presented to the superintendent of that division and an Extension Agent/4-H Program Coordinator in writing prior to end of day of the occurrence. The written appeal will be presented to the Fair Grievance Committee with at least three of the members present (including one adult member). A majority decision of the Fair Grievance Committee Members that are present will be final. Failure to follow their decision may result in loss of fair premiums for that division and/or loss of eligibility to participate in the Project Sale. Consequences are to be handled on a case by case basis.
- 25) **Overnight:** Only Exhibitors with livestock exhibited at the fair should remain overnight on the fair grounds. Each club that has livestock will be expected to provide adult supervisors one night during the fair. This will be an assigned schedule by the Extension Office and each club will be expected to adhere.
- 26) **Communications:** Exhibitors will be notified by email (the contact information listed in 4-H Online) concerning pre-entry and entry procedures, revisions, and other information about the fair. This may include the 4-H newsletter as well as other correspondence messages. 4-H/FFA exhibitors are subject to any regulations that are included in such correspondence.
- 27) **Copyright Laws:** Exhibitors should learn the guidelines and exercise caution when using copyrighted materials whenever possible by originating their own work. Exhibitors should use with caution a copyrighted and/or trademarked product or service (a brand name, label or product). A copyright and trademark are legal methods used by writers, artists, corporations

and others to protect their original work. Protected items may range from books to music, logos to computer graphics. Copyrighted and/or trademarked materials used in displays, demonstrations, posters or other activities will be disqualified if the exhibitor does not request permission to use the copyrighted and/or trademarked materials and will not be displayed or receive ribbons. The use and inclusion of specific brand names for educational purposes does not imply endorsement or refusal by the Department of 4-H Youth Development, Kansas State University Agriculture Experiment Station, the Post Rock Extension District or the State of Kansas.

- 28) **Selling of Projects:** Any project sold at public auction or privately, whether for immediate or future delivery cannot, from the time of such sale, be shown by the seller in any 4-H/FFA show. This policy also applies to those projects which have gone through a premium auction, whether or not ownership has changed.
- 29) **4-H Presentations:** The Post Rock District hosts 4-H Days each 4-H year for enrolled members to present public speaking entries. There is not a county fair contest for these entries. Earning a purple with a 4-H Day entry qualifies a 4-H member for participation at the Kansas State Fair, if all other State Fair guidelines are met. Work completed in the project areas of Communications, Public Speaking and Presentations may be entered, displayed and judged in the Individual Notebooks, Posters & Displays division.
- 30) The Extension Office will retain a record of the current year Project Sales and tag numbers for a period of seven years

## **LIVESTOCK & ANIMAL 4-H/FFA GENERAL RULES (ALL SPECIES)**

1. **All livestock shows are designated as blow and go show. No artificial coloring, paint, or adhesive is allowed. Violators will be disqualified.**
2. **Animal Welfare Policy:** Caring for the life of an animal is a serious responsibility of 4-H and FFA members. All animals or livestock shown, housed and displayed at the Osborne County Fair shall receive care that is consistent with accepted animal husbandry practices, and with the rules and regulations set by the Osborne County Fair Board. This includes keeping the pens of your livestock in a presentable manner and a safe and comfortable location for the project while at the fair.
3. Read and comply with livestock general regulations and animal health regulations in the Open Class



Section. Read and comply with the 4-H/FFA general regulations.

4. Failure to comply with general regulations and health regulations may mean disqualification or withholding of premiums or both depending upon the circumstances.
5. Open and limited to all Lincoln County 4-H and FFA members.
6. **Pre-Fair Entry Deadline: July 1, 2024 is the deadline.** Animals are to be properly owned by the immediate family and verified with the Lincoln Extension Office by the pre-fair deadline of the current 4-H year to be eligible. This includes animals tagged or submission of proper ID form. This deadline is set by the 4-H Council in collaboration with the Extension Staff.
7. **Animal Pre-Entry:** The information requested on the Lincoln County Animal Entry Form is required to be submitted by July 1st to the Extension Office for all species. The information on the form must be submitted in writing (mailed, hand delivered, emailed) to the Extension Office by the deadline. ALL animals must be pre-entered by the deadline.
8. There are no weight requirements for showing market animals.
9. **Lincoln County 4-H Tags:** The 4-H Council is responsible for obtaining 4-H tags for the Lincoln County Fair's 4-H/FFA division. The 4-H Council determines the cost of the tag and is the responsibility of the Exhibitor to pay for the tag. When a tag is sold by the Post Rock District-Lincoln office, it will be recorded under the immediate family. Do not transfer a 4-H tag to another family. A photo is not required to be turned in once the animal is tagged. Unused tags are to be returned to the Extension Office. If a tag is lost or damaged, the Exhibitor must work with the Lincoln office to replace it.
10. By the pre-fair deadline, the following animals are required to have a designated 4-H tag: market beef, commercial breeding breed, bucket calf, market sheep, commercial breeding sheep, market swine, commercial breeding swine, market goat, commercial breeding goat, dairy cattle, dairy goat and other species where tagging is determined safe and appropriate. Either ear can be tagged for county fair.
11. **Breed Registration Papers:** If an animal is breed registered, a 4-H tag is not required. A copy of the registered animal's official documentation (i.e., registered heifer) is to on file with the Post Rock District office in Lincoln. Registration papers can be in the member of immediate family name to be accepted.
12. Adults, other than family members and livestock club leaders will not be permitted to assist with the animal care and/or showing while at the fair. Other Exhibitors are permitted to help prepare animals for showing.

Violation of this rule may disqualify an exhibitor.

13. If exhibitor has more than two entries in one class they can receive assistance in showing them from any 4-H member in the Post Rock Extension District or Lincoln County FFA member.  
(cannot be a Cloverbud member).
14. **Limit of Animal Entries:** Livestock/animal exhibitors are limited to three market animals and three breeding animals per species except bucket calves where you can only exhibit one in the 4-H/FFA division.
15. The right to split or combine the livestock/animal classes will be at the option of the superintendent of the concerned division.
16. No one will be allowed to enter other members' (sheep, swine, or goat) pens or other animal cages without permission of the exhibitor.
17. Keeping stalls and pens clean and neat is the responsibility of each exhibitor. Failure to comply with this and failure to clean area at the close of the fair may result in withdrawal of premiums.
18. All livestock exhibitors need to clean up wool or hair clippings after trimming.
19. **Cattle tie out time will be 9:00 p.m. on Thursday night and 9:00 p.m. on Friday night.**
20. **Cattle must be tied in the barn by 9:00 a.m. on Friday and Saturday morning.**
21. Any animal that cannot be properly handled by the owner may be expelled from the fairgrounds by the division superintendent.
22. All animals must be shown at the time of judging, in the show ring, to be placed and sold in the livestock project sale.
23. **WARNING:** Under Kansas law, there is no liability for an injury to or the death of a participant in domestic animal activities resulting from the inherent risks of domestic animal activities, pursuant to sections 1 through 4 of KSA 60-208. You are assuming the risk of participating in this domestic animal activity.
24. Exhibitors who have animals at the fair need to be at the fair to care for their animals.
25. All Livestock trailers need to be parked at the Sale Barn or at a safe location not to disrupt the activities of the Fair.

## BELL RINGER AWARD

This award is designated for market beef. The selection is based on a combination of live placing, average daily gain, and carcass placing. For an animal to be eligible for this award, the animal must **compete** in live placing,

receive a blue or purple ribbon in the daily gain, and rank in the top ten carcasses for their specie. An award will be presented to the exhibitor whose animal has the highest total score. In case of a tie the **highest average daily gain** will be used to break the tie.

**Point System:** Only one point value in the live placing category will be awarded (Grand Champion animal will not receive 33 points plus 30 points for 1<sup>st</sup> in class). The point system for the live and carcass placing is the same between all species and is as follows:

<b>Live Placing: (33% of Score)</b>		<b>Carcass: (33% of Score)</b>	
Grand Champ.	33	1 <sup>ST</sup>	33
Res. Grand Cha.	32	2 <sup>ND</sup>	31
1 <sup>ST</sup> in Class	30	3 <sup>RD</sup>	29
2 <sup>ND</sup> in Class	28	4 <sup>TH</sup>	27
3 <sup>RD</sup> in Class	26	5 <sup>TH</sup>	25
4 <sup>TH</sup> in Class	24	6 <sup>TH</sup>	23
5 <sup>TH</sup> in Class	21	7 <sup>TH</sup>	21
6 <sup>TH</sup> in Class	19	8 <sup>TH</sup>	19
7 <sup>TH</sup> in Class	17	9 <sup>TH</sup>	17
8 <sup>TH</sup> in Class	15	10 <sup>TH</sup>	15
9 <sup>TH</sup> in Class	13		
10 <sup>TH</sup> inClass	11		

The points awarded for the Average Daily Gain will be as follows and consist of 33% of the total score:

**Average Daily Gain: (Beef)**

3.40 plus	lb/day	33-Purple
3.30	lb/day	31-Purple
3.20	lb/day	29-Purple
3.10	lb/day	27-Purple
3.00	lb/day	25-Purple
2.90	lb/day	23-Blue
2.80	lb/day	21-Blue
2.70	lb/day	19-Blue
2.60	lb/day	17-Blue
2.50	lb/day	15-Blue
2.40	lb/day	13-Blue
2.30	lb/day	11-Blue
2.20	lb/day	9-Blue
2.0 - 2.19 = Red		1.99 & Below = White

**RATE OF GAIN**

To be eligible, animals must be weighed at the official beginning weigh-in event in Lincoln County for the species as advertised in the 4-H Newsletter and through 4-H emails. The event dates are set by the 4-H Council. Animals must also be shown at the fair.

**Purple/Blue \$3.00    Red \$2.00    White \$1.00**

**Average Daily Gain: (Beef)**

3.40 plus	lb/day	33-Purple
3.30	lb/day	31-Purple
3.20	lb/day	29-Purple
3.10	lb/day	27-Purple
3.00	lb/day	25-Purple
2.90	lb/day	23-Blue
2.80	lb/day	21-Blue

2.70	lb/day	19-Blue
2.60	lb/day	17-Blue
2.50	lb/day	15-Blue
2.40	lb/day	13-Blue
2.30	lb/day	11-Blue
2.20	lb/day	9-Blue
2.0 - 2.19 = Red		1.99 & Below = White

**Average Daily Gain: (Swine)**

2.00 plus	lb/day	33-Purple
1.95	lb/day	31-Purple
1.90	lb/day	29-Purple
1.85	lb/day	27-Purple
1.80	lb/day	25-Purple
1.75	lb/day	23-Purple
1.70	lb/day	21-Purple
1.65	lb/day	19-Blue
1.60	lb/day	17-Blue
1.55	lb/day	15-Blue
1.50	lb/day	13-Blue
1.45	lb/day	11-Blue
1.25 - 1.44 = Red		1.24 & Below = White

**Average Daily Gain: (Sheep)**

.75 plus	lb/day	33-Purple
.73	lb/day	31-Purple
.70	lb/day	29-Purple
.66	lb/day	27-Purple
.63	lb/day	25-Purple
.60	lb/day	23-Purple
.56	lb/day	21-Blue
.53	lb/day	19-Blue
.50	lb/day	17-Blue
.46	lb/day	15-Blue
.43	lb/day	13-Blue
.40	lb/day	11-Blue
.25-.39 = Red		.24 & Below = White

**Average Daily Gain: (Meat Goat)**

.60	lb/day	33-Purple
.58	lb/day	31-Purple
.56	lb/day	29-Purple
.54	lb/day	27-Purple
.50	lb/day	23-Purple
.48	lb/day	21-Blue
.46	lb/day	19-Blue
.44	lb/day	17-Blue
.42	lb/day	15-Blue
.40	lb/day	13-Blue
.38	lb/day	11-Blue
.36	lb/day	9-Blue
.20-.35 = Red		.19 – Below = White

**BEEF**

Purple/Blue \$6.00    Red \$5.00    White \$4.00

Superintendents: Kylie Rahmeier and Katie Elder

**ALL Beef must meet the General and Health Regulations.**

**ALL Beef must be pre-entered by the official Pre-Fair Entry Deadline. Entry form available at Extension Office in Lincoln.**

**The beef shows will be designated as blow and go show. No artificial coloring, paint, or adhesive is allowed. All livestock shows are blow and go. Violators will be disqualified.**

## **MARKET BEEF**

- F) It is suggested market beef projects be owned, fed, and managed for a minimum of 140 days.
- G) Calves may be grade, crossbred, or purebred of any recognized beef breed and must be born after January 1 of previous year. These calves are to be weighed and identified by July 1 of the year in which shown.
- H) Identification must be one of the official 4-H ear tags as set by the 4-H Council.

The Lincoln County Cattlemen's Association will present an award to the overall Grand Champion Market Beef. The Champion Market Steer will compete against the Champion Market Heifer for this award.

### **Class**

- 10. Market Beef Steer. All steers will be divided into weight classes.
- 11. Market Beef Heifer

### **Class**

- 12. 2<sup>nd</sup> Year Bucket Calf

These are classes for calves shown as bucket calves at last year's Lincoln County Fair. These calves may also enter their respective market heifer/steer class. No ribbon premium will be given in class A & B.

An award will be sponsored by Mitch, Kimberly, and Daxton Meyer.

- a. 2<sup>nd</sup> year bucket calf, Heifer
- b. 2<sup>nd</sup> year bucket calf, Steer

**Beef Carcass Show** – Monday, August 5<sup>th</sup> at 6:30 p.m.

**Beef Slaughter:** 4-H/FFA Members are to sign up for slots at Ellsworth Packing in Ellsworth, Kansas. This is only for 4-H/FFA market beef shown at the fair. Watch email correspondence for information regarding when your beef need delivered to Ellsworth for slaughter.

### **Guidelines for Carcass Show:**

This is an optional class. Pre-entry is required and an Exhibitor can only make one entry in this class. **Pre-enter by the Pre-Fair Entry Deadline!**

- 1. Cattle will go home until slaughter date. Cattle must be slaughtered on the slaughter date to be judged.
- 2. Youth with beef entered in this class are encouraged to attend the show. Attendance is optional. The judge will explain carcass data and placings.

- 3. You are responsible for the slaughter and processing fees and still own the animal unless you have made private arrangements with a buyer.
- 4. This class will be judged on the Danish system as are all 4-H/FFA classes.
- 5. Animals must be exhibited at the fair to participate in the carcass show.

## **FEMALE (BREEDING)**

- 1. **Registration papers must be on file at the Extension Office by the Pre-Fair Entry Deadline.** If not registered, must have an official 4-H tag.
- 2. Two heifers of the same breed will constitute a breed show. All ages will be shown together in a breed show unless the superintendent determines number of entries warrants separate classes.
- 3. Senior or winter heifer calves – calved between September 1 and December 31 of previous year.

### **Class**

- 17. Registered Female
- 18. Commercial Female

Summer yearling heifer calves – calved between May 1 and August 31 of previous year.

### **Class**

- 23. Registered Female
- 24. Commercial

Junior and Spring yearling heifers – calved between January 1 and April 30 of previous year.

### **Class**

- 29. Registered Female
- 30. Commercial

Senior Yearling heifer calves – calved between September 1 and December 31, 2022.

### **Class**

- 35. Registered Female
- 36. Commercial

Cow-Calf pair if cow was shown in the 4-H/FFA Division of the Lincoln County Fair within the past 5 years. All cow/calf pairs regardless of breed and age will show in one class. Cow is to be verified with Extension Office by the Pre-Fair Entry Deadline. Calf must be born by pre-fair entry deadline.

### **Class**

- 48. Cow Calf Pair

## **BUCKET CALF**

Purple/Blue \$6.00      Red \$5.00      White \$4.00

1. Must be weaned from milk via the bottle or bucket by Pre-Fair Entry Deadline.

2. Calves will be halter broke.

3. Judging will be 25% on showmanship, 25% on calf appearance and 50% on knowledge and skills learned, including 4-H Bucket Calf Record and interview.

4. Calf may be a steer or heifer. Bull calves will be disqualified.

### **Class 49**

**Novice A:** 7 to 9 year olds (before January 1 of current year). No show sticks, combs or brushes while showing in ring. No clipping. Only washed and brushed - two year limit.

**Novice B:** 10 to 12 year olds (before January 1 of current year). No show sticks, combs or brushes while showing in ring. No clipping. Only washed and brushed - two year limit.

### **Class 50**

**Advanced A:** 7 to 9 year olds (before January 1 of current year). Animals groomed similar to steers and heifers.

**Advanced B:** 10 to 12 year olds (before January 1 of current year). Animals groomed similar to steers and heifers.

## **DAIRY CATTLE**

Purple/Blue \$6.00      Red \$5.00      White \$4.00

You may exhibit a dairy cow only if you owned it as a calf, as a yearling, or purchased it before the Pre-Fair Entry Deadline of the current year.

Heifer calves dropped after August 31 of previous year.

Class

- 53. Jersey
- 54. Guernsey
- 55. Ayrshire
- 56. Holstein
- 57. Brown Swiss
- 58. Milking Shorthorn

Yearling heifers dropped between September 1--two years previously and September 1 of previous year.

Class

- 59. Jersey
- 60. Guernsey
- 61. Ayrshire
- 62. Holstein
- 63. Brown Swiss
- 64. Milking Shorthorn

Heifers or cows dropped before August 31 two years previously.

Class

- 65. Jersey
- 66. Guernsey

- 67. Ayrshire
- 68. Holstein
- 69. Brown Swiss
- 70. Milking Shorthorn

## **GOATS**

Superintendent: Gina Nelson

**ALL Goats must meet the General and Health Regulations.**

**ALL Goats must be pre-entered by the official Pre-Fair Entry Deadline. Entry form available at Extension Office in Lincoln.**

ALL Goats must be identified with an official USDA Premise ID Tag, regardless of which division they are shown in unless accompanied by Registration Papers filed by with the Extension Office prior to the pre-fair deadline. If a microchip has been inserted into the animal and is to be used in lieu of a state or county tag, the owner must provide a microchip reader to the superintendent at the Fair so that ownership and identification can be confirmed.

Breed registration papers must be on file at the Extension Office by the Pre-Fair Entry Deadline. If not registered, must have an official 4-H tag.

**ALL Goat shows will be designated as blow and go show. No artificial coloring, paint, or adhesive is allowed. All livestock shows are blow and go. Violators will be disqualified.**

Goats must be shown with all four feet on the ground. Exhibitors may use a collar, a collar with a short lead, or a halter when showing. Medium/3mm or smaller pinch collars will be allowed. Exhibitor can only briefly touch their animal with their hands to position legs or head.

## **DAIRY GOATS**

Purple/Blue \$5.00      Red \$4.00      White \$3.00

Entries will be placed in classes by age with the day of judging being the base date.

Animals must be free of abscesses, soremouth, and ringworm and otherwise healthy.

Exhibitors are requested to be neatly and appropriately attired (preferably in white) when showing their animals in the ring.

Each exhibitor is limited to a maximum of two dairy goats per class. Only does are allowed to show.

Classes will be divided into Purebred and Grade. Breeds will show together.

A - Purebred

B-Grade

Junior Class: 0-24 months of age (not in milk and not previously freshened).

80. Doe up to 6 months of age (born by May 1)

81. Doe 6-12 months of age

82. Doe 12-24 months of age

Senior Class: Any age in milk or previously freshened.

83. Doe 0-24 months (born by May 1)

84. Doe 2 years or older

In no case will purebred and grade animals be in the same class, except championship classes.

## MEAT GOATS

Purple/Blue \$5.00      Red \$4.00      White \$3.00

There will be classes for market & breeding meat goats. Wethers or Does are allowed to show in the market meat goat classes.

Market goats will be shown by weight. Breeding goats will be shown by age. Market goats should be born after January 1st of the current year.

Teeth: All market goats must have baby teeth in place with no visible signs of permanent teeth.

Shearing: All market goats must be "slick shorn" with an equal amount of hair above the knee and hock before arrival on the grounds. A maximum of 0.375 inch of hair is permitted. Hair on the tail switch is permitted. Breeding animals may be sheared according to breed standards.

Horns: Horns must be tipped and rounded (not less than the diameter of a dime at the end). Violation is grounds for disqualification.

Class

85. Market Goat

86. Breeding Goat – these goats may be up to 24 months old

## SHEEP

Purple/Blue \$5.00      Red \$4.00      White \$3.00

Superintendent: Heather Meyer

All Sheep must meet the General and Health Regulations.

**ALL Sheep must be pre-entered by the official Pre-Fair Entry Deadline. Entry form available at Extension Office in Lincoln.**

**All sheep must be identified with an official USDA Premise ID Tag, regardless of which division they are shown in unless accompanied by Registration Papers filed by with the Extension Office prior to the pre-fair deadline. If a microchip has been inserted into the animal and is to be used in lieu of a state or county tag, the owner must provide a microchip reader to the superintendent at the Fair so that ownership and identification can be confirmed.**

There will be classes for market & breeding meat goats. **Wethers or Ewe are allowed to show in the market meat goat classes.**

Market sheep will be shown by weight. Breeding sheep will be shown by age. Market sheep should be born after January 1st of the current year.

Market lambs must be wethers or ewes.

**The sheep shows will be designated as blow and go show. No artificial coloring, paint, or adhesive is allowed. All livestock shows are blow and go. Violators will be disqualified.**

During the judge's inspection and handling, all 4 feet of the animal are to be in contact with the ground.

All market lambs must be "slick shorn". A maximum of 0.2 inch of wool is permitted. Breeding Ewes may be sheared according to breed standard. An award will be presented to the exhibitor of the Grand Champion Market Lamb.

## MARKET LAMBS

Class

87. Market lambs

## BREEDING EWE CLASSES

88. Ewe lambs

89. Yearlings or older ewes

## SWINE

Purple/Blue \$5.00      Red \$4.00      White \$3.00

Superintendents: Mike Rosebrook

All Swine must meet the General and Health Regulations.

**ALL Swine must be pre-entered by the official Pre-Fair Entry Deadline. Entry form available at Extension Office in Lincoln.**

Market hog and breeding gilt exhibits must be farrowed after January 1 of the year shown in order to qualify for competition. Barrows must be physical castrates.

All swine must be tagged with an official 4-H ear tag.

There is no swine carcass contest.

Ellsworth Packing will reserve slaughter spots for swine shown in the 4-H/FFA division. These spots must be reserved by the beginning weigh-in event for Lincoln County. Watch email for more details about slaughter process.

**The swine shows will be designated as blow and go show. No artificial coloring, paint, or adhesive is**

**allowed. All livestock shows are blow and go. Violators will be disqualified.**

Class Market Hog  
90. All breeds. This class may be split according to weight.

Class Breeding Gilts  
91. Breeding gilts will be shown by designated breed. Proof of registration is required to show as a pure bred. All other animals will be considered cross breeds.

## HORSES

Purple/Blue \$5.00 Red \$4.00 White \$3.00 – Halter Classes

Purple/Blue \$2.00 Red \$1.50 White \$1.00 – Riding Events

Superintendents: Cheyenne Meyer and Tara Ellenz

All Horses must meet the General and Health Regulations.

Classes will be for Weanling Foals, Mares & Geldings only – NO STALLIONS are to be on Fair Grounds.

**ALL Horses must be pre-entered by the official Pre-Fair Entry Deadline. Entry form available at Extension Office in Lincoln.**

No "borrowed" horses may be used in the 4-H/FFA Horse Project. An Exhibitor may not show more than one horse in a particular class and may not enter a class two times.

The age of a horse is determined as of January 1, in the year the animal is born.

Horses showing signs of contagious disease or known recent exposure to disease will not be allowed.

Due to the nature of horses, adults may assist Exhibitor, in preparing their exhibits for the show ring, such as clipping, booting, shoeing, etc. In working colts or horses in the show ring, the animal must be exhibited by an Exhibitor.

Horses and events in this project division must conform to rules outlined in the State 4-H Horse Show Rulebook.

**4-H/FFA HORSE SHOW DRESS CODE:** Long pants and a long-sleeved shirt or blouse must be worn. Pants, shirts and blouses may vary in color. **Extremes of style and/or color, while permissible, are not representative of western attire and do not allow the exhibitor to be presented in a professional manner. In no instance shall "fancy" attire count over a nice, neat workman-like appearance.** Exhibitors must wear a western hat or safety helmet \* and it should stay on during the class. Hats are optional only in timed events. If a rider elects to wear a hat in timed events, it must stay on. If the hat is lost, a 2-second penalty will be assessed to the final time. Caps are not permitted. Western boots are required in all

western events. The use of gloves, ties, spurs and chaps shall be optional. English spurs are not permitted in western classes. No vests, sweaters, coats or jackets are permitted except during inclement weather. In this case the show management will publicly announce and inform the judge when such clothing is permitted.

**\*County rule for safety helmets: ASTM-SEI approved riding helmets are permitted in all classes. No exhibitor shall be penalized for wearing such a helmet, even where such a helmet is not part of the attire required by the Kansas 4-H Horse Show Rulebook. This is a county rule only and does not apply to State Fair.**

**BEGINNER CLASSES – This class is designed for beginners only.**

**Junior Group:** Exhibitors 7-13 years before January 1 of current year and who are beginners in this Project.

**Senior Group:** Exhibitors 14 or older before January 1 of current year and who are beginners in this Project.

1. Walk-Whoa (Beginners only). Exhibitors will be asked to walk only while riding their horses and ponies. A handler over the age of 14 shall accompany all Walk-Whoa competitors into the show ring. Handlers shall have a lead in hand in case of need, but otherwise they should not interfere with the competitor's performance.

**Walk-Whoa exhibitors may only show in this division and not change throughout the show in performance classes only.**

2. Walk Trot (Beginners Only). Walk Trot class exhibitors will be asked to walk and trot while riding their horses and ponies.

Walk-Trot exhibitors may only show in this division and not change throughout the show in performance classes only. Exhibitors may show in speed events in their appropriate age division.

## SHOW ORDER

Showmanship  
Beginners  
Halter  
Pleasure  
Horsemanship  
Trail  
Barrels  
Poles

## HALTER CLASSES

Class  
93. Weanling foals, no stallions  
94. Yearlings  
95. Geldings, Mares & Fillies over 1 year old  
96. Geldings 4 years or older  
97. Mares 4 years or older

## HORSEMANSHIP

**Junior Group:** Exhibitors 7-13 years before January 1 of current year. An award will be sponsored by Sylvan Sales Commission for the Champion in Jr. Horsemanship.

**Senior Group:** Exhibitors 14 or older before January 1 of current year. An award will be sponsored by Sylvan Sales Commission for the Champion in Sr. Horsemanship.

### Class

98. Western Horsemanship Junior Division
99. Western Horsemanship Senior Division
100. Barrel Racing Junior Division
101. Barrel Racing Senior Division
102. Pole Bending Junior Division
103. Pole Bending Senior Division
104. Western Pleasure Junior Division
105. Western Pleasure Senior Division
106. Trail Class – Junior Division
107. Trail Class – Senior Division

Trail Class members will ride their horse and open gate, walk across logs, open mailbox, back through an object or a similar version of this. Judging will be on execution of task and time. This class will not be included in the all-around points.

An award will be presented to the all-around high point 4-Her by SKC Livestock. A point system will be used to determine the winner of this award. Points will be awarded on one horse, one rider. The point system is as follows for each class:

1 <sup>ST</sup>	5 points	4 <sup>th</sup>	2 points
2 <sup>nd</sup>	4 points	5 <sup>th</sup>	1 point
3 <sup>rd</sup>	3 point		

This system will be used for the following classes: showmanship, horsemanship, western pleasure, barrel racing, pole bending, and trail. This system is not dependent on the number of participants in a class. For example, if there are only two entered in the horsemanship class, first place will receive 5 points and second place four points. If seven are entered in a class, points will be awarded 5-4-3-2-1 for the top five and sixth and seventh place will not receive any points. To break a tie first option break on Showmanship, if still a tie then break on trail. Unless needed to break a tie, trail is not included in overall points.

## POULTRY

Purple/Blue \$2.00      Red \$1.50      White \$1.00

Superintendent: Tommie Berger

All Poultry must meet the General and Health Regulations.

**ALL Poultry must be pre-entered by the official Pre-Fair Entry Deadline. Entry form available at Extension Office in Lincoln.**

Not more than three entries may be made in each class.

Judging will be done primarily on the basis of exhibition qualities as described in The American Standard of Perfection.

Judging of production classes will be on the basis of production qualities only. Members exhibiting well developed birds of production quality will be credited for it even if they vary slightly from Standard or Perfection. Disqualification will bar all competition.

**Owners need to take adequate care and cleanliness of pens and birds during the fair and must clean out pens afterwards or premiums will be withheld.**

The poultry shows will be designated as blow and go show. No artificial coloring, paint, or adhesive is allowed. All livestock shows are blow and go. Violators will be disqualified.

### Class

108. Standard Breeds; Large Fowl; One young bird of either sex
109. Standard Breeds; Large Fowl; One old bird of either sex
110. Standard Breeds; Bantams; One young bird of either sex
111. Standard Breeds; Bantams; One old bird of either sex
112. Production Pullets-Pen, 3 Standardbred, Crossbred or Straincross pullets to be judged on egg production qualities only
113. Production Hens-Pen, 3 Standardbred, Crossbred or Straincross hens to be judged on egg production qualities only
114. Dual purpose pullets; Pen, 3 Such as Rhode Island Reds, New Hampshire, Plymouth Rocks, etc.
115. Dual purpose hens; Pen, 3 Such as Rhode Island Reds, New Hampshire, Plymouth Rocks, etc.
116. Meat-type Chickens; Pen, 3 Standardbred, Crossbred or Straincross birds of the same sex to be judged on meat production qualities only
117. Capons. All breeds (3 birds of one breed)
118. Turkeys, all breeds; 1 bird of either sex
119. Ducks, call or bantam, all breeds, 1 bird of either sex
120. Ducks, all breeds; 1 bird of either sex
121. Geese, all breeds; 1 bird of either sex
122. Pigeon; Old cock (hatched in previous calendar year); Indicate breed
123. Pigeon; Old hen (hatched in previous calendar year); Indicate breed
124. Young cock (hatched in this calendar year); Indicate breed
125. Pigeon; Young hen (hatched in this calendar year); Indicate breed
126. Other fowl
127. Poultry Showmanship, Junior
128. Poultry Showmanship, Senior

## RABBITS & GUINEA PIGS

Purple/Blue \$2.00      Red \$1.50      White \$1.00

Superintendent: Tommie Berger

All Rabbits and Guinea Pigs must meet the General and Health Regulations.

**ALL Rabbits/Guinea Pigs must be pre-entered by the official Pre-Fair Entry Deadline. Entry form available at Extension Office in Lincoln.**

Exhibitors may enter only 3 rabbits or guinea pigs per class.

Rabbits and guinea pigs will be judged by standard of perfection.

All rabbits and guinea pigs must meet sanitary regulations or be barred from entry.

The rabbit and guinea pig shows will be designated as blow and go show. No artificial coloring, paint, or adhesive is allowed. All livestock shows are blow and go. Violators will be disqualified.

**Owners need to take adequate care and cleanliness of rabbits, guinea pigs and pens during the fair and must clean out pens afterward or premiums will be withheld.**

Classifications: Junior, up to 6 months (born by May 1); Intermediate, 6-8 months; Seniors, over 8 months.

### RABBITS

#### Class

131. Junior doe. Under 6 months of age (born by May 1)
132. Intermediate doe. 6 to 8 months old.
133. Senior doe. 8 months of age or older
134. Junior buck. Under 6 months of age. (born by May 1)  
Intermediate buck. 6 to 8 months old.
135. Senior buck. 8 months of age & over
136. Meat Class. 3 rabbits, all one recognized breed and variety. Minimum weight 3 pounds each, maximum weight 5 pounds each. Will be judged on their meat qualities, condition and uniformity. Meat pen rabbits cannot be over 70 days of age.
137. White fur
138. Colored fur
139. Rabbit Showmanship, junior
140. Rabbit Showmanship, senior

### GUINEA PIGS

#### Class

141. Single guinea pig less than 6 months (born by May 1)
142. Single guinea pig over 6 months
143. Pen of 2 guinea pigs

## LIVESTOCK SHOWMANSHIP

Purple/Blue \$2.00      Red \$1.50      White \$1.00

Open to any Exhibitor who exhibits at the fair. 4-H/FFA members must show their own animal in these classes.

Showmanship classes will be divided into Junior (13 and under before January 1 of current year) and Senior (14 and older before January 1 of current year) age divisions.

**The livestock shows will be designated as blow and go show. No artificial coloring, paint, or adhesive is allowed. All livestock shows are blow and go. Violators will be disqualified.**

#### Class

160. Beef showmanship
161. Bucket Calf showmanship
162. Swine showmanship
163. Sheep showmanship
164. Dairy showmanship
165. Horse showmanship
166. Goat showmanship
167. Rabbit showmanship
168. Poultry showmanship

## ROUND ROBIN SHOWMANSHIP

- A) **Beef, Sheep, Swine, Horse, Dairy Cattle, and Goat are included in the Round Robin Contest.**
- B) **Champion and Reserve Champion overall showmen from each livestock species are invited to compete.**
- C) **Species Preference Form (Deadline Thursday at Noon in 4-H Building):** Each youth participating in showmanship for more than one species will complete a preference form ranking the order that they would like to represent the species they have entered in showmanship at the fair. The form can be picked up in the 4-H building or by the scales at weigh-in. Completed forms need turned into the 4-H building by Noon on Thursday.
- D) If a youth wins overall Champion or Reserve Champion for multiple species, the preference form will be used to determine what species they will represent in the Round Robin contest. Youth will represent the species they have given highest preference to.
- E) **Showmanship Classes Ranking:** During each specie showmanship overall class, the judge will rank the top 4 in ascending order. If a Champion or Reserve Champion for the given specie is determined to represent another specie, an alternate will be invited to participate in Round Robin. Invitations will go out in the order of ranking from the overall showmanship class. Should all four participants be representing another specie, there will be no additional alternative invitations extended. The species will still be part of Round Robin, but there will be no youth representing the species in the contest.
- F) **Animals for Round Robin:** The superintendents will select the animals to be shown. All livestock exhibited at the Lincoln County Fair will be eligible for the



Round Robin. The exception is horse where the Grand Champion and Reserve Champion Showmanship exhibitors must provide their horse for the Round Robin. When quantity of animals is limited, individuals will have to take turns using the same animal.

- G) **Owners of the animals** are requested to assist the superintendent with pre-contest animal preparation, and to be present at the contest to assist where needed. The animals should be clean. Individual livestock superintendents will supervise livestock waiting to be shown. Each specie superintendent will be responsible for the livestock to be used.
- H) **Draw for Animals:** For each specie, all qualified contestants will show all at once. Exhibitor will draw for what animal they will show in each rotation.
- I) The judge will determine activities in the show ring and appropriate questions. The judge has the discretion to rotate the individuals in the show ring and score as he/she feels appropriate; provided each specie or rotation is deemed of equal value.
- J) **The order of the specie rotation will be:**
- |          |          |
|----------|----------|
| 1) swine | 4) beef  |
| 2) sheep | 5) dairy |
| 3) goat  | 6) horse |

## LIVESTOCK JUDGING CONTEST

1. Participants will judge 5 classes including market hog, market lambs, market steers, market goats & breeding heifers and give one set of reasons to the Judge.
2. All details subject to change.
3. The contest is open to open to any 4-H & FFA youth in Lincoln County.

### Class

170. Livestock Judging Contest – Juniors (7-12)  
171. Livestock Judging Contest – Seniors (13 & up)

Prizes: 1<sup>st</sup> \$3.00 2<sup>nd</sup> \$2.00 3<sup>rd</sup> \$1.00

## OUTSTANDING BEEF, SHEEP, SWINE, GOAT, RABBIT & POULTRY HERDSMEN

**General Guidelines for Herdsmanship:** The following procedures should be followed by the Exhibitors:

1. Identify the exhibit. Use those cards provided by the management. Non 4-H/FFA people should be able to understand the exhibit and the message of the exhibitor(s).
2. Tie or enclose animals in stalls or pens securely. Ties should allow comfort, yet not so loose as to permit the animal to back into the alley or to disturb other animals.
3. Locate show boxes, equipment and feed in neat arrangement and not in the path of visitors. If an animal is removed from the fair for any reason,

including but not limited to at the decision and request of the superintendent, the animal is disqualified.

4. Sleeping equipment should be out of public view at all times.
5. Keep animals clean.
6. Be regular and prompt with each days feeding and cleaning. Keep manure picked up from the very first. Exhibitors often cooperate so that they take turns caring for animals, which are under someone's eyes at all times. Keep aisles wet down and swept. Non-agricultural viewers should be able to walk thru exhibits without soiling clothing or shoes.
7. Be friendly and helpful to visitors and other herdsman. Know your animals and be prepared to answer questions about them.
8. There should be no horse-play in exhibiting areas. **For each animal tied out early or not tied in by 9:00 a.m. 10 points will be deducted from the individual's herdsman points.**
  - a. A traveling trophy has been donated to the Fair in memory of the late Emerson Good. Mr. Good was a longtime cattle breeder and friend of the youth around him. The trophy is presented yearly to the most outstanding beef individual of the fair. An anonymous committee will select the winner and the trophy will be presented at the Achievement Ceremony
  - b. A traveling trophy has been donated to the fair by Mr. & Mrs. Dwight Sperry. The trophy is to be presented to the outstanding swine herdsman of the fair. An anonymous committee will select the winner and the trophy will be presented at the Achievement Ceremony
  - c. A traveling trophy has been donated to the fair by Floyd and Nellie Lemmons. The trophy is to be presented to the outstanding sheep herdsman of the fair. An anonymous committee will select the winner and the trophy will be presented at the Achievement Ceremony
  - d. An award will be provided to the Outstanding Goat Herdsman.
  - e. An award will be provided to the Outstanding Rabbit Herdsman.
  - f. An award will be provided to the Outstanding Poultry Herdsman.
  - g. The following scoreboard will be a partial basis of selection:

### Cleanliness – Alley & Pen

**40 Points**

1. Bedding adequate, bright, dry, clean and in place
2. Manure hauled out and deposited in designated areas
3. Alleys swept clean, free of dust and straw
4. Feed in front of animals **ONLY** at feeding time
5. Watering points and drains kept clean
6. At completion of fair, stalls and tie out areas cleaned up
7. **Provide educational information about the project to the public**

# DOGS

## Arrangement of Exhibit 10 Points

1. Exhibits lined up in attractive manner
2. Big objectionable boxes out of the way
3. Hay and straw neat and orderly
4. Feed boxes and gear in area provided

## Appearance of Animals 25 Points

1. Animals clean and brushed
2. Animals securely tied or penned. (Cattle with tie chains and halters)
3. Animals in stalls or pens except when showing, grooming or washing

## Stall Cards 5 Points

1. Readable from alley
2. Neatly arranged
3. Clean and complete

## Exhibitor Conduct 20 Points

1. Attitude and conduct in and around barns
2. Conduct during show
3. Be polite and no foul language

**Total Points 100 Points**

## PET SHOW & TELL

Purple/Blue \$2.00 Red \$1.50 White \$1.00

**ALL Pets must meet General and Health Regulations.**

**ALL Pets must be pre-entered by the official Pre-Fair Entry Deadline. Entry form available at Extension Office in Lincoln.**

Pet show & tell will be showmanship based with all ages of exhibitors competing together. The health and quality of animal considered in addition to the project knowledge and showmanship of the exhibitor appropriate for member's age and years in the project.

An Exhibitor may make only one entry in each class.

All pet exhibitors must bring a current health paper and present prior to judging. If you do not have a health paper you will be disqualified.

A dog cannot be shown in the Post Rock District Dog Show AND the Pet Show & Tell. The same goes for a pet which may classify for any other animal division. If there is a class available in another division, it is to be exhibited there before choosing to exhibit in pet show & tell. An exhibitor must pick one or the other.

Any abuse of dogs or other pets on grounds or in the ring will result in disqualification.

No pets in season can be shown.

Class  
171. Pet Show & Tell

To be eligible to compete in the Post Rock District Dog Show, an exhibitor must be enrolled in the Dog Care and Training Project.

**The Post Rock District 4-H Fair Dog Show will be held on Monday, July 8 at the Osborne County Fair Grounds Covered Arena in Osborne.**

Refer to the Osborne County Fair Book (4-H Rules) for dates, deadlines, rules and additional expectations. The Osborne Office phone number is 785-346-2521. Watch email for information about show registration, etc.

## 4-H/FFA ALL STATIC PROJECTS (4-H Building)

### AEROSPACE/ROCKETRY

Purple/Blue \$2.00 Red \$1.50 White \$1.00

1. The 4-H Aerospace/Rocketry project is designed to allow 4-H members to explore aerospace through rockets of various sizes. Kansas 4-H has adopted the National Association of Rocketry's rules, regulations, and safety guidelines.
2. **Regardless of exhibitor age, refer to the Kansas State Fair book for this project to find rocketry categories, definitions and exhibition rules. Unless otherwise stated, the state fair rules will be followed in this division.**
3. Paperwork needed for any rocketry exhibit at the county fair includes:
  - a) The 4-H Aerospace/Rocketry Information Form from [www.STEM4KS.com](http://www.STEM4KS.com);
  - b) Instruction on how to construct the rocket;
  - c) Up to 5 pages of pictures from both construction and launch;
  - d) Documentation of any flight damage that occurred;
  - e) Any modifications made to the rocket;
  - f) An additional page for altitude calculations if the space on the form is not enough; and
  - g) For original "scratch built" rockets, 5 additional pages of photos can be included. Include documentation of how the rocket was tested for stability.
4. 4-H Aerospace/Rocketry resources can be found at [www.STEM4KS.com](http://www.STEM4KS.com). All Construction Rules listed at the site are to be strictly followed. Use the most recent dated form, older forms are not acceptable.
5. If a safety violation is noted by the judges, superintendent, or other staff, the exhibits may be disqualified or lowered in ribbon ranking.

Class  
200. Rocket made from kit. Include plans. (State Fair Eligible)  
201. Scale Model Rocket made from kit. Include plans.

- (State Fair Eligible)
202. Rocket designed by exhibitor: not merely a modification of an existing kit. Include original plans. (State Fair Eligible)
  203. Rocket designed by exhibitor: that uses alternative skins; not merely a modification of an existing kit. Include original plans. (State Fair Eligible)
  204. Scale Model Rocket designed by exhibitor: not merely a modification of an existing kit. Include original plans and stability testing. (State Fair Eligible)
  205. Rocket designed by 2 or more exhibitors: not merely a modification of an existing kit. Include original plans. (This class is designed to encourage teamwork among individuals and clubs to work on a rocket from the initial design to the finished product.) Award earned will be split equally among team members. (State Fair Eligible)
  206. Mid-power rocket made from kit or original design. (State Fair Eligible)
  207. High power rocket made from kit or original design. (State Fair Eligible)
  208. Beginner Rocket— For first or second year project members only. A beginner kit is allowed. Include plans. (Not State Fair Eligible)

## AG MECHANICS WELDING

Purple/Blue \$3.00      Red \$2.00      White \$1.00

1. The Ag Mechanics Welding project has an emphasis on welding and smithing, allowing youth to explore areas of ag mechanics and metallurgy from repairing or repurposing items to the fabrications of new items
2. No exhibitor shall enter more than one article in each class.
3. For State Fair eligibility, exhibit must be easily manageable by one person.
4. Exhibits must be free standing or sufficiently supported by an exhibitor supplied support system that is moveable and part of the total size of the exhibit. Exhibit display board should have a portable and moveable base and examples should be firmly affixed to the board to ensure all parts of the display stay together. No exhibits may be staked to the ground for display. Top heavy items should be braced or placed in a stand sufficient to prevent it from toppling over. Wheeled exhibits must utilize a breaking mechanism which prevents the exhibit from freely rolling while on display. Exhibitors are responsible for providing sufficient braking or “chocks” for trailer exhibits to ensure that the exhibits do not move once positioned. If using a wheel “chocking” mechanism, the two individual blocks should be connected together as a pair of chocks, so they do not become separated. At least one pair of chocks should be placed on each side of the trailer to prevent movement. For trailer exhibits, the tongue of the trailer should have a locking mechanism (e.g. padlock) to prevent the trailer from being moved by unauthorized individuals while being displayed. A key for the locking mechanism should be left with the superintendent and labeled with the exhibitor’s name, county and phone number.

5. For exhibits with downward swinging parts, such as tailgates, that could pose a fall/striking/crushing hazard should have a tamper resistant locking mechanism such as a “zip-tie” or a “cotter-key” through a release pin that Page | 28 would prevent the swinging part from being accidentally released and falling on someone.
6. Repair projects having adequate original finish need not be repainted. Spot painting is not allowed after arrival at the fair.
7. Cutting surfaces, such as blades or knives, are to have a protective covering over them to prevent injury. The covering should be easily removed and reinstalled for judging. Foam “pool noodles” and multiples layers of cardboard are acceptable.
8. Exhibits that include weaponry of any kind are not allowed. Weaponry is defined as any instrument, possession, or creation, physical and/or electrical that is intended to be used to inflict damage and/or harm to individuals, animal life, and/or property.
9. If the exhibit is powered by flammable liquids (gas, propane, kerosene, etc.) the fuel tank and lines should be drained and allowed to dry, to avoid spills and potential fires.
10. Electric powered (battery, corded, solar, or alternative energy) should have a primary shutoff or disconnect switch.
11. If a safety violation is noted by judges, superintendents or other staff the exhibit may be disqualified or lowered a ribbon placing. This may prevent it from being allowed to be on display during fair.
12. Include with each exhibit the following information:
  - a. 4-H Ag Mechanics Welding Exhibit Information Form fully completed and securely attached to the project (except for display boards).
  - b. Bill of materials for the project with associated costs, scrap items used may be listed as having \$0 cost;
  - c. 1 to 5 standard size pages of photos showing work on the exhibit, beginning state to complete (optional);
  - d. If appropriate, schematics or working drawings related to the creation or repair;
  - e. If appropriate, operating instructions.

### Class

220. **Display Board**— 3 foot by 3 foot display board with different pieces of metal attached illustrating different types of welds, each weld being labeled (welding) OR different pieces of forged metal attached (smithing)
221. **Welding Ag Repair**—Repair of ag equipment with welding
222. **Welding Ag Fabrication**—Creation of new ag equipment with welding
223. **Welding General Repair**—Repair of non-ag equipment with welding
224. **Welding General Fabrication**—Creation of non-ag equipment with welding
225. **Welding Artistic Fabrication**—Creation of artistic or interpretive pieces with welding
226. **Brazing Repair or Fabrication**
227. **Smithing**—A design forged with at least one to four

## AGRONOMY

(formerly Field Crops)

Purple/Blue \$2.00      Red \$1.50      White \$1.00

Exhibits in this division need not be mature. Efforts should be made, however, to select as mature of entries as possible. Exhibitors are limited to two entries per class. Entries must be identified by hybrid or variety name. If variety is not stated where requested or samples not tied where requested, ribbon placing will drop one placing.

All classes calling for a gallon sample may have a 2 ½ - 3 inch diameter styrofoam cylinder placed in the gallon.

### Class Corn--10 ear exhibit

- 240. White
- 241. Yellow

### Class Forage Sorghum--10 stalk exhibit

- 242. All varieties (variety should be named)

### Class Grain Sorghum--10 head exhibit

- 243. Hybrid Grain Sorghum (must be named)
- 244. Hybrid Forage Sorghum (hybrid must be named)
- 245. Other Forage Sorghum (variety must be named)

### Class Wheat - One gallon sample

- 246. All standard varieties (varieties should be named)

### Class Oats - One gallon sample

- 247. All varieties (varieties should be named)

### Class Alfalfa Hay - One flake or slice from a rectangular bale, or a 10-inch section cut from a round bale. Approximately 6 inches thick and tied in two directions.

- 248. All varieties

### Class Grass Hay - (variety must be named)

- 249. All varieties, including Cool Season Grass Hay (e.g., fuscue, etc.): Ten-inch flake or slice, 6 inches thick and tied in two directions. Variety must be named.

### Class Sudan - Stalks

- 250. Standard Varieties (variety should be named)
- 251. Hybrid (hybrid should be named)

### Class Soybeans - One Gallon Sample

- 252. All varieties
- 253. Bundle of 5 plants

### Class Sunflowers

- 254. Confectionary heads. 3 heads must be submitted.
- 255. Confectionary seeds in jar. 1 gallon jar to be submitted.
- 256. Oil seed heads. 3 heads must be submitted.
- 257. Oil seeds in jar. 1 gallon jar to be submitted.

### Class Other Field Crops – One gallon sample of seed or 10 heads produced from exhibit

- 258. All varieties (varieties should be named)
- 259. Edible field beans: Exhibit to consist of one-gallon sample of seed from most recent harvest
- 260. Edible field beans: Bundle of five plants (with roots intact) from most recent harvest (Example – Lentils)
- 261. Miscellaneous Crops: Exhibit to consist of one gallon sample of seed or 10 heads produced from current project. Variety must be named.
- 262. Cotton: Provide 10 open bolls, not 10 plants. Place bolls in a bag that can breathe (not a sealed plastic bag), so mold does not develop.

**Class - Weed Control Exhibit—Collect, identify, press, mount, and label a minimum of 15 weeds.** Try to include roots, stems, leaves, flowers. Three of the weeds must be noxious weeds preferably found in Lincoln County. A standard 9"x12" scrapbook may be obtained in which to permanently mount your weed specimens. Prepare a list for scrapbook of the weeds mounted, showing common name, scientific name, and where it was found. Collect and identify weed seeds found in crop seeds. Mount them for display purposes. Write a story to show definite methods on "How We Control Weeds on Our Farm" or "How We Control Weeds at Home" (300 words).

- 263. Weed Control Exhibit. Exhibit consists of the items listed above.

## ASTRONOMY

Purple/Blue \$2.00      Red \$1.50      White \$1.00

1. The 4-H member must be enrolled in the 4-H Astronomy project to exhibit in this division.
2. Each exhibitor may enter one exhibit per class.
3. Telescopes entered in this division may be built from a kit or by original design. Pre-finished telescopes which require no construction are not acceptable exhibits.
4. Telescopes are limited to no more than three feet in length. They must be placed on a stationery stand that doesn't allow the telescope to roll and/or fall over. The stand cannot extend past two feet in length or width.
5. Each telescope exhibit must include a "4-H Astronomy Exhibit Information Form," available at: [www.STEM4KS.com](http://www.STEM4KS.com). This is a expectation for all state fair eligible classes.
6. With the exhibit, include construction plans (or a photocopy) of the telescope. At least two photographs showing telescope construction and operation are required. Photographs should be mounted on one side of an 8.5"x11" page. A brief caption should accompany each photograph. Up to 10 pages of pictures can be included.
7. The telescope must be properly assembled and painted with a smooth and uniform finish. Decals, if used, should be attached smooth and tight.
8. Telescopes designed by the exhibitor must be original, not a modification of an existing kit.
9. If a safety violation is noted by the judges, superintendent, or other staff the exhibit may be disqualified or lowered in ribbon ranking.

## Class

- 270. Telescope made from kit
- 271. Telescope made from original design
- 272. Other Astronomy Exhibit (Not State Fair Eligible)

## BUILDING BLOCK ENGINEERING

(formerly STEM Architectural Block Construction)

Purple/Blue \$2.00      Red \$1.50      White \$1.00

1. The Building Block Engineering project has an emphasis on using architectural blocks (“Legos” to construct dioramas allowing youth to explore architectural design in a three-dimensional space.)
2. Each exhibitor may enter no more than two exhibits in this division.
3. Total exhibit dimensions may not exceed 2 feet high, by 2 feet wide, by 2 feet deep. Minimum exhibit dimensions must be at least 6 inches wide and deep.
4. Exhibitors should consider the elements of the fair when determining what to construct. It is acceptable to place exhibit in a sturdy see through enclosure for protection from being “scattered to parts unknown” at the fair. The enclosure should be included in the total dimensions of the exhibit.
5. **All exhibits are highly recommended to be placed in a sturdy see-through enclosure with a top, bottom and 4 sides. A clear tub turned upside down with the exhibit placed in the lid would be an acceptable closure. It may be desirable to place a cutting board or other hard surface between the lid and base plate of the exhibit to make it more sturdy. This is to keep exhibit components from being “scattered to parts unknown” at the fair. The outer dimensions of the enclosure do not count towards the total exhibit dimensions but should not be excessive. The entire exhibit should fit in the display enclosure so the enclosure does not smash into the exhibit during movement.**
6. All components used in construction should be dust and hair free, clean, free of chips, scuffs, cracks, or broken blocks. Architectural elements should have a consistent look. Gaps or cracks should not be visible between assembled blocks unless they fit with the story, for example an earthquake.
7. The primary building component should be interlocking blocks, commonly referred to by the brand name of Lego. Other architectural components can be integrated into dioramas to illustrate architectural aspects that may be difficult to convey with traditional interlocking blocks, for example marbles for small round objects.
8. The use of existing “store bought” sets for major elements of the display is not allowed in state fair eligible classes. Use of figurines from sets is allowed as are using individual bricks or small sub-assemblies to create something different than the set it came from. For example, a car hood or front end from a car kit could be used in a “car museum,” just not the entire car. “Store bought” sets should be considered an arts and crafts entry. The intent of this is to ensure fairness among exhibitors and encourage maximum creativity instead of just following a set of plans.
9. Dioramas should be suitably complex and have multiple elements, for example, a camp site that has a log cabin, a tree fort and a car. All dioramas should have a story which is part of the information pack, that describes what is happening in the diorama. This can be as simply as a nursery rhyme or as complex as needed to explain to someone looking at the exhibit what is happening.
10. Vehicles that are intended to stay in a single place should be affixed to base plates with sticky tack, hot glue or other method. Use of figurines from sets is allowed if it is being used as part of an original diorama.
11. Mechanical enhancements or motion elements that add motion to the diorama are acceptable and encouraged. If used, judges should be able to use them and instructions should be provided for operation.
12. Artistic designs, for example recreating paintings like the “Mona Lisa” and sculptures like “David” are not permitted as exhibits and one ribbon placing should be deducted. These items should be exhibited in Visual Arts.
10. **Each exhibitor needs to complete the “4-H Building Block Engineering Exhibit Information Form” for all state fair eligible classes. Find the form at [www.STEM4KS.com](http://www.STEM4KS.com). This form must be attached to the outside of a 10” x 13” manila envelope. Do not tie the envelope to the exhibit.**
11. **All exhibits are recommended to have with each exhibit the following information:**
  - a. 1 to 5 standard pages of photos showing work on the exhibit, beginning state to complete (*optional*);
  - b. If appropriate, operating instructions for mechanical portions of the diorama;
  - c. If appropriate, include all directions from kit/set.

## Class

- 280. Basic Design—Any design. Can be original or kit. Not state fair eligible.
- 281. Introductory Diorama—Illustrating at least 2 architectural features beyond floors, ceilings and walls
- 282. Experienced Diorama—Illustrating at least 4 architectural features beyond floors, ceilings, and walls, and includes 2 or more motion elements
- 283. Advanced Diorama—Illustrating at least 6 architectural features beyond floors, ceilings, and walls and includes 2 or more motion elements

## CLOTHING AND SEWING DIVISION

**All clothing division items (sewing and textile design, shopping in style, fashion revue) will be judged as a pre-fair judging event. Fiber arts is also judged at this same pre-fair judging event. See schedule at front of fair book for day/time details.**

Pre-Fair Entry Deadline is July 1.

28. ***Fashion Review entries need to sign up with the form (will be emailed to those enrolled in the project or find the link on the county fair 4-H website). This will reserve you a judging time. Members enrolled in the project will receive emails with additional pre-fair judging information.***

- Sewing and Textile Design: No pre-registration is required for these entries. However, members enrolled in the project will receive emails with additional pre-fair judging information. This will include an opportunity to note intent to participate to allow staff to anticipate expected exhibits.
- Shopping in Style: No pre-registration is required for these entries. However, members enrolled in the project will receive emails with additional pre-fair judging information. This will include an opportunity to note intent to participate to allow staff to anticipate expected exhibits.

**All garments or articles that are pre-judged must be displayed at the fair in order for the Exhibitor to receive ribbon or prize money.**

## SEWING and TEXTILE DESIGN

(formerly Clothing & Textiles – Construction)

Purple/Blue \$2.00      Red \$1.50      White \$1.00

1. An Exhibitor may have two garment or outfit entries per class the Exhibitor is enrolled in. Sewing boxes and educational exhibit count as an article entry. For State Fair: one constructed piece and one educational exhibit.
2. The double section entry card should be completed and attached to the garment.
3. Each garment or article are recommended to be labeled. Identification Labels should be typed or written on 3 inch x 2½ inch piece of cloth and should include: Class Number, County or District, and Name. This is required at state fair, but you will not be deducted at the county level if it is not included. Label should be sewn on the inside of the garment (back of neck, center back of waistband or left end of apron band. Label each piece.
4. Pre-cut kits are acceptable for all clothing classes. **All articles/garments must be finished for use.**
5. **Educational Exhibit:** Share with others what you learned in this project. (May be a notebook, poster or other display.) If a poster, it must not be larger than 22" x 28". Take care to select durable material that will withstand State Fair conditions. Total display space must be no more than 12" high by 12" deep and 18" long. NO card table displays are allowed. Name and county must be clearly marked on educational exhibits.
6. **Awards:** An award will be presented to the overall construction champions in Junior, Intermediate, and Senior Divisions.
7. No live animals may accompany the participant, exceptions include service animals.

## SEWING & TEXTILE DESIGN - JUNIOR (Ages 7 - 9)

Class

290. An article, garment or outfit constructed by a 7 to 9 year old exhibitor enrolled in the Sewing & Textile Design project.
291. Sewing Box (should include shears, scissor, thimble, needles, thread, tape measure, sewing (hem) gauge, tailors chalk or marking pens, small notebook, needle container, pin cushion.) Members should be able to describe each item's use to the judge. Counts as an article entry.
292. Educational exhibit prepared by a 7 to 9 year old exhibitor enrolled in the Sewing & Textile Design project.
293. Recycled Clothing Project – An item made of at least 50% recycled material (recycled means reusing an existing item in a new way). Could be remaking/redesigning a garment, re-purposing a clothing item for a new use, etc. Must include sewing of some kind. A 3"x5" index card MUST accompany entry describing the recycled materials and how they were used in the item.

## SEWING & TEXTILE DESIGN - INTERMEDIATE (Ages 10 - 13)

Class

294. An article, garment or outfit constructed by a 10 to 13 year old exhibitor enrolled in the Sewing & Textile Design project.
295. Sewing Box (should include shears, scissor, thimble, needles, thread, tape measure, sewing (hem) gauge, tailors chalk or marking pens, small notebook, needle container, pin cushion.) Members should be able to describe each item's use to the judge. Counts as an article entry.
296. Educational exhibit prepared by a 10 to 13 year old exhibitor enrolled in the Sewing & Textile Design project.
297. Recycled Clothing Project – An item made of at least 50% recycled material (recycled means reusing an existing item in a new way). Could be remaking/ redesigning a garment, re-purposing a clothing item for a new use, etc. Must include sewing of some kind. A 3"x5" index card MUST accompany entry describing the recycled materials and how they were used in the item.

## SEWING & TEXTILE DESIGN - SENIOR (Ages 14 - 18)

Class

298. An article, garment or outfit constructed by a 14 to 18 year old exhibitor enrolled in the Sewing & Textile Design project.
299. Educational exhibit prepared by a 14 to 18 year old exhibitor enrolled in the Sewing & Textile Design project.
300. Recycled Clothing Project – An item made of at least 50% recycled material (recycled means reusing an existing item in a new way). Could be remaking/ redesigning a garment, re-purposing a clothing item for a new use, etc. Must include sewing of some kind. A 3"x5" index card MUST

accompany entry describing the recycled materials and how they were used in the item.

## SHOPPING IN STYLE

(formerly Clothing & Textiles – Buymanship)

4-H members will learn what clothing styles look best on them while they also gain skills in building a versatile wardrobe and staying within their budget.

Each year enrolled in Shopping in Style should build on previous year's learning experience. **Exhibit one of the following options that align with the 4-H member's Shopping in Style level.**

1. Posters can be flat poster board or foam board, no larger than 22" x 28."
2. Tri-fold educational displays must be free standing and no larger than 36" x 48."
3. Photos of 4-H member in purchased outfit must demonstrate criteria as outlined on scoresheet. Consider multiple angles, good light and highlight details so that the judge may accurately evaluate the exhibit.
4. Exhibits should include actual photos of 4-H member in garments, and may also include pictures from magazines or the internet.

### **Class 301. Shopping in Style: Junior (age 7-9)**

Choose one of the following activities from Unit 1 or Unit 2 of the curriculum project manuals. Exhibit should consist of poster that showcases:

A. a garment you purchased that reflects your personal style and explains how this garment reflects your style and how it influences what others think of you;

*OR B.* a garment you purchased and explains how your personal style either aligns or contradicts what is considered to be "in style" today.

*OR C.* a garment you purchased and explains or illustrates how this garment is a modern version of a fad or fashion from an earlier decade;

*OR D.* a garment you purchased and explains how this garment reflects a different ethnic or cultural influence;

*OR E.* a garment you purchased and includes a color discussion that provides an overview of how different colors complement different hair colors and skin tones and how that influenced garment selection.

### **Class 302. Shopping in Style: Intermediate (age 10-13)**

Choose one of the following activities from Unit 3 or Unit 4 of the curriculum project manuals. Exhibit should consist of a display that showcases:

A. an outfit you purchased to wear with a clothing item that was already in your wardrobe that still fit but you didn't wear anymore. Explains why the clothing item was not being worn and what you did to transform it into a wearable garment again.

*OR B.* a top and bottom that you purchased, as well as at least three pieces of clothing in your existing wardrobe that you can mix and match with the new items to create multiple outfits. Includes a clothing inventory and explain what you have learned by completing this activity.

*OR C.* an outfit you purchased and explain why you selected the garment you did, your shopping budget, and cost per wear;

*OR D.* an outfit you purchased and explain how advertising influences clothing purchases making a distinction between wants and needs. Include your shopping budget and cost per wear.

*OR E.* an outfit you purchased along with a cost comparison between garments/accessories purchased vs. sewing/constructing the outfit. Comparison should include variety of shopping options and/or price tracking at stores over a period of time.

### **Class 303. Shopping in Style: Senior (age 14-18)**

Choose one of the following activities from Unit 5 or Unit 6 of the curriculum project manuals. Exhibit should consist of a display that showcases:

A. an outfit you purchased and care requirements not only for this garment but also for garments made of other natural and synthetic fibers. Display should also include a care cost analysis for garments of different fibers;

*OR B.* an outfit you purchased which you have repaired or altered. Include a clothing inventory list which includes cost savings for repaired items as compared to purchasing replacement garments;

*OR C.* an outfit you purchased along with plans and commentary for a fashion show that that would capture the attention of an audience. Plans should identify target audience, venue, theme, budget, and logistical plan for the fashion show;

*OR D.* an outfit you purchased and explain 3 methods of clothing repair that you have learned, i.e. torn seam, torn hem, replacing a button, etc. Display should also include photos and list of your assembled clothing first aid kit. Include itemized expenses;

*OR E.* An outfit you purchased, and feature any other completed activity from the Shopping In Style curriculum of your choosing that isn't listed above.

## FASHION REVUE

Purple/Blue \$2.00      Red \$1.50      White \$1.00

***Pre-Fair Entry Deadline is July 1: Fashion Review entries need to sign up with the form (will be emailed to those enrolled in the project or find the link on the county fair 4-H website). This will reserve you a judging time.***

All Exhibitors must complete the following forms and deliver them at check-in. The forms are available at the Extension Office or on the county fair 4-H website.

- Two-Sectional Entry Card;
- Fashion Revue Score Card;
- Script to be read during Public Revue; and
- Photo as described below.

**Photo for Fair Display:** A 4" x 6" picture of the model (both boys and girls) in the garment styled for judging of Shopping in Style is to be presented to the judge at the time of judging. This picture will be displayed at the fair.

Contestants should use good sense in choosing items that are appropriate to be modeled publicly.

To be eligible for State Fair, an Exhibitor must be 9 before January 1 of the current year.

**County contest will be divided into the following age groups:**

- Junior Group - age 7-9 years before January 1.
- Intermediate Group - age 10-13 years before January 1.
- Senior Group - age 14 and up before January 1. Boys and girls.

Ribbons and prize money will be withheld if participants do not participate in the Public Fashion Revue.

No live animals may accompany participant in public revue; exception needed service animals.

Exhibitors may enter two classes, one entry per class.

Exhibits should be from current year's project work.

Outfit must be purchased or constructed and modeled by the 4-H member.

NOTE: At the Kansas State Fair, boys and girls are in the same classes.

### SHOPPING IN STYLE FASHION REVUE (BOYS)

Class

- 310. Dress outfit (suit or dress pant & sport coat)
- 311. School/casual (e.g. sweaters, slacks, jeans, casual jacket or shirt)
- 312. Active sportswear (e.g. tennis outfit, jogging suit, sweats)

### SHOPPING IN STYLE FASHION REVUE (GIRLS)

Class

- 313. Formal (any length)
- 314. Dress (dress or suit suitable for church or special school functions)
- 315. School/casual (e.g. sweaters, slacks, skirts, jeans, jumpers, shorts)
- 316. Active sportswear (e.g. tennis, jogging, spandex, sweats, wind suit)

### SEWING & TEXTILE DESIGN FASHION REVUE (BOYS AND GIRLS)

Class

- 317. Junior Construction
- 318. Intermediate Construction
- 319. Senior Construction

### CLUB/CHAPTER DISPLAYS, NOTEBOOKS, EXHIBITS & BOOTHS

#### BOOTH CLASS

Purple/Blue \$10.00      Red \$8.00      White \$6.00

1. Booths should positively represent the 4-H Youth Development experience in alignment with Kansas 4-H and K-State Research and Extension. Visit <https://www.kansas4-h.org/resources/marketing> for resources.
2. Each booth should illustrate or demonstrate a phase of work which is being practiced by club/chapter members within the club/chapter represented.
3. **Creative use of the current year's Fair theme is encouraged.**
4. Exhibit material shall have been made or grown by club members this year.
5. Articles belonging to individuals are to bear the name of the club member in an inconspicuous place. Articles or products within the booth can be exhibited also in the individual classes.
6. Booths are approximately six feet square. Booth exhibits removed without permission will not receive premium money. 4-H/FFA members are encouraged to take the responsibility of putting up the booths.
7. Basis of Award:

#### Educational Value

40%

- a. Presents suggestions, striking facts or clinching arguments, simple in form, quickly grasped and ease of accomplishment.
- b. Shows extent which 4-H work involved meets a fundamental need.
- c. Promotes decision and action - gives yields, savings, increased returns or other benefits which adoption of practices represents.

#### Interest And Originality

20%

- a. Presents original, unusual or striking method of exhibition. Uses life, motion, action, color or light to emphasize the main idea presented.
- b. Holds interest of people until they have read or observed essentials of the materials presented.
- c. Uses familiar illustrative material.
- d. Uses method demonstration or simple contrast.





- Appearance** 20%
- General appearance, artistic, neat and attractive.
  - Title sign showing subject of exhibit.

- Quality Of Display Material** 20%
- Maps, labels and charts designed to feature effectively the work or practice presented. Consider size of letters and cards in relation to importance of idea.
  - Quality of products grown or articles made.

- Class
340. 4-H Club Booth
341. FFA Chapter Booth

### BANNER CLASS

Purple/Blue \$10.00      Red \$8.00      White \$6.00

- Banners should positively represent the 4-H Youth Development experience in alignment with Kansas 4-H and K-State Research and Extension. Visit <https://www.kansas4-h.org/resources/marketing> for resources.
- Each banner should illustrate a phase of 4-H and FFA work which is being practiced by members in 4-H/FFA or promotes the specific program in general. Creative use of the current year's fair theme is encouraged.
- Banners are a two-dimensional display, depicting one idea.
- Dimensions are to be no less than 12 or no more than 16 square feet, with no side less than 3 feet.
- Banners should be made of materials that permit the banner to be folded or rolled without damaging the display. Three dimensional objects **may not** be attached to the banner.
- A label is to be attached to the front lower left-hand corner of the banner (as you face it) giving the name of the club and county. Names of club/chapter members is optional. Waterproof ink prevents smearing and is recommended for the label. Letters should be 2" in height.
- Banners must be hung on a rod strong enough to support the banner. On each end of the dowel rod, there must be a chain six inches long. On the other end of the six inch chain attach an "S" hook which will permit the banner to be suspended by the chains on the wire in the Exhibit Building. Banners mounted any other way risk not being displayed due to technical problems.
- 4-H/FFA exhibitors (individual or group) should avoid using copyrighted materials whenever possible by originating his/her own work. Copyrighted and/or trademarked materials utilized in banners, displays, demonstrations, posters or other activities for endorsement or promotion instead of educational purposes will be disqualified and will not be displayed or receive ribbons or premium.

- Creative use of the current year's fair theme is encouraged.
- 4-H Clubs/FFA Chapters may enter BOTH a banner and a booth at the county level if they wish.
- Basis of evaluation

- Education Value** 40%
- Presents suggestion or striking facts that are simple in form and quickly grasped, or
  - Shows extent to which 4-H/FFA involvement meets a fundamental need, or
  - Promotes decision and action.

- Interest & Originality** 20%
- Presents original, unusual or striking method of exhibition.
  - Holds interest of people until they have read or observed essentials of the message.
  - Defines clearly one central idea.

- Appearance** 20%
- General appearance, artistic, neat and attractive.
  - Can be viewed and read (if words are used) at distance up to 20 feet.

- Quality Of Display Materials** 20%
- Display must be made of materials that
  - will permit the banner to be rolled/folded and displayed repeatedly without damaging the banner.
  - Banner must be minimum of 12 and maximum of 16 square feet, with no side less than 3 feet.
  - Banners should be hung on a rod as specified above.

- Class
341. Banners – Starting in 2015 banners will no longer be displayed at State Fair.

### 4-H CLUB FOOD DISPLAY CLASS

Purple/Blue \$10.00      Red \$8.00      White \$6.00

- Food Displays should positively represent the 4-H Youth Development experience in alignment with Kansas 4-H and K-State Research and Extension. Visit <https://www.kansas4-h.org/resources/marketing> for resources.
- Creative use of the current year's fair theme is encouraged.

Judging Scorecard is:

- Interest And Originality** 50%
- Original, unusual method of display
  - Holds interest of people
  - Has one central theme
  - Has an educational message

- Appearance** 40%
- Neat, artistic and attractive
  - Can be read & viewed at a distance
  - Names and placings of each 4-Her legible
  - Colors coordinate

## Quality Of Display Materials 10%

### Class

342. Each club will make a display using food entries food project members. Because the food judging is a pre-fair event, it is the club's choice if they want to use pictures of each food item or the pieces of the actual food items. It is the club's responsibility to preserve/store food between judging and the assembly of the display.

### CLUB NOTEBOOKS

Purple/Blue \$2.00 Red \$1.50 White \$1.00

The officer/member(s) completing and submitting the notebook on behalf of the club is encouraged to participate in consultation judging. If no member is present at time of judging, it will be judged without consultation. The club will receive the premium, not the members as it may be a group effort to develop the exhibit.

### Class

- 345. Secretary's notebook
- 346. Club reporter's notebook
- 347. Club treasurer's notebook
- 348. Health notebook
- 349. Historian notebook
- 350. Recreation notebook
- 351. Miscellaneous club notebooks

## COMPUTER SCIENCE

(formerly STEM Computers)

Purple/Blue \$2.00 Red \$1.50 White \$1.00

1. The 4-H Computer Science project teaches concepts related to computers, hardware knowledge, software programming and applications, internet safety, the building, maintenance and repair of computers and future career opportunities. Please note that the actual construction of computer hardware (i.e. building a computer, electronic devices with a motherboard based manipulation) is in the Electrical & Renewable Energy division.
2. Each exhibitor may enter one exhibit per class.
3. The exhibitor must provide all equipment needed for the judge to view and evaluate their exhibit.
4. Regardless of exhibitor age, computer systems exhibits in this division must refer to the Kansas State Fair book "4-H COMPUTER SCIENCE" section for exhibit paperwork and entry expectations.
5. 4-H Computer Science resources are available at [www.STEM4KS.com](http://www.STEM4KS.com).
6. Judging is based on 4-H Engineers Journal (what I learned to make it work; 50% of overall score), Instructions (how I help others make it work); Functionality (how does it work); Diagrams/Code (how I think it works)
7. If a safety violation is noted by the judge, superintendent, or other staff, the exhibitor's exhibit, at the judges' discretion, will receive a participation ribbon.

### Class

- 360. Computer program, application, app, script, or coded system that is new and unique (not merely a file run in a program, such as a 'word document' or a picture drawn in 'Microsoft Paint.');
- 361. Computer presentation (power point, web page/site, animated graphics, etc.);
- 362. Single computer system (web server, database server, etc.);
- 363. Networked system consisting of two or more computers;
- 364. Chip system- a small (8"X8"X8") programmed physical device that accomplishes a specific task;
- 365. Other Computer Systems Exhibit (not State Fair Eligible).

## ELECTRIC & RENEWABLE ENERGY

(formerly Energy Management)

Purple/Blue \$3.00 Red \$2.00 White \$1.00

1. No exhibitor may enter more than two articles in each Class; one per class at State Fair.
2. Articles may have been used, but if so, should be cleaned before exhibiting.
4. A sheet of operating instructions should be furnished for any exhibit not self-explanatory.
5. Exhibit should be able to be operated. If battery power required, batteries should be furnished.
6. No hand dipped solder may be used on exhibits.

### Class

- 370. **AC Electric Projects.** Electric projects with a 110 or 120 V Alternating current (AC) power source. Some project examples are household wiring demonstrations, small appliances extension cords, trouble lights, indoor or outdoor wiring boards, or shop lights. Projects may be a restoration or original construction. The project must be operational and meet minimum safety standards. AC projects must be 110/120 V, no 240 V exhibits are allowed and must be constructed such that the judges have wiring access to examine the quality and safety of workmanship.
- 371. **DC Electric Projects.** Electric projects with a battery or direct current power source. This class includes electric kits or original projects. This class also includes demonstration DC powered project. Examples include: wiring two or three way switches, difference between series/parallel lighting circuits or wiring doorbells switches. All DC electric projects must include batteries supplied by Exhibitor. Projects must be constructed such that the judges have access to examine the quality of wiring workmanship.
- 372. **Electronics Projects.** Electronic projects with a battery or direct current power source. This class includes electronic kits or original projects. Examples include radios, telephones, toy robots, light meters, security systems, etc. May be constructed using printed circuit board, wire wrap, or breadboard techniques. Include instruction/assembly manual if from a kit. Include

plans if an original project. Projects must be constructed such that the judges have access to examine the quality of wiring workmanship.

373. **Alternative Energy Experiment.** Alternative Energy is a form of energy derived from a natural source, such as the sun, geothermal, wind, tides or waves. Display an experiment addressing a problem or question related to power generated from a renewable energy source. Include hypothesis, background research, variables, a control, data findings, conclusions and recommendations for future study. All Exhibits in this class are limited in size to standard, tri-fold, display boards (36"X48") and items may not extend beyond 12" from the back board. All displays must be self-standing.
374. **Educational Displays and Exhibits.** This class includes any educational displays, exhibits or science fair projects which DO NOT have a power source, i.e. exhibits, posters or displays of wire types, conduit types, electrical safety, tool or motor parts identification or electrical terminology, addresses a topic related to power generated from a renewable energy source.
375. **Experiment.** Display an experiment addressing a problem or question related to power generated from a renewable energy source. Include hypothesis, background research, variables, a control, data, findings, conclusions and recommendations for future study.

## ENTOMOLOGY

Purple/Blue \$2.00      Red \$1.50      White \$1.00

A participant may exhibit in the Entomology Collection, Entomology Notebook, and/or Educational Display categories.

Kansas 4-H Entomology project page has resources for learning and exhibiting.

### Collection Classes

1. Entries should be submitted in an 18" x 24" x 3.5" wooden display box with a clear plastic top (such as Plexiglas). Boxes can be handmade or purchased as long as they are of the correct size and do not have a glass top.
2. Exhibitors may choose to use one of two taxonomies:
  - a) As printed in "Insects in Kansas" book
  - b) As printed on the "Insects in Kansas Book: 2016 revised Taxonomy", which follows [www.bugguide.net](http://www.bugguide.net).
3. Each exhibitor is required to identify each box with two identification labels bearing exhibitor's name and statement of taxonomy used. One label goes in the upper left corner of the box (inside) and the other on the lower right corner of the box (outside). Arrange specimens in the box so it can be displayed lengthwise.
4. The number of orders, specimens (and families where required) must be included on both of the exhibitor's box identification labels. Only one adult insect per species can be used in Collection Boxes

and Notebook Classes, unless labeled as male or female and correctly identified.

5. Arrangement of specimens: The preferred method is to arrange the insects in groups or rows parallel to the short sides of the box. Specimens are to be arranged by Order in the box, then Family where required.
6. Two labels should be centered on the pin beneath each specimen. First (closest to the specimen) is the common name label and the second label should include date/locality. Full county name, state abbreviation and collector name on the second. Collector's name on the date/locality label is optional.
7. The specimens should be collected by the exhibitor and should focus on Kansas insects. Insects may be collected from one county into bordering states and labeled accordingly. Please refer to "Entomology Collection Exhibit Resource" for full details on out-of-state insects in collections.
8. Only Specimens of the class Insecta should be included. *This means specimens from arachnids, such as spiders, millipedes, centipedes, ticks, mites, etc. will not be judged or included in overall specimen count.*
9. Purchased insects are not to be exhibited in collections, but they may be used in educational displays.
10. Specimens of soft bodied insects such as aphids, lice, termites, etc. should be exhibited in alcohol filled vials; however, the use of alcohol filled vials should be limited to only those specimens that lose their shape when pinned, since the vials pose a significant hazard to the rest of the collection if they become loose in transit.
11. Any major violation of rules will result in the exhibit being dropped one ribbon placing. Examples would include, but are not limited to: incorrect display box size, missing paperwork, feet on display boxes, no special project in notebooks, etc.

### Monarch Butterfly Educational Display Rules:

Monarch Butterflies were officially put on the Endangered Species List on July 21, 2022.

1. Exhibits should teach the public about the Monarch Butterfly and/or ways to protect and conserve it. Information can include nectar sources for adult butterflies and food sources for caterpillars.
2. 4-H Members may create a poster, notebook, standard size tri-fold, diorama, slide show or other visual display that shows information on the Monarch Butterfly.

### Class

379. **Explore Entomology Collection—** County fair only. For a member new to the project to display an entomology collection that does not meet the requirements of the next level class. Display is one standard box and provide labels. Members can exhibit in this class until their 4-H age is state fair eligible, then they need to complete other classes.
380. **Beginning I Entomology Collection—**Display in one standard box a minimum of 50 and a maximum of 125 species representing at least 7 orders. Follow the general guidelines listed for Collections. Members can exhibit in this class a maximum of 3

years or until they receive a purple ribbon at the Kansas State Fair, whichever comes first.

381. **Beginning II Entomology Collection**—Display in one standard box a minimum of 75 and maximum of 150 species representing at least 9 orders. Follow the general guidelines listed for Collections. Members can exhibit in this class a maximum of 3 years or until they receive a purple ribbon at the Kansas State Fair, whichever comes first.
382. **Intermediate Entomology Collection**—Display a minimum of 100 and a maximum of 300 species representing at least 10 orders. Two standard boxes can be used. Follow the general guidelines listed for Collections. In addition, family identification is required for all insects in any two of the following six orders (only two will be counted for judging) a) "Insects in Kansas" book - Orthoptera, Hemiptera, Homoptera, Coleoptera, Hymenoptera, and/or Diptera b)"Insects in Kansas Book: 2016 Revised Taxonomy", which follows [www.bugguide.net](http://www.bugguide.net) - Odonata, Orthoptera, Hemiptera, Coleoptera, Hymenoptera, and/or Diptera On a piece of paper list what you did to improve your collection during the current year. Members can exhibit in this class a maximum of 3 years or until they receive a purple at the Kansas State Fair, whichever comes first.
383. **Advanced Entomology Collection**—Display a minimum of 150 and a maximum of 450 species representing at least 12 orders. Three standard boxes can be used. Follow the general guidelines listed for Collections. Family identification is required for all insects belonging to the six basic orders as outlined under the Intermediate class. Only families in the above six orders will be counted for judging. Family identification of insects in the remaining orders is optional, but desirable as long as accuracy is maintained. On a piece of paper list what you did to improve your collection during the current year. Examples: what insects did you add or replace; what orders and/or families you added; what Leadership you provided in this project; and/or what insects you have studied. Attach paper to the back of one of the display boxes. Members may continue to exhibit in this class at the Kansas State Fair for an unrestricted number of years as long as they remain eligible for 4-H membership.

### Entomology Notebook Classes

1. Individual entries are to be placed for display in a three-ring notebook for competition.
2. Exhibitors may choose to use one of two taxonomies.
  - a) As printed in "Insects in Kansas" book or
  - b) As printed on the "Insects in Kansas Book: 2016 Revised Taxonomy", which follows [www.bugguide.net](http://www.bugguide.net)
3. Exhibitors who have been previously enrolled in or are currently enrolled in the other classes of the Entomology project need to start with the Beginning Class of Entomology Notebooks, not the Introductory class.
4. Each exhibitor is required to identify the notebook by placing a Title Page in the front of the notebook

bearing the exhibitor's name, county or district and class 4-Her is enrolled in and statement of taxonomy used:

- a) "Insects in Kansas" book or
  - b) "Insects in Kansas Book:2016 Revised Taxonomy" which follows [www.bugguide.net](http://www.bugguide.net) The number of orders, specimens and families (required in intermediate and advanced classes) must also be included on the Title Page.
5. Specimen pages should be grouped according to order and should include one page per species. If more than one insect is in the photo, an arrow to indicate identified insect should be used.
  6. Date, common name, full county name, state abbreviation and collector name should be included for each species. Collector's name on the specimen page is optional.
  7. Specimen pages should have two different views of the insect if possible. If pictures are taken on different dates/localities, include information for both.
  8. A statement describing the habitat where found/host plant may be included and is encouraged and will be worth a bonus 10 points total, not per page. For intermediate and advanced notebooks, this is strongly encouraged.
  9. A divider page is to be placed in front of each order of insects with the order name printed on the tab for the page and also on the front of the divider page.
  10. For Intermediate and Advanced classes, insects are also to be grouped by family behind each order divider.
  11. If the exhibitor has been in the same class for more than one year, a separate sheet of paper needs to be added stating how many years the exhibitor has been in this class of the project and what the exhibitor did this year to improve their notebook. Place the paper just behind the title page in the front of the notebook.
  12. A special project must be completed each year and included in the notebook. See project guideline materials for specifications.
  13. Refer to the publication "Entomology Collection Notebook Guidelines" on the Kansas 4-H Entomology web page for more detailed rules for exhibiting.

### Class

384. **Introductory Entomology Notebook** — Display a minimum of 10 and a maximum of 30 insect species representing at least six different orders. Follow the general guidelines listed for Notebooks, including the Special Project. A 4-H member must be of minimum age to compete at the Kansas State Fair. A 4-H member may exhibit in this class for a maximum of two years once state fair eligible.
385. **Beginning Entomology Notebook** — Display a minimum of 20 and a maximum of 60 insect species representing at least 7 different orders. Follow the general guidelines listed for all Notebooks, including the Special Project.
386. **Intermediate Entomology Notebook** — Display a minimum of 60 and a maximum of 100 species representing at least 9 orders. Follow the general

guidelines listed for Notebooks, including the Special Project. In addition, family identification is required for all insects in any two of the following six orders: (Only two will be counted for judging) a) "Insects in Kansas" book – Orthoptera, Hemiptera, Homoptera, Coleoptera, Hymenoptera, and/or Diptera b) "Insects in Kansas Book: 2016 Revised Taxonomy" which follows [www.bugguide.net](http://www.bugguide.net) - Odonata, Orthoptera, Hemiptera, Coleoptera, Hymenoptera, and/ or Diptera

387. **Advanced Entomology Notebook** Display a minimum of 100 and a maximum of 200 species representing at least 12 orders. Follow the general rules listed for Notebooks, including the Special Project. Follow the general guidelines listed for notebooks. Family identification is required for all insects belonging to the six basic orders as outlined under the Intermediate Class. Only families in the above six orders will be counted for judging. Family identification of insects in the remaining orders is optional, but desirable as long as accuracy is maintained.

### Educational Display Classes

1. Share with others what you learned in this project. Exhibit any activity or learning experience related to the field of entomology or the Teaming with Insects curriculum that does not fit into Entomology Collection or notebook classes above.
2. Follow copyright laws as explained in the General Rules.
3. The exhibit may be, but isn't limited to, original works, digital presentations (must provide printed hardcopy for exhibit purposes for duration of fair), programs, websites, games, apps, display box, notebook, display or poster which you have made.
4. If the exhibit is a poster, it must not be larger than 22" X 28". If the exhibit is a display, maximum size is not to exceed a standard commercial 3' X 4' tri-fold display board.

Class

388. **Entomology Educational Exhibit**  
 389. **Beginning Monarch Butterfly Educational Display** – for participants enrolled in Beginning I or II Entomology  
 390. **Intermediate Monarch Butterfly Educational Display** - for participants enrolled in Intermediate Entomology.  
 391. **Advanced Monarch Butterfly Educational Display** – for participants enrolled in Advanced Entomology

### ENTOMOLOGY - BEE SCIENCE

(county class only)

Purple/Blue \$2.00      Red \$1.50      White \$1.00

Class

392. **Liquid Honey - Light Honey.** Exhibited in one-pound honey jars, 2 one-pound honey jars to each entry.  
 393. **Liquid Honey - Dark Color.** Exhibited in one - pound honey jars, 2 one-pound jars to each entry.

## FIBER ARTS

Purple/Blue \$2.00      Red \$1.50      White \$1.00

**All fiber arts articles (along with sewing and textile design, shopping in style and fashion revue) will be judged as a pre-fair judging event. See schedule at front of fair book for day/time details.**

No pre-registration is required for fiber arts entries. **However, members enrolled in the project will receive emails with additional pre-fair judging information. This will include an opportunity to note intent to participate to allow staff to anticipate expected exhibits.**

**All articles that are pre-judged must be displayed at the fair in order for the Exhibitor to receive ribbon or prize money.**

Two-Sectional Entry Cards are required at check-in on judging day.

Fiber Arts is defined as any method of creating a unique design with fiber, fabric or yarn. This may include making fabric (such as weaving, crochet, knitting, needlepoint); or when existing fabric is changed into something quite different (such as quilting or embroidery or ethnic art). Ethnic Fiber Arts should use a fiber, yarn or fabric to create the design exhibit. Non-textile (examples include wood reed, straw, grass, etc.) Baskets/Pieces should be entered in Visual Arts.

When articles which are normally worn or used as a pair are exhibited, both articles must be shown together. Fasten articles together securely with yarn.

Exhibitors are expected to be enrolled in the Fiber Art project in which they are entered. When the exhibit is a sewn garment/article that also includes one or more Fiber Art techniques (i.e. knitting, crochet, needle arts, or patchwork and quilting), the determination of what division (Sewing or Fiber Arts) and class in which to enter will be left with the participant.

A member may make only four entries in any one class.

Class

400. Crochet, an article including felted items  
 401. Knitting, an article made either by hand or by knitting machine including felted items  
 402. Needle Arts, an article created by hand using any of the following techniques: a) embroidery & cross-stitch; b) needlepoint; c) candle wicking; d) crewel; e) lacework; and/or f) applique  
 403. Patchwork or Quilted article - It is an acceptable practice for the exhibitor to create the patchwork or quilted article and have someone else quilt it.  
 404. Rug Making, a rug - acceptable techniques include braiding, latch hook, tying, floor cloth, etc. The finished product should be an item that would be an item used in the home  
 405. Spinning, a skein - minimum 10 yards in length  
 406. Weaving, a woven article

407. Ethnic Arts, an article. This is defined as a Fiber Art technique that is associated with a specific country or culture. It is a practical skill that was developed to provide basic family needs such as apparel, home furnishings or decorations. It is also defined as a method that has been maintained throughout history and passed on to others, often by observation and by example, such as batik, Swedish huck towel weaving, mud cloth, bobbin weaving, tatting, felted items that are not knitted or crocheted, etc. Members should attach information on the history of the ethnic fiber art where it was used, by whom, how it was used, short description of the technique, etc.
408. Macramé, an article
409. Educational Notebook – Share with others what you learned in this project about a particular Fiber Art. Exhibits should be in the form of a notebook or binder. The notebook should include a narrative section describing the fiber art. It should include a clear description of the project, technique, budget, supplies, goals, accomplishments, successes, failures, and future plans. It may include samples of techniques, how-tos, photographs of completed projects, or other ways of educating others about fiber arts. NOTE: a collection of brochures, web pages, patterns, record book forms, etc. does not constitute an educational notebook. Follow copyright laws as explained in the General Rules as you are preparing your exhibit. Name, local unit and fiber art covered must be clearly marked in the notebook.
410. Other fiber arts article (county fair only).

3. **A member may enter four non-perishable items & only one entry in all other classes.**
4. Decorated special event cakes will not be accepted for exhibit.
5. For food safety purposes, any food with custard and dairy-based fillings and frostings (ex. Cream cheese) raw eggs, flavored oils, “canned” bread or cakes in a jar, cut fresh fruit or any food requiring refrigeration (ex. Bacon) or unbaked exhibit with raw flour (ex. No bake cookies) will be disqualified and not judged. Refer to K-State Research and Extension publication, 4-H888, Judge’s Guide for Food and Nutrition Exhibits, for information to help you make informed, safe food exhibit decisions.
6. Any baked product that can be removed from the pan should be placed on a plate, covered cardboard or disposable container of appropriate size for the exhibit. Exhibits should be in food grade plastic bags, disposable plastic containers or boxes of appropriate size for the exhibit.
7. The entire product must be entered (except in classes where only a certain number are required). All baked goods must be left whole and uncut. For small baked items such as cookies, muffins or rolls, bring 4 items. One is judged and used in the display and the others sold at our bake sale. Bar cookies should be cut into 2”x2” squares.
8. Layer cakes must be two or more layers. All unfrosted cakes must be in upright position with top crust showing.
9. Alcohol is not allowed as an ingredient in food entries. Entries with alcohol will be disqualified and not judged.
10. Recipes are to be brought with all entries. Recipe is to be on standard 3 x 5 inch recipe card or may be typed on computer page (½ sheet) and stapled to the back of left hand portion of entry card. Complete recipes with ingredients and instructions must be attached with the entry or the placing will be lowered one ribbon when judged.
11. Food Gift Package or Specialty Food Products: No alcoholic beverages will be accepted. A food gift package must contain at least 3 different food items, prepared by the Exhibitor, in a suitable container no larger than 18" x 18" x 18". Prepared food items must have recipes attached with the entry. On the back of the entry card, answer these questions: a) what is the intended use; b) what food safety precautions were taken during and after preparation. This entry will count as a non-perishable food product, not as an educational exhibit.
12. Table Setting and Menu. All Exhibitors enrolled in any food class are eligible. The Exhibitor will bring one place setting and a selected menu (written on

## FOODS & NUTRITION DIVISION

Purple/Blue \$2.00      Red \$1.50      White \$1.00

**All foods and nutrition division items will be judged as a pre-fair judging event. See schedule at front of fair book for day/time details.**

**No pre-fair entry registration will be required. However, members enrolled in the project will receive emails with additional pre-fair judging information. This will include an opportunity to note intent to participate to allow staff to anticipate expected exhibits.**

1. Each club will be responsible to have a food display in place on the first day of the fair. See booth section for details about how this will be judged.
2. Exhibitors will be divided into the following divisions:
  - a) Junior Group - age 7-9 years before January 1.
  - b) Intermediate Group - age 10-13 years before January 1.
  - c) Senior Group - age 14 and up before January 1.

a menu card, do not bring food) which you would serve with the table setting. It will be judged on the selection of the menu and if it is appropriate to serve with the place setting.

13. These table settings are to be set-up by the Exhibitor on separate tables. They are conference judged when it is the Exhibitors turn.

**State Fair Exhibits:** Exhibitors ages 9 and above may enter one non-perishable item and one educational exhibit on which they have received a purple ribbon. For food safety purposes any food with custard and cream cheese type fillings and frostings, flavored oils, “canned” bread or bread or cakes in a jar, or food requiring refrigeration will not be accepted. Refer to K-State Research and Extension publication (4-H 888) *Judges Guide for Food and Nutrition Exhibits*, for information to help you make informed, safe food exhibit decisions.

Class

420. Any non-perishable food product

421. Table Setting & Menu

422. Food Gift Package

423. Educational Exhibit – Exhibits may be in the form of a poster, notebook or display. Follow copyright laws as explained in the General Rules as you are preparing your exhibit. Take care to select materials that will withstand State Fair conditions. No card table displays are allowed. If the exhibit is a poster, it must not be larger than 22” x 28”. Displays are not to exceed a standard commercial 3’ x 4’ tri-fold display board.

#### **Suggested resources:**

Altering Recipes for Better Health Purdue University  
<http://www.extension.purdue.edu/extmedia/cfs/cfs-157-W.pdf>

Altering Recipes for Good Health Texas A&M University  
<http://gillespie.agrilife.org/files/2013/02/Altering-Recipes-for-Good-Hea1.pdf>

Judge’s Guide for Foods and Nutrition Exhibits

MD 3544 “Food Safety of Frosting and Fillings”

## **BAKE SALE**

All food entries are sold after judging with the proceeds going to 4-H Council.

Youth and families in the foods project are encouraged to volunteer to help with prepared for and selling bake sale items at the pre-fair judging location.



**4-H Bake Sale**  
**Lincoln High School**  
**July 15 11:00 a.m. – 2:00 p.m.**  
(as food becomes available after judging)

At 2:00 p.m., any remaining food at the sale will be delivered to downtown Lincoln businesses for additional purchasing opportunities. Volunteers will be needed to take food to businesses for sale.

## **FOOD PRESERVATION**

Purple/Blue \$2.00

Red \$1.50

White \$1.00

**All foods and nutrition division, including food preservation items, will be judged as a pre-fair judging event. See schedule at front of fair book for day/time details.**

**No pre-fair entry registration will be required. However, members enrolled in the project will receive emails with additional pre-fair judging information. This will include an opportunity to note intent to participate to allow staff to anticipate expected exhibits.**

1. Exhibits must have been preserved since the member’s previous year’s county fair, and not been exhibited at the previous State Fair. Example: For fair date ending September 20, 2021, items canned following that date can be exhibited at this year’s State Fair.

2. Recipes and processing methods from the sources below are recommended. Recipes must be from current, tested resources listed below and **MUST BE ADJUSTED FOR ALTITUDE** based on your processing location, or it will be disqualified. Processing methods that will be disqualified include: open kettle-canning, oven canning, sun canning and using electric multi-cookers. For more information on electric multi-cookers, see [http://nchfp.uga.edu/publications/nchfp/factsheets/electric\\_cookers.html](http://nchfp.uga.edu/publications/nchfp/factsheets/electric_cookers.html). Untested recipes will be disqualified for food safety reasons. Tested recipe resources include:

- K-State Research and Extension Food Preservation Publications
- Other University Extension Food Preservation publications
- USDA Complete Guide to Home Canning, @2015
- So Easy to Preserve, 6<sup>th</sup> edition, The University of Georgia Cooperative Extension Service
- Ball® Blue Book Guide to Preserving, Edition 37
- Ball® Complete Book of Home Preserving, @2015 and @2020
- Canning mixes (i.e. Mrs. Wage’s, Ball®)
- Pectin manufacturers (i.e. SureJell, Ball®)
- KSRE Rapid Response Center Preservation Recipes
- National Center for Home Food Preservation
- Ball® and Kerr

Refer to following K-State Research and Extension publications for more information:

4H712, Food Safety Recommendations for Food Preservation Exhibits  
<http://www.ksre.ksu.edu/bookstore/pubs/4H712.pdf>

MF3170 "10 Tips for Safe Home-Canned Food"  
<http://www.ksre.ksu.edu/bookstore/pubs/MF3170.pdf>

MF3171 "Sassy Safe Salsa at Home"  
<http://www.ksre.ksu.edu/bookstore/pubs/MF3171.pdf>

MF3172 "What's Your Elevation?"  
<http://www.ksre.ksu.edu/bookstore/pubs/MF3172.pdf>

MF3241 "How to Guide to Water Bath Canning & Canning"  
<http://www.bookstore.ksre.ksu.edu/pubs/MF3241.pdf>

MF3242 "How to Guide to Pressure Canning"  
<http://www.bookstore.ksre.ksu.edu/pubs/MF3242.pdf>

- Alcohol is not allowed as an ingredient in food preservation entries. Entries with alcohol in the recipe will be disqualified and not be judged.
- Each member may enter up to four exhibits in this division, but only one entry per class.
- Each exhibit must have the complete recipe and instructions attached with the entry card, or it will be disqualified. Recipe must include exhibitor name, recipe source, date of publication and altitude and where food was processed. If using Mrs. Wage's or Ball® mixes, indicate the date the mix was purchased.
- Exhibits must be sealed in clean, clear standard canning jars, with matching brand (ex: use Ball® lids on Ball® jars, or Kerr lids on Kerr jars, etc.) two piece lids. Do not use colored jars. Do not add fancy padded lids, fabric over wraps or cozies as they interfere with the judging process. No fancy packs unless recipe states to do so (ex: Pickled asparagus). Jars must be sealed when entered. For food safety reasons, the size of jars used must not be larger than the jar size stated in the recipe. Note: There are 12-ounce 24-ounce and 28-ounce canning jars available and may be used. Use pint jar process recommendations for 12 ounce jars. Use quart jar process recommendations for 24 ounce jars and 28-ounce jars.
- Each jar exhibited must be labeled. The label must not cover brand name of jar. The label must give: Class Number, Product, Altitude where processed, Canning Method (water bath, weighted gauge or dial gauge pressure method), Process Time, Pressure (psi), Date processed including month and year, Name, and County/District. Templates to make adhesive labels can be found at:  
[http://www.kansas4-h.org/events-activities/fairs/kansas-state-fair/docs/food-and-nutrition/Foods\\_Label.pdf](http://www.kansas4-h.org/events-activities/fairs/kansas-state-fair/docs/food-and-nutrition/Foods_Label.pdf)
- If dried food product is not in a canning jar, it will be lowered one ribbon rating. Suggested amount: 1/3 –

½ cup, or three or four pieces per exhibit. All meat jerky must be heated to an internal temperature of 160°F before or after drying. This is not the drying temperature! Dried products must include the recipe, preparation steps and heating instructions. Jerky not heated to an internal temperature of 160°F will be disqualified and not be judged. Heating information can be found in "Dry meat Safely at Home"  
[www.ksre.ksu.edu/bookstore/pubs/MF3173.pdf](http://www.ksre.ksu.edu/bookstore/pubs/MF3173.pdf)

#### Class

- 424. Sweet Spreads (Fruit and/or Vegetables), Syrups; One jar
- 425. Fruits, Juices, Fruit mixtures (Salsa, Pie Filling, etc.) One jar
- 426. Low Acid Vegetables (green beans, corn, etc. or vegetable mixtures.); one jar
- 427. Pickles (Fruit or Vegetable) Fermented Foods and Relishes and Chutney; One jar
- 428. Tomato/Tomato Products Tomato Juice and Tomato Salsas; One jar
- 429. Dried Meats; One jar
- 430. Dried Foods: One Small Jar.

### FORESTRY

Purple/Blue \$2.00      Red \$1.50      White \$1.00

- Exhibitors can enter one entry per class.
- Resources for exhibiting are located on the Kansas 4-H Forestry project page:  
<https://www.kansas4-h.org/projects/agriculture-and-natural-resources/plant-sciences/forestry.html>.
- Name, club, age, and year in project should be on front cover or in a prominent location.
- All leaf exhibits are to be mounted on 8.5" x 11" heavy stock paper and placed in loose leaf binders. (Magnetic or adhesive filler sheets for photographic prints or sheet protectors are recommended.) Twigs and fruit collections may be exhibited in whatever manner you choose. Maximum tri-fold size is 3'x4'.
- Leaves should be identified with an appropriate label located near the leaf on the same page. These labels should include (1) the proper common name as listed in the 4-H334, "List of Native Kansas Forest Trees" (<https://www.bookstore.ksre.ksu.edu/pubs/4H334.pdf>); (2) Location (city and/or county) where collected ; (3) Date (day, month, year) collected.
- Divide specimens into the following two sections: Native Kansas Trees and Non-Native Trees.
- New Specimens are those specimens collected during the current 4-H year and cannot be a duplicate tree species of previously displayed specimens.
- Group Specimens according to the years collected (Ex: "old-previous years" & "new").
- Variations of variety do not count as different species or specimens.
- When replacing previously displayed samples, due to degradation, improper mounting or incorrect identification, the specimen label must also be updated. Replacements do not count as new specimens. Replacements should be displayed in the "old previous" section of the display.



11. If you retrieve information for your forestry exhibit, you must include a reference citation to the source.
12. Leaf Collections - Exhibit one complete leaf where possible. Where leaf is too large, exhibit as much as possible. Sketch in reduced scale the entire leaf and illustrate where the exhibited portion is from. Note: A "leaflet" is incorrect when displayed as the complete leaf for the tree.
13. All work must show originality. Leaf collections and displays should not closely resemble work done by others in the same club.

### **Knowing Trees as Individuals (Leaf Collections)**

#### **Class**

450. Introductory Forestry Collection: *(Choose either A or B)*
  - A. Exhibit a minimum of 10 different leaves from native Kansas trees collected within the year. Exhibit may include non-native leaves in addition to the required number of leaf specimens collected from native Kansas trees.
  - B. Exhibit a minimum of 5 native Kansas trees showing leaf, twig and fruit from each species collected.
451. Beginning Forestry Collection: *(Choose either A or B)*
  - A. Exhibit a minimum of 20 different leaves (including 10 new specimens) from native Kansas trees. Exhibit may include non-native leaves in addition to the required number of leaf specimens collected from native Kansas trees.
  - B. Exhibit a minimum of 10 native Kansas trees showing leaf, twig and fruit from each species collected. This exhibit must include 5 new leaf, twig and fruit specimens.
452. Experienced Forestry Collection: *(Choose either A or B)*
  - A. Exhibit a minimum of 30 different leaves (including 10 new specimens) from native Kansas trees. Exhibit can include non-native leaves in addition to the required number of leaf specimens collected from native Kansas trees.
  - B. Exhibit a minimum of 15 native Kansas trees showing leaf, twig, and fruit from each species collected. This exhibit must include 5 new leaf, twig and fruit specimens.
453. Advanced Forestry Collection: *(Choose either A or B)*
  - A. Exhibit a minimum of 40 different leaves (including 20 new specimens) from native Kansas trees. Exhibit may include non-native leaves in addition to the required number of leaf specimens collected from native Kansas trees.
  - B. Exhibit a minimum of 20 native Kansas trees showing leaf, twig, and fruit from each species collected. This exhibit must include 10 new leaf, twig and fruit specimens.

### **How a Tree Grows**

#### **Class**

454. Notebook: Entry may include a project notebook with 10 or more seeds collected with pictures showing a germination study or a mounting of a thin section of wood cut from the end of a log or top of stump labeled with information such as kind of

wood and age of tree when cut or exhibits an illustration of how a tree grows.

### **Tree Appreciation**

#### **Class**

455. Notebook: Entry may include a research or reporting project notebook with no more than 10 pages based on the exhibitor's selected tree. Exhibit must be a different species of tree each year. This notebook may include sketches, drawings, pictures, a story, or any other things which will help tell about the tree you have selected.

### **Growing and Protecting Trees**

#### **Class**

456. Display/Notebook: Entry requires a display or project notebook telling about project and pictures before, during, and after planting seedlings, a container tree, or a balled and burlapped tree. Maximum tri-fold size is 3'X4'.

### **Tree Culture**

#### **Class**

457. Display/Notebook: Entry requires a display or project notebook showing your project work and includes pictures of before, during and after wood lot improvement. Maximum tri-fold size is 3'X4'.

### **How Forests Serve Us**

#### **Class**

458. Display: Entry may include collected wood samples (all or partial) and a 2-page essay. Wood sample display to be mounted on poster board or any stiff material no larger than a 3'X 4' tri-fold. Essay should be displayed in a covered binder.

### **Educational/Creative Exhibit**

#### **Class**

459. Display: Entry must be directly related to tree identification or Forestry. Type of exhibit is open (notebook, poster, collection box, etc.) given a maximum tri-fold size of 3' x 4'. Care should be taken to use durable materials that will withstand fair conditions. This is a good class to exhibit an unusual collection.

## **GEOLOGY**

Purple/Blue \$2.00      Red \$1.50      White \$1.00

1. Exhibitor may enter one entry per class.
2. The exhibit box should be 18 x 24 x 3.5 inches. Plexiglas covers are required. Boxes with glass covers WILL NOT be accepted. All specimens are to be arranged across the narrow (18") dimension of the exhibit box, making the exhibit 18 inches across the top and 24 inches deep exactly. If a box has a sliding Plexiglas cover, it must be removable from the top. Screws, locks or other devices that would prevent judges from removing the cover should not be used. For Lapidary classes, the dimensions of the box should be appropriate for the display but not larger than the size listed above.
3. Each exhibitor is required to identify each display box by placing an identification label bearing name

and number of specimens in the upper left-hand corner of the Plexiglas cover (inside-use clear double sided tape to adhere gummed labels) and by attaching a label with the same information on the lower right corner of the box (outside).

### Geology Classes

1. Geology specimens should be labeled with the number of the specimen, date collected, specimen name or description, and locality (county) where collected.
2. For the geology display classes, specimens should be mounted in the box by proper groups: rocks, minerals, fossils. Fossils must be identified to the Phylum, Class and Genus level. Genus name is to begin with a capital letter. Species name is all lower case. Genus and species names must either be italicized or underlined, not both. The words “phylum, class, genus” on labels are to be spelled out, not abbreviated. More than one specimen of the same kind of rock or mineral or species of a fossil may be exhibited if this duplication represents different geological formations. Specimen label must show this distinction (Fort Hays limestone, not just limestone; exact species must have different formation names listed on the ID card; Phylum: Brachiopoda Class: Articulata Genus: Composita from Morrill Limestone Member, not just Phylum: Brachiopoda Class: Articulata Genus: Composita).
3. For other geology classes all specimens must be collected (not purchased) from locations in Kansas. Out of state specimens will not count in the minimum number for the class, nor will they be considered in the judging.

#### Class

469. Explore Geology Display — For youth not old enough to exhibit at the state fair. This is an opportunity to explore the project. Exhibit is a display of less than 15 in the collection. Display in a box and label. County class only.
470. Introductory Geology Display— Display at least 15 rocks, minerals, and fossils collected during the current 4-H year. Exhibitor is limited to one exhibit box.
471. Beginner Geology Display — Display at least 30 different rocks, minerals, or fossils, at least 5 of each. **Fifteen** must be collected during the current 4-H year. Exhibitor is limited to one exhibit box.
472. Experienced Geology Display — Display at least 45 rocks, minerals, or fossils, at least 5 of each. **Fifteen** must be collected during the current 4-H year. Exhibit limited to two boxes. Identify the rocks as igneous, metamorphic or sedimentary. These rock types must be spelled out on labels or have a legible key.
473. Advanced Geology Display — Display at least 60 rocks, minerals, or fossils, at least 5 of each. **Fifteen** must be collected during the current 4-H year. Exhibit limited to two boxes. (This class is open to those exhibiting the fifth time or more at the State Fair.) Identify the rocks as igneous, metamorphic or sedimentary. These rock types must be spelled out on labels or have a legible key.

474. Geology Educational Exhibit — Exhibit relating to everyday living; or to a mineral test, a rock formation, geological history, species of a fossil, forms of one mineral, a variation of one kind of rock, archaeological artifacts, or Indian artifacts. Digital formats are accepted. Please make arrangements for the judge to view your exhibit and have a hard copy for display. Exhibit limited to 4 feet of table space. Care should be taken to use durable materials that will withstand fair conditions.
475. Mineralogy — Display a minimum of 15 mineral specimens collected in Kansas, at least 5 of which have been collected during the current 4-H year. The minerals are to be grouped by mineral class (i.e.: Carbonates, Oxides, Silicates) and at least 3 classes must be represented. The member must use one standard display box (see #1). The specimens must be labeled with the number of the specimen, date collected, name of specimen, county where collected and chemical composition (ie: CaCO<sub>3</sub> for calcite) if known.
476. Fossils — Display a minimum of 15 fossil specimens collected by the participant in Kansas, at least 5 of which have been collected during the current 4-H year. The fossils are to be grouped by Phylum and Class, and at least 3 phyla must be represented (Brachiopoda, Chordata, Mollusca, etc.) The member must use one standard display box (See #1). The specimens must be labeled with the number of the specimen; date collected; county where collected; formation, member, or source; phylum, class, and genus or part; and geologic age (Cretaceous, Permian, Pennsylvanian, etc.) See #3 for additional fossil labeling expectations.

### Lapidary Classes

1. Lapidary will be judged on the following criteria: Workmanship and Content; Presentation and Showmanship; Accuracy of Information
2. All lapidary specimens should be labeled with the following information: specimen name, place of origin (country, state, or county; county required for Kansas specimens), purchased or self-collected, date lapidary treatment began, and date lapidary treatment completed (treatment completed after the fair is considered a new year specimen).

#### Class

476. Explore Lapidary Display — For youth not old enough to exhibit at the state fair. An opportunity to explore the project. County level only. Display less than 5 in collection and properly label.
477. Introductory Lapidary Display — Display at least 5 varieties of polished (tumbled) specimens and 5 varieties of unpolished specimens that have not yet received lapidary treatment. These do not have to be an example of “before and after”, nor do they have to be self-collected. Locales must be identified.
478. Beginner Lapidary Display — Display before and after example of at least 3 varieties of specimens, at least 2 tumble polished and 2 unpolished of each. Locales must be identified. Lapidary work should be done during the current 4-H year.

479. Experienced Lapidary Display — Display before and after examples of at least 6 varieties of specimens, at least 2 tumble polished and 2 unpolished of each. At least two varieties should be collected from the native site by the 4-Her, at least one of which comes from Kansas. Locales must be identified. Lapidary work on at least three varieties should be done during the current 4-H year.
480. Advanced Lapidary Display — Display before and after examples of at least 9 varieties of specimens, at least 2 tumble polished and 2 unpolished of each. At least three varieties should be collected from the native site by the 4-Her, at least two of which comes from Kansas. Locales must be identified. Lapidary work on at least three varieties should be done during the current 4-H year.
481. Special Lapidary Exhibit — Exhibit at least 6 specimens that have not previously been exhibited, which have received lapidary treatment. Lapidary treatment may consist of polishing, and end, face or flat lapping. Specimens must represent at least 3 different varieties and include at least three cabochons of any size or shape, only one of which may be free-formed. A cabochon is a style of cutting in which the top of the stone forms a domed or curved convex surface. Three of the specimens must be mounted into jewelry findings.

## HEALTH & WELLNESS

Purple/Blue \$2.00      Red \$1.50      White \$1.00

Educational/creative exhibit - open to notebooks, posters, picture story, display board. Maximum exhibit is 2' x 3'; maximum poster size is 22" x 28". Notebooks may be a journal showing project growth or project-related in-depth study. Mark display with name, age, and year in project.

County-level only

Class

490. Bicycle  
 491. Health/Fitness  
 492. Outdoor Adventures  
 493. Recreation  
 494. Other Health and Wellness

## HORTICULTURE AND LANDSCAPE DESIGN

(formerly Plant Science)

Purple/Blue \$2.00      Red \$1.50      White \$1.00

Quality and conditions of exhibits will be considered in judging. An individual may make one entry in each class.

All horticulture entries must be grown by the exhibitor. Secure entry form to disposable plate or container with string or tape. Use a sturdy disposable plate, bowl or container that will support the weight of the produce.

Conference judging will be done.

Class

500. Cherry or Ornamental Tomatoes (plate of 5)  
 501. Tomatoes (plate of 5)  
 502. Onion (5 of any variety)  
 503. Table Beets (plate of 5)  
 504. Carrots (bunch of 5)  
 505. String Beans (dozen)  
 506. Parsnips (bunch of 5)  
 507. Cucumber (plate of 5)  
 508. Squash (1 of any variety)  
 509. Watermelon (1 of any variety)  
 510. Pumpkin (1 of any variety)  
 511. Victory Special. A display of at least 5 different fresh garden vegetables - small vegetables should have at least 5 of each and large ones have just 1 of each, limited to 4 square feet display area. Only 1 variety of each type of vegetable may be exhibited  
 512. Cantaloupe (1 of any variety)  
 513. Peppers (plate of 5)  
 514. Cabbage (1 head)  
 515. Other Vegetables  
 516. Other Fruit

### Class Fresh Culinary Herbs

517. Herbs: Six stems of one variety of fresh herbs exhibited in a disposable container of water. (Example: parsley, basil, dill, etc.) Dried herbs are not accepted. Can make 2 entries in this class.

Class Potatoes - to consist of 5 potatoes of one variety or 5 sweet potatoes of one variety

518. Red Potatoes (5)  
 519. White Potatoes (5)  
 520. Sweet Potatoes (5)  
 521. Other potatoes (5)

### Class Beauty from Horticulture

522. Garden Flower, Single Stem, Annual  
 523. Garden Flower, Single Stem, Perennial  
 524. Flower Arrangement, Fresh (Flower material must be grown and or collected by exhibitor, not purchased)  
 525. Flower Arrangement, Dried Plant Material, no fabric or plastic material  
 526. Cactus  
 527. Potted Bulbs  
 528. Houseplant, foliage or flowering

### Class Horticulture Notebook

529. Entry shall consist of a notebook or three ring binder of written narrative describing a horticulture project such as a landscape design, landscape installation, lawn renovation, water garden, flower garden, vegetable garden, lawn mowing service, landscape maintenance business, farmer's market business, or other horticultural project. Exhibitors are encouraged to include photographs, illustrations and/or landscape drawings that help explain work done by the member. Photos taken from the same location before, during and after the completion of the project are particularly helpful.

# INTERIOR DESIGN & ARCHITECTURE

(formerly Home Environment)

Purple/Blue \$2.00      Red \$1.50      White \$1.00

1. An entry card must be attached to the exhibit with safety pin(s) or tape and string.
2. A summary including plans, explanation of how the item was made or refinished, and how it fits into the color and design of the room. Summary could also include project inspiration, challenges, who helped you, and any other information that could be helpful to the judge. Summary should be in a plastic protective sleeve and attached to exhibit.
3. Projects with missing or insufficient summary will be lowered one ribbon placing per judge's discretion.
4. Exhibits should be of high quality (as compared to quick, simple crafts), suitable for use in the home several months throughout the year. Holiday-specific items are discouraged.

## Class

534. Single Exhibit – An article (furniture, fixtures, interior or exterior, etc.) made or finished by the 4-H member for the home. Must include attached summary.
535. Design Board – Boards must be on foam core or a standard tri-fold display. Include: color scheme, wall treatment, floor treatment, samples, etc. and/or floor plan for a room. Must include attached summary.
536. Notebook – Notebooks may include floor plans, swatches, colors, stories, photographs, and project records which detail what was accomplished this year with a given indication of long-term plans. Notebooks should also include project inspiration, challenges, who helped you and any other information that could be helpful to the judge. Additional summary is not required for Notebook exhibits.

## NOTEBOOKS, POSTERS & DISPLAYS – INDIVIDUAL

Purple/Blue \$2.00      Red \$1.50      White \$1.00

1. This category is open to Exhibitors enrolled in any project that does not have an otherwise listed poster, notebook, display or educational class.
2. You are limited to one entry per class, unless otherwise listed.
3. To allow Exhibitors to explore their interests outside the bounds of traditional project classes. For example, a rocket that might have crashed and/or is highly damaged and can't be launched again may be made into an educational display or poster that tells a great story with many lessons learned.
4. Exhibits should showcase details about the knowledge learned in the project during the current 4-H year. Exhibits should possess the following qualities (in no particular order): A Central theme;

What you want others to learn; Be designed and constructed in a manner befitting the exhibit; Be something you are interested in; Be related to a project currently enrolled in. Value is placed on youth who can demonstrate how their skills have increased while completing the project. Value is placed on uniqueness, creativity, neatness, accuracy of material, knowledge gained, and content.

5. For State Fair eligibility, refer to the Kansas State Fair Book for your project area to align exhibit with state fair expectations. Not all project areas have a similar state fair class.
6. Follow copyright laws as explained in general rules. Cite all sources of information in a standard notation. Sources of information must be cited on a publicly visible place on the exhibit (example the front of poster).
7. Construction Kits that are part of an educational display must be contained in a case that may not be larger than 1'x2'.
8. Exhibitor's name should be on all education materials.
9. The information and items presented should be deemed safe for the public, project area standards (refer to project area or Kansas State Fair book for information supporting standards), and in alignment with the 4-H Code of Conduct. Anything determined to be unsafe or inappropriate by the judge, superintendent or other staff may be disqualified or lowered a ribbon ranking, with the potential of not being displayed.
10. Take care to select durable materials to withstand fair conditions.
11. Posters—Flat and no larger than 22"x30". Do not exceed display board borders. Posters must be able to be displayed on a wall
12. Notebooks—Presented in a 3-ring binder that holds 8 1/2" x 11" size paper
13. Displays—Educational displays are not to exceed a standard commercial 3'x 4' tri-fold display board and may not be thicker than 2". Includes the table space only directly in front of the display board's bounds.

## Class

540. Citizenship/Civic Engagement
541. Leadership
542. Reading
543. Self-determined (2 entries allowed; 1 per self-determined project)
544. Bucket Calf notebook
545. Animal/Livestock Project
546. Communications: Public Speaking and Presentations
547. Performing Arts
548. Family Studies
549. Dog care and Training
550. Sport fishing
551. Veterinary Science
552. Explore 4-H
553. Aerospace/Rocketry
554. Shooting Sports
555. Astronomy
556. Ag Mechanics Welding
557. Building Block Engineering

558. Other Projects (1 entry allowed for each project area or separate phase of a project)

## PHOTOGRAPHY

Blue \$2.00    Red \$1.50    White \$1.00

**All photography division items will be judged as a pre-fair judging event. See *schedule at front of fair book for day/time details.***

**No pre-fair entry registration will be required. However, members enrolled in the project will receive emails with additional pre-fair judging information. This will include an opportunity to note intent to participate to allow staff to anticipate expected exhibits.**

1. Each exhibitor may make up to two entries in each class. For State Fair, exhibitors may enter only one item per class.
2. Photos are to be mounted across the narrow (11") dimension of an **11" x 12.5"** sheet of white or cream studio mount. All photos must be no larger than 8" x 10" and no smaller than 7" x 9", after trimming. (Size exception: County-level classes - see class descriptions). Photos must be mounted with the top edge of the print **1 inch** below the top of the mount. The sides of the print must be equal distance from the two sides of the mount. A permanent mount must be made by using photographic adhesive. The photo story classes will use the 16" x 20" mat size. Both mat sizes will be available for purchase at the extension office. Your photo will be lowered one ribbon placing if not mounted properly.
3. An entry card must be completed with each photo.
4. No lettering including dates will be permitted on the mount or picture. No underlays or borders are to be used. No contact prints on the front of mount.
5. Photographs exhibited must be the result of the current year's work by the Exhibitor. Photos must be taken by the Exhibitor.
6. Photography exhibits will be judged conference style.
7. Black & white and color photos may be exhibited in all classes unless otherwise specified.
8. The black and white class is for black and white prints only. Monochromatic prints, including sepia prints are considered color photos.
9. Photographs taken with a digital camera having no more adjustments than exposure, color intensity or correction, one click filter effects, red eye removal, cropping, dodging and burning should be entered in the standard color or black & white classes. HDR photos are to be entered in the standard photo class.

5. Appropriate photo subject matter: Photographic subject matter is expected to follow 4-H standards. For a sense of prohibited subject matter, review the Kansas 4-H member Code of Conduct; in general, if it is not allowable at a 4-H event, it is not allowable in a 4-H photograph at the County or State Fair.
6. Photos with live subject(s) on railroad right away or taken from railroad right of way property will be disqualified and not judged.
7. Copyright protections must be observed.
8. It is recommended if you sell a photo in the project sale that you have it framed.

### PHOTO MOUNTING ON JULY 10

**Linda Rosebrook will assist Exhibitors mounting their photographs on July 10th from 1:00-4:00 p.m. at the Lincoln Senior Center. You will have to pay for the mat board. Sleeves to cover the boards are also available for purchase. Cost is \$1.25 for mat board and sleeve due to the Lincoln County 4-H Council. This is optional, yet we thank Linda for volunteering to help our photographers!**

**Photography Classes** (Check the Kansas State Fair Book to understand what classes below are state fair eligible if you are interested in qualifying for state.)

570. For color photos taken by a 4-H/FFA member with 3 years or less in the project.
571. For color photos taken by a 4-H/FFA member with 4 - 7 years in the project.
572. For color photos taken by a 4-H/FFA member with 8 or more years in the project.
573. For black and white photos - all levels of experience.
574. Digital Composite Image. Photo must be created from two or more originals taken by the exhibitor. Exhibitor must include a second 11 x 12-1/2 matte board (Explanation Board) mounted with standard size prints of the original photos, 3 x 5 card(s) explaining what manipulation was done and a standard size print of the final photo. Optional, may include prints of editing steps. Photos showing editing steps may be layered. Please put name and Extension Unit on the front of the second board. Explanation Boards will be displayed along with the finished board. Place both matte boards in the same protective plastic bag.
575. Growth Portfolio: Member must have been enrolled in photography project for three (3) years or more.

Exhibit will consist of a maximum of five (5) photos – one from each of the past 5 years of enrollment (if the Members has 5 or more years in the project). Each photo must have been created in a different year and must be labeled with year taken and which year of enrollment it represents. Photos must be 8" x 10" and may be color or black and white. An information sheet must accompany each photo giving brand and model of camera used to create the photo. The settings for focal length, aperture, mode and shutter speed must also be listed. Skill set used to create the photo must be given and explained. Main goal for each year should be listed. Beginning with photo #2, member description of GROWTH in project skill must be included on information sheet. Exhibit will consist of photos arranged in chronological order of enrollment, information sheet on each photo, and all information listed above. A portfolio book will be required.

576. Career Portfolio: Exhibitor must have been enrolled in photography project for five (5) years or more OR member must be age 15-19 and been enrolled in photography for at least two (2) years. Exhibit will consist of ten (10) 8 x 10 photos showing skill development in one of the following photography areas: Portraiture, Special Effects (not done with computer), Landscape, Photo Journalism, Black and White, Nature/Wildlife or Graphic Design (computer skills with photos). Photos may have been created over multiple project years. Photos may be color except if Black and White option is chosen. An information sheet must accompany each photo giving brand and model of camera used to create the photo. The settings for focal length, aperture, mode and shutter speed must also be listed. A one page summary should accompany the portfolio listing the goal for pursuing this area of photography and what skills were learned while doing so Mentors should be acknowledged. Career exploration can also be described. Exhibit will be presented in a notebook designed for portfolio review with pages for required information listed above and placed in chronological order. Photos must be unmounted.

**NOTE:** A member may enter only one portfolio each year.

577. My Favorite 4-H Photography Display. This is a non-judged class for photography project members with 10 or more years of experience. This is a mounted display consisting of four favorite photos from the member's photography career in 4-H. All photos and a biography/description with details of why they are regarded as most significant will be mounted on white studio matte board. Photos and biography/description will be displayed at the Lincoln County Fair.

578. For photos from film only with special effects. Would include darkroom manipulation of print and/or in-camera manipulation of the negative.

579. Single photo (3" x 5" or 4" x 6") not enlarged, on mount board.

580. Photo Story: Three to seven (untouched) photos including the following categories; building, person, animal, landscape. To be mounted on the 16" x 20" matt board

## ROBOTICS

Purple/Blue \$2.00      Red \$1.50      White \$1.00

1. 4-H members must be currently enrolled in the 4-H Robotics project to exhibit in this division.
2. Each exhibitor may enter one robot per class.
3. The exhibitor must provide all equipment needed to allow the judge to evaluate the exhibit.
4. Each robot must be free-standing, without the need for additional supports in order to be moved or exhibited. Each exhibit must include a robot, information packets are not a sufficient exhibit.
5. Robots must have automated articulated structures (arms, wheels, grippers, etc.). Game consoles that display on a screen are not considered robots and should either be entered in computer systems division or energy management project. Robots requiring no assembly, just programming, such as Ozobots, are considered computer systems projects as the skill is focused on the programming not on the construction of the robot.
6. Robot dimensions should not exceed 2 feet high, by 2 feet wide, by 2 feet deep. Weight may not exceed 15 pounds. If displayed in a case (not required) the outside case dimensions should not dramatically exceed the size of the robot it is protecting.
7. Materials including but not limited to obstacles, spare batteries, and mats for testing the robot may be placed in a separate container, which are not included in the robots dimensions. All large objects or materials should be labeled with the Exhibitor's name.
8. All electric components of the robot must be adequately covered or concealed with a protective enclosure. Paper is NOT considered an adequate enclosure or covering for electrical components.
9. Robots may be powered by an electrical, battery, water, air or solar source only. Junk drawer robots may be powered by a non-traditional power source. Robots powered by fossil fuels/flammable liquids will be disqualified.
10. Robots that include weaponry of any kind will be disqualified. Weaponry is defined as any instrument, possession or creation, physical and/or electrical that could be used to inflict damage and/or harm to individuals, animal life, and/or property.
11. Remote controlled robots are allowed under certain conditions provided that the robot is not drivable. Robots programmed on phones/tablets need to have a specific program created, using motion controls to move the robot are not acceptable, for example "press forward on the screen to make the robot go forward." Robotic arms (hydraulic or electric) are allowed. A remote is allowed provided more than a single action happens when a single button is pressed on the remote, for example "a motor spins for 3 seconds, at which point an actuator is triggered,

then the motor spins for 3 more seconds.” Remote controlled cars, boats, planes and/or action figures, etc. are not allowed.

12. Each robot must be in operable working condition. The judges will operate each robot to evaluate its workmanship and its ability to complete the required tasks for this current 4-H year. In the event the robot uses a phone, tablet, or similar device for programming AND control of the robot a video will be used to evaluate the working condition of the robot. It should follow the instructions provided for operation so that the judge can follow along with the provided instructions. For county fairs, where consultation judging is used the video requirement should be waived in favor of actual operation of the robot.
13. Each exhibitor is required to complete the “4-H Robotics Exhibit Information Form” which is available through [www.STEM4KS.com](http://www.STEM4KS.com).
14. The exhibit must include written instructions for operation (the instructions should be written as if they were to tell a grandparent or elderly person how to operate the robot), construction plans, and one to three pages of project photographs. In addition a 5 minute video presentation placed on a CD, DVD, USB drive, or similar removable storage device, if applicable. For robots that can be programmed, robot programming information must be included. The exhibitor may enter their electronic project listed under the energy management project if the exhibitor so chooses. No exhibitor will be allowed to set up their robot in person.
15. If the exhibitor cannot provide the device needed for programming AND operation due to fair conditions or other reasons, record a video the judge can view demonstrating the instructions included for your robot. It should show, setting up the robot, starting the robot, the robot executing its task, and powering off the robot, just like the instructions are written.
16. Creativity, workmanship, and functionality will be strong criteria in judging the “Robot Designed by Exhibitor” classes. All robots should have a purpose or intended function, examples include, but are not limited to: following a line, sweeping the floor, solving a rubix cube, sorting colors, or climbing stairs.
17. After the robots are judged, participants may take them home ONLY IF they leave a picture of the exhibit and their ribbon for display.
18. If a safety violation is noted by the judges, superintendents, or other staff, the exhibitor’s exhibit, at the judges’ discretion, will receive a lower ribbon ranking.

**Class**

586. Robot made from a commercial (purchased) kit. (No programming, just assembly.)
587. Robot designed by exhibitor. The robot must not be a mere modification of an existing robot kit or plan.
588. Programmable robot made from a commercial (purchased) kit.
589. Robot designed and constructed by exhibitor or from a commercial kit, that is operated by a remote-controlled device.
590. Junk Drawer Robotics
591. Other Robotics Exhibit (Not State Fair Eligible)

592. Team Robotics Project— Robot designed and constructed by two or more 4-H project members. The robot must not be a mere modification of an existing robot kit or plan. The robot may be a programmable type that is made from a commercial (purchased) kit. This class is designed to encourage teamwork and cooperation among fellow 4-H members. As with many high-tech projects today, no one person designs and builds a robot alone. It takes the brainstorming, planning, problem solving, and cooperation of an entire team to complete a given robotics project. Award earned will be split equally among team members.

## SHOOTING SPORTS

Purple/Blue \$2.00    Red \$1.50    White \$1.00

1. A member may make only one entry in this division.
2. Exhibits in this division are open to educational displays, promotional posters or experiential displays. Follow copyright laws as explained in the General Rules as you are preparing your exhibit. Take care to select durable materials to withstand Fair conditions. 4-H entries will prominently incorporate the 4-H Clover and KSRE branding and should include the Kansas 4-H Shooting Sports emblem. FFA entries will display appropriate FFA logos and emblems. Failure to do so will penalize entry one ribbon color.
3. **Educational Display:** must be the standard tri-fold board only. Must not exceed standard tri-fold 3’ x 4’; no additional table space available for brochures ore display items; content not to exceed display board borders. Failure to follow size limitations will penalize entry one ribbon color.
4. **Promotional Posters:** must be flat and no larger than 22”x30”; content not to exceed display board borders; Failure to follow size limitations will penalize entry one ribbon color. Posters may be displayed on a wall.
5. **Notebooks:** no larger than 8½ x 11
6. EXHIBITORS MUST COMPLY WITH STATE AND FEDERAL LAWS. No "live" ammunition containing propellant or explosive powders may be used in any display! An inert substitution must be used in lieu of powder and "live" ammunition, clearly described on the back of the poster, display or in a notebook. Please remember that neither the Lincoln County Fair nor Post Rock Extension District are liable for the loss or damage of any personal property included as part of your poster, display or notebook.
7. Name, county or district, age and year in project should be on the front of the poster, display or notebook.
8. Exhibits will not be accepted if they are related to reloads.
9. Educational Displays are judged on the following points:
 

Stopping Power .....	15
Interest, Holding Power .....	15
4-H Project application .....	15
Mechanical Power .....	05
Personal Growth .....	25
Educational Value .....	25
<b>Total .....</b>	<b>100</b>

10. Posters will be judged on the following points:
- |                               |     |
|-------------------------------|-----|
| Stopping Power .....          | 30  |
| Interest, Holding Power ..... | 30  |
| 4-H Project application ..... | 25  |
| Mechanical Power .....        | 15  |
| TOTAL .....                   | 100 |

**Educational/Display Classes**

600. Educational Display - Must be directly related to the 4-H Shooting Sports Project (3' x 4' standard tri-fold).  
 601. Promotional Poster - Must promote 4-H Shooting Sports (maximum size 8½ x 11").  
 602. Notebook – Contents pertain to some phase, results, story or information about 4-H Shooting Sports.

**Experiential Classes**

603. Shooting Aid or Accessory. Any item the 4-Her makes which helps the shooter/hunter better perform their sport, examples: rifle sling, kneeling roll, arm guard, shotgun vest, target boxes, shooting stick, etc. Include your design, or plans you adapted, what the item is and used for.  
 604. Storage Case. Any item the 4-Her makes with the purpose to safely hold a firearm, bow, ammunition, and/or arrows. Examples: soft sided shotgun case, quivers, firearm safe, include your design, or plans you adapted. Explain how the storage case is used.  
 605. Practice Game or Activity. Invent or adapt an activity to practice or teach a project skill. Include pictures of youth playing the game, testimonials of 4-H members who played the game, what skill is being worked on, and directions for the game. Explain how you came up with the game or adapted it to fit the needs of your group members.

**SMALL ENGINES**

(formerly Energy Management)

Purple/Blue \$2.00      Red \$1.50      White \$1.00

1. The Kansas 4-H Project is Small Engines.
2. All exhibits should involve engines smaller than 20 horsepower. Engine should contain no fuel in tank or carburetor. Items that have been in use should be cleaned for exhibit.
3. A sheet of operating instructions must be furnished for any exhibit not self explanatory.
4. Displays are limited to 4' wide and 4' deep – both upright and floor displays.

**Class**

610. Display Exhibit — Selecting one of the following options 1) a display identifying different engine or lawn and garden equipment parts or a display showing the function of the various engine or lawn and garden equipment parts; 2) a display identifying and explaining the function(s) of different special tools needed for small engine work; 3) a display illustrating and providing the results of any one of experiments that are included in project books. No complete engines, lawn tractors, tillers, chainsaws are permitted for display. Maximum tri-fold is 3'x4'.

611. Maintenance — Exhibit a display that illustrates either:

- 1) routine maintenance procedures; or
- 2) diagnosing and troubleshooting specific problems in an engine. No complete engines, lawn tractors, tillers, chainsaws, etc. are permitted for display, using a maximum tri-fold size of 3'x4'

612. Operation — Exhibit an operable small engine (no more than 20HP) overhauled or rebuilt by the member. Include maintenance schedule for the engine and a brief description of steps taken by the member overhauling or rebuilding the engine. Maximum tri-fold size is 3'x4'. Engine should contain no fuel in tank or carburetor.

**UNCREWED AERIAL SYSTEM (UAS)**

(formerly STEM Unmanned Aerial System)

Purple/Blue \$2.00      Red \$1.50      White \$1.00

Purpose: The 4-H Unscrewed Aerial Systems or UAS project explores the world from above the trees and discovers new frontiers with UASs. UASs are commonly known as Unmanned Aerial Vehicles (UAVs) or drones. Members explore the uses and applications of unmanned aerial systems including how UASs link to other projects such as geology, robotics, electronics, crop science and many more.

1. The 4-H members must be currently enrolled in the appropriate 4-H Unscrewed Aerial Systems project to exhibit in this division.
2. Each exhibitor may enter one exhibit per class.
3. The information that accompanies the UAS must be limited to the 4-H Uncrewed Aerial System Exhibit Information Form which is affixed to a 10"x13" envelope. This envelope should NOT be attached to a UAS. This may be downloaded from [www.STEM4KS.com](http://www.STEM4KS.com). Any UAS exhibit not including this completed envelope will receive an automatic participation ribbon.
4. Each exhibit MUST include a video of the youth operating their UAS. This allows judges to get a better understanding of the exhibit and allows the youth the opportunity to fully demonstrate their exhibit. The video should be no longer than 8 minutes and should be placed on the DC, DVD, USB drive or similar. Internet is not available to access the video. The exhibitor needs to provide a computer to view the video.
5. Uncrewed Aerial Systems that include or depict weaponry of any kind will be disqualified.
6. If modifications are made to the exhibit a page should be attached noting those modifications.
7. If a safety violation is noted by the judges, superintendent, or other staff, the exhibitor's exhibit may be disqualified or receive a lower ribbon ranking.

**Class**

620. Uncrewed Aerial System designed and constructed by exhibitor that is operated by a remote-controlled device — The UAS must not be a mere modification of an existing kit or plan. You may not exhibit a UAS



that is purchased off the shelf in this class.

621. Practical application of an Uncrewed Aerial System constructed from a commercial (purchased) kit.— This includes the UAS, plus one or more of the following: video, notebook, poster, display board, etc. This class is separate from educational exhibits. A tangible use would be mapping Russian olive trees, eroded soils, and bindweed in fields, etc. There are also many other non-agricultural UAS uses that would be appropriate for this class.

## VISUAL ARTS

Purple/Blue \$2.00      Red \$1.50      White \$1.00

1. Each Exhibitor is limited to 4 entries per class.
2. Choose the correct category. Fiber Arts Project offers classes for quilting, embroidery, counted cross stitch, etc. Building Block Engineering offers classes for “legos”.
3. Judging will be conference style. Exhibitors need to sign up for judging time the morning of judging in the 4-H Building.
4. State Fair exhibits will be selected in eligible classes from outstanding exhibits. Judges will select and mark these after completing the judging. Exhibits going to the State Fair will receive purple rosettes.
5. Visual Arts exhibits will be judged at the Kansas State Fair. Rules are: Each county may submit one entry from each of the five categories (Fine Arts, Clay and Ceramics, Leather and Jewelry, Three-Dimensional, and General Crafts) for a total of five entries per county. If a county doesn't have an entry for one of the classes, they may submit a second entry in one of the other classes to meet the quota of five entries per county.
6. Articles exhibited must be an original design created by the exhibitor. See copyright guidelines. All visual arts exhibits are evaluated using a visual arts rubric, which takes into account correct use of design elements, craftsmanship, and creativity.
7. For state fair consideration, kits and preformed molds are not considered original and are not acceptable. Combining parts of different patterns (picture, photographs, images from the internet or magazine) with the member's own ideas can result in an original design, but simply changing the color, pattern, and/or size of a pattern does not make the design original. If you create a replica of what you see somewhere else (i.e. Pinterest), it is not your original design.
8. If a photo, sketch, or other idea source was used, attach and submit it with your entry.
9. No plants or plant materials needing watering can be entered in this project area.

10. All Exhibits which need to be hung MUST have a wire or saw tooth hanger attached (no string or tape) in order to be properly displayed. If the necessary hardware is not attached, it may not be displayed and will impact judging and ribbon places will be lowered.

### Class

630. Original General Crafts (Miscellaneous original pieces that do not fit in the other classes)
631. Fine Arts (Oil, chalk, charcoal, dyes, pastels, pencil, ink, acrylic, or watercolor on canvas, canvas board, paper, wood, metal, or textiles, framed as a picture, prepared for hanging. Stretched canvas art on a wooden frame is considered prepared for hanging provided that frame has a hanger.)
632. Clay and Ceramics (Any original item made of clay; may be fired or unfired, hand formed, or thrown on a wheel. Self-hardening, fire/oven-cured, and/or cornstarch clays are acceptable. Items can include, but are not limited to, clay statues, bowls, etc.)
633. Leather and Jewelry (Any leather stamping, carving, tooling, lacing, or stitching piece or any jewelry piece made from any medium are acceptable exhibits.)
634. Three-Dimensional (The piece must be observable on at least three sides and should be either free-standing or prepared to be hung. Craft and pre-formed or assembled projects are not acceptable.)
635. Other Arts (Visual arts not meeting state fair expectations. County-level only.)

## WILDLIFE

Purple/Blue \$2.00      Red \$1.50      White \$1.00

An exhibitor may make one entry in each class.

Educational/creative exhibit - open to notebooks, posters, picture story, display board. Maximum exhibit size to go on to State Fair is 2' x 3'; maximum poster size is 22" x 28".

Notebooks may be a journal showing habitat development, bird watching tips, information on endangered species or other in-depth study.

Sportfishing displays could be on different flies exhibitor has or different fish found in the county.

Taxidermy/Tanning exhibits should include an attachment that shows the work in progress through photos with captions, or a detailed journaling of the process.

Mark display with name, age, and year in project.

Exhibitors must comply with State and Federal laws. It is illegal to possess threatened or endangered wildlife, or the feathers, nests or eggs of nongame birds. Game birds and game animals taken legally during an open season may be used. The use of live wild animals in educational exhibits is prohibited.

### Class

641. Notebook - contents pertain to some phase, results, story, or information about the wildlife project.

642. Promotional Poster - must be related to something learned in the Wildlife project.
703. Educational Display - must be directly related to the wildlife project.

#### Experiential/Other Classes

644. Fish Harvesting Equipment. Board exhibit. Display of equipment used in fish harvesting. Examples: fishing knots, hooks (with corks over ends for safety), lures. Label all items displayed. Include in your exhibit the following information: the purpose of each item, when or where each item is used.
645. Build a Fishing Rod. A fishing rod educational exhibit may not exceed 96 inches in length. Exhibit must be mounted on a board. Included with the exhibit: Explanation of cost of materials/components and how many numbers of hours required for construction. Label all parts. Necessary components which must be included are grip, line guides (based on manufacturers specifications), guide wraps, and hook keeper. Reel seats need to be aligned with guides, and guides aligned accurately down rod. Guide wraps of size A to D, nylon or silk thread. Exhibit will be judged on workmanship, labeling of parts, information, and neatness.
646. Casting Target. Make a casting target for exhibit and use. Target must be under 48" x 48". The bullseyes must be 2 feet, outer band must be 1 foot in diameter and can have up to 3 rings. The exhibit must be easy to store, durable, and weather resistant. Include the purpose and rules of using your casting target.
647. Wildlife Harvesting Equipment. Board Exhibit. Display of equipment used in harvesting wildlife. Examples: expended ammunition casings (no live ammunition permitted), steel traps, hide stretchers, fleshers, etc. For displays of shotguns, rifles, or bows, use drawings or pictures. Label all items displayed: the purpose of each item, when or where it is used and personal experiences with the item.
648. Inventing Wildlife/Fish Harvesting Equipment, Aid or Accessory. Use engineering principles to invent or adapt equipment that helps you harvest fish or wildlife. This could include wildlife calls, adapted fishing pole for shallow water, a blind, decoys, etc. Share your drawing (or adapted plans), how the equipment works, how you tested it, and the results of testing your prototype, and any adjustments you made.
649. Tanned Hides. Exhibit of a wild animal hide properly processed by the member. If not mounted, must be in a clear clothing bag with hanger. Include the type of animal and the following: information about the exhibitor's personal field experiences, study, OR observations that relate to the exhibit.
650. Taxidermy. Any legal fish, bird, or other wild animal properly processed by the member. No requirement as to mounting. Include the animal's name and the following: information about the exhibitor's personal field experiences, study, OR observations that relate to the exhibit.
651. Wild Tracks. Board or diorama-type box exhibit. Make a display of animal tracks using plaster-of-paris casts. There are 3 options. For all options, include a brief description of your experiences in

making the tracks so the judges better understand what you did and learned. Positive casts (impressions as they would be in nature) are preferred. - Option 1 should show plaster-of-paris tracks of five or more kinds of wildlife along with a picture or illustration of each kind of animal. (OR) - Option 2 should show two or more plaster-of-paris tracks of one specific kind of wildlife and should include a picture or illustration of the animal, what the animal may eat, and what may eat the animal. (OR) - Option 3 should show two tracks and include the animal's habitat needs including preferred food, shelter, water, and space in addition to picture or illustration of the animal.

652. Wildlife Knowledge Check. Use electrical circuits, pictures, or other methods of teaching wildlife identification or other wildlife conservation or shooting sports related knowledge. Plan size and shape to fit transportation and display; maximum size 24 x 24 inches.
653. Houses. Make a house for wildlife. Examples: bird house (bluebird, purple martin, wood duck, kestrel, barn owl, etc.) or bat house; no insect houses. Make the house functional so that dimensions, hole size etc. are appropriate to fit the intended species' needs. Include the following information: 1) the kinds of animal(s) for which the house is intended, 2) where and how the house should be located for best use, 3) any seasonal maintenance needed, and 4) any evidence of your personal observations from experiences.
654. Feeders/Waterers. Make a bird bath or feeder. Examples: seed, suet, or nectar feeders. Squirrel feeder okay; no insect feeders. Include the following information: 1) the kinds of animal(s) for which the water/feeder is intended, 2) where are how the water/feeder should be located for best use, 3) any seasonal maintenance needed, and 4) any evidence of your personal observations or experiences.

## WOODWORKING

Purple/Blue \$3.00      Red \$2.00      White \$1.00

1. Read general rules.
2. In Kansas 4-H, this project area is referred to as 4-H Wood Science.
3. No exhibitor may enter more than 5 articles in this division. Each article exhibited must be accompanied by the plan from which the exhibit was constructed. The plan may be a photocopy, the actual pattern, or a scale drawing. It must be complete and accurate to the extent that a duplicated article could be built using the plan as a guide. Please note: a set of step-by-step instructions is not a plan. The entry card, plans and other paperwork should be enclosed in a zip-top plastic bag with a hole punched through it and tied or secured to the project in some manner. Tape is not usually adequate to accomplish this.
4. The use of materials other than wood should be kept to a minimum.

5. Any project that has glass that is not secured, i.e., glass shelves, glass top of a coffee table, etc., should not be brought to the fair. Glass that is secured in the project, i.e., glass front of a gun case cabinet, etc., is permissible since it cannot be removed from the project.
6. Entry card, plans and all other paperwork should be secured to the project in some manner. Tape is usually not adequate to accomplish this. It is recommended to use a zip top plastic bag with a hole punched through it and using string to tie this to the exhibit.
7. Woodworking will be judged conference style.
8. In judging, consideration will be given to: choice of wood, suitability & quality of finish, workmanship, design & usefulness.

Class

660. Woodwork articles for farm or shop use
661. Furniture for household or lawn use
662. Other woodwork articles not included in above class.  
Example – birdhouses, bird feeders, knife rack, bread board, etc

## FFA DEPARTMENT

Superintendent: FFA ADVISORY

1. All entries must have been constructed or repaired by a FFA member.
2. **A single exhibit cannot be entered in a joint 4-H/FFA division AND this department. Exhibitor must choose one or the other.**
3. Exhibitor must be a member of a Lincoln County FFA program.
4. Classification of exhibits is based on value of the project.
5. The plans and either a bill of materials or shop bill are required.
6. The final decision for the classification rests with the Fair Officials.
7. All projects must be displayed in a safe manner.
8. Judging will be consultation style with the exhibitor.
9. A champion project may be selected from each class. An over-all Grand Champion & Reserve Grand Champion will be selected. Ribbons will be awarded.
10. All entries qualify for the auction. Item will be sold to the highest bidder and FFA members will relinquish the item at that time.

Class

670. Micro Projects (\$149 & under)
671. Small Projects (\$150 - \$999)
672. Intermediate Projects (\$1,000 - \$1,999)
673. Large Projects (\$2,000 - \$2,999)
674. Extra Large (\$3,000 or more)
675. Repair Projects

**THANK YOU TO THE  
WONDERFUL LINCOLN  
COUNTY 4-H BOOSTERS  
AND 4-H/FFA COUNTY  
FAIR AWARD SPONSORS!**

**VISIT THE 4-H BUILDING  
TO SEE SPONSORS  
RECOGNIZED ON AN  
APPRECIATION DISPLAY!**

SYLVAN GROVE FAIR AND AGRICULTURAL ASSOCIATION  
Sylvan Grove, Kansas  
BY-LAWS

NAME – The name of this association shall be the Sylvan Grove Fair and Agricultural Association and will be referred to as the Association. The mailing address is PO Box 85, Sylvan Grove, KS 67481 until otherwise designated by the Fair Board.

PURPOSE – The Association is organized exclusively for charitable and educational purposes under section 501(c)(3) of the Internal Tax Revenue Code, or corresponding section of any future or federal tax code.

The purpose of the Association is to promote the agricultural, youth and cultural programs of the traditional County Fair through education, fellowship and participation. The Fair Board shall provide for premiums and awards for achievements in exhibits and promote education and entertainment in the annual county fair.

MEMBERSHIP – Any resident of Lincoln County, or any surrounding county, may be a member by actively participating in the purposes of the Association by attending Fair Board meetings and helping to maintain or promote the county fair. Voting members must be of legal voting age. Voting membership shall be established by attendance at 3 out of 4 consecutive regular meetings or by replacement of a former voting member from a participating organization. Any club, group or organization with interest in the county fair shall be allowed, at the discretion of the directors, to have a representative at the monthly meeting.

BOARD OF DIRECTORS – The Board of Directors shall be comprised of the five duly elected officers plus two or more persons elected at the same election meeting and shall be known as the Fair Board. The Board of Directors will be the managing body responsible for the business and affairs of the association. Terms for directors will be annual and consecutive terms are permitted and not limited. The membership or Board of Directors may elect a new board member to replace a board member, who resigns or leaves the area, at a regular or special called meeting. An officer or board member may be removed from office by a two-thirds vote at any regular meeting provided the request for removal was presented and included in the minutes of the previous meeting.

OFFICERS – President: The president shall preside at all meetings of the Association, call special meetings when circumstances require, and otherwise perform the duties of the chief executive officer of the Association. Vice President: The vice president shall assist the president in his/her duties, and in the absence of the president, perform duties of the president. Secretary: The secretary shall keep the minutes of all meeting and shall keep an attendance record for all meetings. Treasurer: The treasurer shall have charge of the funds of the Association, shall make reports of receipts and expenditures at each meeting, shall pay all proper bills and expenses of the Association, and otherwise perform the duties of the financial officer of the Association. Reporter: The Reporter shall provide meeting recaps and articles to the local media of fair board meetings and events. The Fair Board will be a non-profit and the officers shall serve without compensation and no dues will be charged. The Fair Board may, at its discretion, require an independent audit of the financial affairs of the Association.

DUTIES OF THE FAIR BOARD OF DIRECTORS – The Board of Directors shall have general supervision of the business of the Lincoln County – Sylvan Grove Fair. The Fair Board shall provide for the authority of persons that have special charge of management of different functions of the Fair Board. The Fair Board shall have the power to supervise the grounds and property assigned to the Association. The Fair Board shall make arrangements for the Fair programs, exhibitions, and the operations of the county fair. The Fair Board has the right to determine the correct application of any rules published and further to amend or add any special rule for the conduct of the Fair that they may deem necessary and expedient.

MEETINGS – Monthly meetings are regularly held on the third Wednesday of each month unless agreed otherwise at the previous meeting. Meetings also may be called by the President or a quorum of the Fair Board at other times by notification in person, by telephone, mail or e-mail. The annual meeting will be deemed the regular scheduled meeting that includes the election of officers.

QUORUM – A quorum shall be not less than five directors in attendance at a regular or called meeting.

DISSOLUTION - Upon dissolution of the organization the Association will pay or make provision for payment of all liabilities incurred by the organization. Remaining assets shall be given to a non-profit organization that provided services in one of the following areas: charitable, educational, or religious. Prior to receipt of the remaining assets, the board must ensure that the organization selected, qualifies as an exempt organization under Section 501 (c)(3) of the internal Revenue Code of 1954 or corresponding provision of any future United States Internal Revenue Service law.

AMENDMENTS – These By-Laws may be altered, amended, or repealed by a two-thirds vote at any regular meeting provided the proposed change was presented in writing at the previous meeting.

These By-Laws shall supersede and replace any previous By-Laws of the Sylvan Grove Fair and Agricultural Association formerly known as the Lincoln County – Sylvan Grove Fair Association.

Adopted this 16<sup>th</sup> day of February 2011.

Amended this 20<sup>th</sup> day of June 2018.

Amended this 16<sup>th</sup> day of March 2016.

Amended this 17<sup>th</sup> day of February 2021

Amended this 16<sup>th</sup> day of May 2018.

\_\_\_\_\_ President

\_\_\_\_\_ Secretary





# 2023 PROJECT SALE BUYERS

Thank you for supporting Lincoln County 4-H and FFA members!

For more information about the Project Sale please contact Heather Meyer at 785-829-1665.

181 Ag Supply  
Babcock Trucking  
Bell Farms  
Berger Vegetables  
Burger Farm  
Cody Murray  
Cristy Therapy Corp  
Dan & Linda Rosebrook  
Doug Schmit  
Ellsworth Packing  
Frederking Seed  
Gene Meitler  
Heather Meyer  
Holl Hill Ranch  
Jason Seehafer  
Kathleen Dillon  
Kris Cheney  
Marilyn Bell  
Max Wallace  
Meitler Cattle  
Midway Coop  
Patterson Health Mart  
Post Rock Avation  
Ron Frederking Enterprises  
Solomon Valley Vet  
Sunflower Vet Service  
Tax Prep  
Ty Feldkamp  
Walker Products  
Wolf Creek Angus

4-S Feeders  
Bank of Tescott  
Ben Kratky  
Bill Clark Memorial Fund  
Carrico  
Comfort Inn Hays  
Crop Service  
Dan Cheney  
Ed Dohl  
Emily Carney  
Freedom Claims Management  
Golden Harvest  
Heimerman Harvesting  
Insurance Works  
Jennifer Dohl  
Kenny Meitler  
Lincoln Farm Supply  
Marj Aufdemberge  
Mcgrath Publishing  
Metz Law  
Nelson Ag Service  
Pioneer Seed  
Rodney & Janet Kempke  
Rosebrook Custom Ag  
Sorensen Farm  
Suther Feeds  
Teresa's  
United Ag  
Wilson Communication  
Wolf Creek Outfitters

Alfred Auftemberge  
Bar C Ranch  
Bennington State Bank  
Bk Angus  
Citizen State Bank  
Cow Camp  
Dale & Deb Rosebrook  
Dedra Wehrman  
Ellsworth Animal Hospital  
Farmers & Ranchers  
Gary Sorensen  
Gv Limmy  
Heller Farms  
J & R Feeds  
Kasper Cattle  
Kent Rahmeier  
Lynn Wacker  
Marylyn Bell  
Meitler Auction  
Meyer Tire  
O'hare Law  
Play Scape  
Ron & Jodi Nelson  
Rosebrook Farms  
Steve Schneider  
Sylvan Sales Commission  
Triple J  
Vonada Farms  
Wilson State Bank

## 2024 Open Class Awards & Donors

*You are greatly appreciated!*

For more information about how to sponsor a special award in the Open Class Division, contact the Fair Board.

Food Preservation "Best in Show" in Memory of Cora Rahmeier



King Arthur Baking Pie Contest – Senior first prize: \$75 gift card; Second place: \$50 gift card; Third place: \$25 gift card

King Arthur Baking Cookie Contest – Junior first prize: \$40 gift card; Second place: \$25 gift card; Third place: King Arthur Tote Bag

LINCOLN COUNTY FAIR

# DEMOLITION DERBY



**Saturday, July 20<sup>th</sup>, 2024**  
**Fairgrounds – Sylvan Grove, KS**  
**7:30 p.m.**

**Pit Opens at 5:00 p.m.**

**Admission: \$10.00** (Ages 12 & Under Free)  
**Pit Passes: \$25.00**

**Concessions Available & Lawn Chairs Welcome!**

80's & Newer Bonestock	Compact	Hobo Team Derby
<i>Entry - \$50 per car</i>	<i>Entry - \$50 per car</i>	<i>Entry - \$200 per team</i>
<b>Payouts</b>	<b>Payouts</b>	<b>Payouts</b>
1 <sup>st</sup> - \$600	1 <sup>st</sup> - \$700	1 <sup>st</sup> - \$5000    4 <sup>th</sup> - \$600
2 <sup>nd</sup> - \$300	2 <sup>nd</sup> - \$300	2 <sup>nd</sup> - \$2500    5 <sup>th</sup> - \$300
3 <sup>rd</sup> - \$100	3 <sup>rd</sup> - \$100	3 <sup>rd</sup> - \$1200

**For more information contact:**  
 Nate Pasek 785-658-5289  
 Ben Kratky 785-568-7710

**PAYOUTS PLUS  
 ADDED MONEY!**

## THANK YOU TO OUR SPONSORS!



**NATE PASEK  
 AGRICENTER**



**AMERICAN PLAINS COOP**



**SHANE'S CASING  
 POST ROCK WIND**

**PROS ACCOUNT**

**LINCOLN COUNTY ATTORNEY**