

DANCING WITH THE STEERS



2024 OSBORNE
COUNTY FAIR

FAIRBOOK

Schedule • Classes

July 24 to July 28, 2024

All Events are Subject to Change

2024 OSBORNE COUNTY FAIR SCHEDULE OF EVENTS

ALL EVENTS & ACTIVITIES ARE SUBJECT TO CHANGE

Monday, July 8

8:30 am Check-in for Post Rock District 4-H & Open Class Dog Show
 9:00 am Post Rock District 4-H & Osborne County Open Class Dog Show (*Covered Arena*)
 5:00 pm 4-H Fair Entry and 4-H Pre-Fair Deadline

Saturday, July 20

9:00 am Pre- Fair Clean-Up

Sunday, July 21

1:30 pm Judging begins for Clothing & Textiles and Fiber Arts (*Osborne First Christian Church*)
**Judging Times Scheduled*
 3:30 pm 4-H Fashion Revue (*Osborne First Christian Church*)

Tuesday, July 23

8:00 am Check-in for 4-H Horse Show, Registration for Open Class Horse Show (*Fairgrounds Arena*)
 9:00 am 4-H & Open Class Horse Show (*Fairgrounds Arena*)
 5:00-7:00 pm 4-H Building Open for Preparations Only (Set up club booths, inside & outside photo booth, can bring large 4-H building exhibits for Wednesday judging)
 5:30-6:30 pm 4-H Market Beef Weigh-in (*Osborne Sale Barn*)
 6:00-7:30 pm Livestock Check-In/ Vet Check for Beef, Sheep, Goat, Swine, Horse, Rabbits, and Poultry (*Northwest Gate of Fairgrounds*)

Wednesday, July 24

7:00-8:00 am Vet Check
 7:30 am -1:00 pm Enter Open Class Agriculture, Quilts, Fancywork, Clothing & Textiles, Culinary, Booths, Art, Ceramics, Woodworking.
 8:00 am Judging begins for 4-H Food & Nutrition (*Osborne First Christian Church*)
**Judging Times Scheduled*
 9:00 am Judging begins for 4-H Home Environment (*4-H Building*)
**Judging Times Scheduled*
 Followed by: Judging of 4-H Woodworking, Ag Mechanics, Energy Management, Shooting Sports, Wildlife, Entomology, Geology, & Lapidary (*4-H Building*)
**Judging Times Scheduled*
 10:30 am Treasure Hunt Daily Clue, posted near Petting Zoo
 11:00 am Judging begins for 4-H Building Block Construction (*4-H Building*)
 1:00 pm Judging begins for 4-H Photography (*4-H Building*)
**Judging Times Scheduled*
 1:00 pm Open Class Judging (*Butler Building*)
 2:00 pm Judging begins for 4-H Rockets & Robotics (*4-H Building*)
**Judging Times Scheduled*
 2:00-9:00 pm Petting Zoo Open, Free
 4:00-9:00 pm Inflatables Open-\$5.00 per wristband; for kids 12 and Under only
 5:00 pm Check-in for 4-H Cloverbuds Show & Share Exhibit Display (*4-H Building*) *Optional
 6:00 pm "You Can Dig It" Sand Pit. Free for kids 12 and Under (*Sand Pit Area*) Sponsored by the Fair Board. Money, Trinkets, and Treasures will be hidden in the sand for the kids to find
 6:00 pm Treasure Hunt- *Daily clues posted at 10:30 am and 6:00 pm near Petting Zoo*
 6:00 pm-12 am Beer Garden
 7:00 pm IMCA Car Races: Admission: \$10 adults, \$5 ages 6-12, Pit Gate \$30

2024 OSBORNE COUNTY FAIR

SCHEDULE OF EVENTS

ALL EVENTS & ACTIVITIES ARE SUBJECT TO CHANGE

Thursday, July 25

8:00-10:00 am Enter Open Class Floriculture (*Butler Building*)
8:30 am 4-H & Open Class Swine Show (*Covered Arena*)
Following Conclusion of Swine Show- 4-H & Open Class Beef & Dairy Show (*Covered Arena*)
Following Conclusion of Beef & Dairy Show- 4-H & Open Class Sheep, Meat Goat, & Dairy Goat Show (*Covered Arena*)
10:00 am Judging begins for Open Class Flowers (*Butler Building*)
10:00 am-9:00 pm Petting Zoo Open, Free
10:30 am Treasure Hunt - *Daily clue posted near Petting Zoo*
1:00 pm Judging begins for 4-H Visual Arts and Plant Science
4:00 pm Deadline for 4-H Premium Auction Sign-up
4:00-9:00 pm Inflatables Open-\$5.00 per wristband; for kids 12 and Under only
5:30 pm Herdsmanship Judging
6:00 pm "You Can Dig It" Sand Pit. Free for kids 12 and Under (*Sand Pit Area*) Money, Trinkets, and Treasures will be hidden in the sand for the kids to find
6:00 pm Treasure Hunt - *second daily clues posted near Petting Zoo*
6:00 pm - 12 am Chicken S**t Bingo, (*Beer Garden area*)
6:00 pm-12 am Beer Garden
7:00 pm IMCA Car Races: Admission: \$10 adults, \$5 ages 6-12, Pit Gate \$30

Friday, July 26

8:30 am 4-H & FFA Round Robin
10:00 am-9:00 pm Petting Zoo Open, Free
10:30 am 4-H & Open Class Poultry and Rabbit Show
10:30 am Treasure Hunt - *Daily clue posted near Petting Zoo*
1:00 pm 4-H and Open Class Pet Show, (Judging)
4:00-9:00 pm Inflatables Open-\$5.00 per wristband; for kids 12 and Under only
5:00-7:00 pm Pie & Homemade Ice cream- \$7.00 by VFW Auxiliary #7743 at Veterans Building
5:30 pm Fair Parade- Sponsored by the Osborne County Fair Board.
Contact Dean Heise 346-6160 or Cindy Poore 785-984-2516
5:30 pm Herdsmanship Judging
6:00 pm "You Can Dig It" Sand Pit. Free for kids 12 and Under (*Sand Pit Area*)
Money, Trinkets, and Treasures will be hidden in the sand for the kids to find
6:00 pm-12 am Beer Garden
6:00 pm- 12 am Chicken S**t Bingo, (*Beer Garden Area*)
6:30 pm Free Watermelon
7:00 pm Kids Rodeo, Admission \$5, 5 & Under (free). Age Classes are: 9 & Under, 10-16, 3 person teams (All on foot, NO HORSES NEEDED). Sign Up you teams by July 24, 2024. Osborne FFA Chapter Helpers. Contact Bryan Schultze 785-346-8234 or Doug Baetz 785-346-6595 (*Fairgrounds Arena*) **NO LATE ENTRIES**

2024 OSBORNE COUNTY FAIR

SCHEDULE OF EVENTS

ALL EVENTS & ACTIVITIES ARE SUBJECT TO CHANGE

Saturday, July 27


8:00 am	4-H Premium Auction Sale Items Released From Exhibit Displays (return immediately following auction)
9:00 am	Treasure Hunt Daily Clue <i>posted by Petting Zoo</i>
9:00 am	4-H Premium Auction (<i>Covered Arena</i>)
2:00 pm	Corn Hole Tournament (<i>Sponsored by the Osborne County Fair Board, Covered Arena</i>) Check in at 1:30 p.m. Pre-entries due by Wednesday, July 24 to Layton Hill (785)346-4294
5:30 pm	Herdsmanship Judging
6:00 pm	“You Can Dig It” Sand Pit. Free for kids 12 and Under (Sand Pit Area) Money, Trinkets, and Treasures will be hidden in the sand for the kids to find
6:00 pm-12 am	Beer Garden
6:00 pm- 12 am	Chicken S**t Bingo, (<i>Beer Garden Area</i>)
6:30 pm	Free Watermelon
7:00 pm	Ranch Rodeo- Admission \$5, 5 & Under (free). Good Family Entertainment. Bring Your Lawn Chairs! For More Information, Contact Troy Brummer 785-737-6118 Bryan Schultze at 758-346-8234, or Doug Baetz 785-346-6595 (<i>Fairgrounds Arena</i>)

Sunday, July 28

8:00 am	4-H & Open Class Livestock Release and 4-H & Open Class Entries Building Release
1:00 pm	Deadline for 4-H Kansas State Fair Static Entry Sign-up

BE AN EXHIBITOR At The OSBORNE COUNTY FAIR

**Over 700
Classes to
Enter!**



Open Class - General Rules and Regulations

I. Entries will be made Wednesday, July 24, 2024.

1. All possible care will be taken of stock or articles for exhibition or otherwise brought on the grounds, but the association will not be responsible for loss or damage.

2. All correspondence regarding the fair should be sent to Secretary Beth Schultze, 1554 C. 671 Avenue, Osborne, Kansas 67473 or call 785-545-7463.

3. Competition is open to the world, except the 4-H Department.

4. All department superintendents must enter exhibits.

5. Claims for Injury: In no event shall the Osborne County Fair Association or its officers, directors or members be held responsible for any loss or damage to the property or person or exhibitor or other person while on the fairgrounds whether said loss or damage shall arise from accident or any cause whatsoever.

6. Premiums and Awards: Competent non-bias judges will be secured in all departments. The decision of the judges will be final and no appeal will be considered except in case of protests.

7. ALL PROTESTS MUST be in writing to the Secretary accompanied by an affidavit setting forth the grounds for processing.

8. In classes where there is only one exhibitor the judges reserve the right to place the entries as they see fit in regard to placing. No award made for "champion" where there is no competition.

9. CHECKS MUST BE CASHED 60 DAYS AFTER POST-MARKED. PAYMENT WILL BE STOPPED AT THAT TIME.

10. No premium will be awarded in any department except as definitely stated in the premium list or advertised before the Fair in the Osborne County Farmer.

11. No premium will be paid on animals or articles removed from the grounds before the close of the Fair without permission of the superintendent of the department. Owners of premium stock refusing to exhibit same at the time indicated on the program may forfeit the premium award.

12. The Osborne County Fair Association is the legally organized county fair of Osborne County under the General Statutes of Kansas, General Statute Supplement 1947, Laws of 1949, Chapter 1 and 201.

13. The Osborne County Fair reserves to the Board the final and absolute right to interpret these rules and regulations and arbitrate, settle and determine all matters, questions and differences in regard to or otherwise arising out of, connected with or incident to the Fair.

14. Sanitation: All animals entered for exhibitions will be subject to the inspection of a competent veterinarian and those diseased will be refused admittance to grounds.

15. Exhibitors will be required to keep their places and stalls in a clean condition by removing therefrom any filth and litter from in front and behind said pens.

16. Nothing shall be sold or given away or otherwise disposed of by exhibitors which may in any way conflict with or which is the subject matter of any privileges or concessions granted or sold by the Osborne County Fair.

Removal of Objectionable Exhibits and Displays

17. The management reserves the right to remove from the grounds any exhibit, animal, concession or show that may be falsely entered or may have any sign, banner, or advertising matter of any kind which may be deemed unsuitable or objectionable by them without assigning a reason therefore, and if necessary return any money already paid for space or stalls which shall exonerate them from any claim whatsoever on the part of the exhibitor or purchaser.

Concession and Privileges

18. The Board authorizes the letting of only such privileges or concessions as are necessary to supply the wants of the people or that may add to their comfort, convenience or pleasure, but under no circumstances will a privilege of a questionable nature or of a demoralizing tendency be let, or in any manner tolerated where the business is conducted in any other than a legitimate and trade-like manner. The sale of alcoholic liquors is strictly prohibited.

19. Concession space can be contracted for prior to opening of Fair. No spot will be reserved after second day of Fair.

20. All space allotted must be improved and decorated by the purchasers at his own expense.

21. Each concessionaire must confine himself to the space assigned. Failure to do so will subject him to forfeiture of his privilege.

22. Access of concession - Any official representative of the Osborne County Fair shall have access to the premises of any exhibitor or concessionaire at any and all times.

23. Care of Concession - All buildings and ground space is to be kept neat and clean.

24. Price Signs - A sign shall be posted at the front entrance of each stand or enclosure, showing the price charge for lunches, meals, or drinks, said sign to meet the approval of the management and to be at all times in view of the customers.

25. Management reserves the right to make any changes in this premium list by publishing changes in the Osborne County Farmer.

26. FCCLA and FFA students who have the same projects in 4-H club work may show in only one department.

27. Any ungentlemanly acts or conduct at the Fair by an exhibitor must forfeit premiums and ribbons and remove exhibits from the Fairgrounds.

28. We encourage you to park campers and tents along the south end of the fair grounds.

NO campers are to be parked along the BUTLER BUILDING.

2024 Fair Board Members: David Henke, Teresa Pruter, Linda Ubelaker, Angie Legg, Doug Baetz, Larry Grieve, Doug Henke, Wes LeRock, Dean Heise, Beth Schultze, Troy Brummer, Bryan Schultze, Andrew Sigle, Phillip Murphy, Tony Hawks, Jason Knoll, Andrew Heller, Layton Hill, Andrea Kendig, Aaron Wilson and Joe Sumpter.

LIVESTOCK SANITARY REQUIREMENTS

(Cattle, Swine, Sheep, Horses, Dogs, Cats, Rabbits)

LIVESTOCK ORIGINATING FROM KANSAS:

GENERAL REQUIREMENTS: All animals are subject to examination by the exhibition staff or their representative, and shall be free of clinical signs of infectious or contagious disease. Animals determined by exhibition staff to have not met listed requirements will not be permitted to exhibit.

CATTLE

The Kansas Department of Agriculture Division of Animal Health (KAHD) requires no test on cattle and bison of Kansas origin. Cattle determined by exhibition staff to have lesions of ringworm, warts or infested with mange will not be permitted to exhibit.

SHEEP AND GOATS

In addition to the general requirements sheep shall:

* Be free of any signs of "sore mouth."

* Be free of signs of active fungal (ringworm) infection, including club lamb fungus.

* **All sexually intact (ewes & rams) and wethers must be identified with an official USDA premise ID tag.** Lambs, under 8 weeks of age, accompanying their dams, are exempt from tagging requirements (Scrapie Tag).

* Goats shall meet the general requirements.

* Goats determined by exhibition staff to have sore mouth, lesions of ringworms, warts or infested with mange will not be permitted to exhibit.

* **All sexually intact (does & bucks) and wethers must be identified with a registered tattoo or an official USDA premise ID tag.**

Kids, under 8 weeks of age, accompanying their dams, are exempt from identification requirements.

SWINE

Swine originating in Kansas must meet the general requirements. Kansas has obtained Stage V status in the National Pseudorabies Program, and the state is classified free of swine brucellosis. A negative pseudorabies and brucellosis test are not required for Kansas origin swine.

HORSES

Horses shall meet the general requirements. A negative test for equine infectious anemia (Coggins Test) within 12 months prior to exhibition should be considered, but this is not required by the KDAH.

CATS

All cats must have proof of distemper-combination vaccination and rabies vaccination to present to superintendent when registering cat for show. Feline leukemia vaccination is required. Same as 4-H Rules.

DOGS

All dogs must have proof of rabies and parvo vaccinations, which is signed by a licensed vet. All Rules are the same as the 4-H Rules.

LIVESTOCK ORIGINATING FROM OTHER STATES:

GENERAL REQUIREMENTS: All animals (cattle, bison, sheep, swine, goats and horses), shall be free of clinical signs of infectious or contagious disease and must be accompanied by a health certificate issued within 30 days of exhibit. This must be available, upon request, to the exhibition staff.

All animals, except steers and spayed heifers, must be individually identified by official breed registration tattoo or tag, USDA metal ear tag, or breed association ear notch for swine.

Animals with lesions of ringworm, warts or infested with mange as determined by exhibition staff will not be permitted to exhibit.

All required **blood** tests must be conducted by a state-approved laboratory.

TB testing must be conducted by a veterinarian who is licensed and ac-

credited in the state of origin.

All animals are subject to examination by the exhibition staff or their representatives.

CATTLE

In addition to the general requirements, cattle and bison, except steers and spayed heifers, originating from other states and of test eligible age (**females, 18 months of age or older - bulls, 12 months of age or older, and all springer heifers (expected to calf within 2 weeks)**), must meet one of the following requirements:

* Originate from a "brucellosis-free" state.

* Originate in and constitute part of a certified brucellosis-free herd. Herd certification number must be entered on the health certificate.

* Present evidence on the health certificate that the animal has been tested negative for brucellosis by an approved state/federal laboratory within 30 days of the exhibition date.

* Beef cattle and bison, except steers, not originating from a tuberculosis-free state shall be tested negative for tuberculosis within 60 days prior to the exhibition date. All dairy cattle, used for breeding, 6 months of age and older, originating outside of Kansas, must be tested negative for tuberculosis within 60 days of the county fair.

SHEEP AND GOATS

Sheep originating from other states must meet the general requirements.

* Be free of any signs of "sore mouth."

* Be free of signs of active fungal (ringworm) infection, including club lamb fungus.

* All sexually intact (ewes & rams) and wethers must be identified with an official USDA premise ID tag. Lambs, under 8 weeks of age, accompanying their dams, are exempt from identification requirements.

* Goats originating from other states must meet the general requirements.

* All sexually intact (does & bucks) and wethers must be identified with a registered tattoo or an official USDA premise ID tag. Kids, under 8 weeks of age, accompanying their dams, are exempt from the identification requirements.

SWINE

In addition to the general requirements, swine originating from other states must meet one of the following requirements:

* Originate from a qualified pseudorabies-free/validated brucellosis-free herd. The current qualified/validated number must appear on the health certificate. (Hogs from monitored pseudorabies herds do not qualify under this requirements.)

* Originate from a state of Stage IV or V status in the National Pseudorabies Program.

* Originate from a Swine Brucellosis free state

Any swine not originating from Stage IV or V Nation Pseudorabies Program states, and any swine not originating from swine brucellosis free states, must show evidence on the health certificate that swine have been tested negative for pseudorabies (by serum neutralization) and brucellosis within 30 days prior to entry into Kansas and that the herd of origin has had no positive cases of pseudorabies within the previous 12 months.

NOTE: SWINE VACCINATED FOR PSEUDORABIES SHALL NOT BE ALLOWED INTO KANSAS FOR EXHIBITION OR ANY OTHER PURPOSE.

HORSES

In addition to the general requirements, horses originating from other states shall show evidence of a negative EIA (Coggins) test conducted by a state-approved laboratory within 12 months prior to entry into Kansas. Foals, six month of age and younger, accompanying their negative testing dams, are exempt from EIA test requirements.

A valid "Horse Passport" may be used in lieu of a health certificate. If a passport is used, a negative EIA test within 6 months is required.

DEPARTMENT A - HORSES

Superintendent - Angie Legg

Lawrence Corbett Memorial Open Class Horse Show
Tuesday, July 23, 2024 at 9:00am ~ Check in at 8:00am

HALTER CLASSES

*Halter classes will be shown by breed, age and sex. Exhibit tag should list breed, age and sex.

*Superintendents will announce classes in advance of showing, but will not be responsible for their being shown.

*Registered horses must have registration papers. Exhibitor must present these papers to the Superintendent for approval.

Division 1 - Quarter Horses - Registered

Division 2 - Other Breeds - to be divided into each breed as needed.

Division 3 - Shetlands

Breed of Horse - Registered Non-Registered

Class	A	B	C	D
1. Filly or Mare Foal.....	2024	2023	2022	2021
2. Gelding Foal.....	2024	2023	2022	before
3. Stallion Foal.....	2024	2023	2022	as above
Premium: Grand Champion.....	\$8.00			
Reserve Champion.....	\$6.50			

Class	1st	2nd	3rd
4. Showmanship	6.50	4.50	3.00

PERFORMANCE CLASSES

Performance classes will be the same as 4-H:

Stallions will be barred from the following classes:

Class	1st	2nd	3rd
5. Hunter Under Saddle	6.50	4.50	3.00
6. Hunt Seat Equitation	6.50	4.50	3.00
7. Bareback Horsemanship	6.50	4.50	3.00
8. Western Pleasure	6.50	4.50	3.00
9. Western Pleasure for ponies 56" and under	6.50	4.50	3.00
10. Walk Trot, Pleasure, Beginners only	6.50	4.50	3.00
11. Western Lead Line	6.50	4.50	3.00
12. Western Horsemanship	6.50	4.50	3.00
13. Walk Trot Horsemanship, Beginners only	6.50	4.50	3.00
14. Ranch Horse Rail	6.50	4.50	3.00
15. Trail	6.50	4.50	3.00
16. Ranch Horse Trail	6.50	4.50	3.00
17. Ranch Horse Pattern	6.50	4.50	3.00
18. Reining	6.50	4.50	3.00
19. Pole Bending	6.50	4.50	3.00
20. Barrel Racing	6.50	4.50	3.00
21. Flag	6.50	4.50	3.00

*The Western "Lead Line" is a class for young horse lovers age 6 and under. The horse or pony is led by an adult (age 18 or over), and shown at a walk only. They will walk around the arena one time, then line up in the middle of the arena. The Judge may ask the rider if they can back their horse or some simple question about their horse. The leader and the rider usually dress alike. **Boots, jeans, and hats are required. The leader is in control of the horse at all times.**

DEPARTMENT B - BEEF CATTLE

Superintendent – Bryan Schultze

*All animals to be eligible to compete in Halter classes must be registered in their respective breed association and accompanied by registration certificate upon request or entry.

Class	1st	2nd	3rd
1. Bulls calved between Jan. 1, 2021 and April 30, 2021	16.25	14.25	12.75
2. Bulls calved between May 1, 2021 and Dec. 31, 2021	16.25	14.25	12.75
3. Bulls calved between Jan. 1, 2022 and April. 30, 2022	16.25	14.25	12.75
4. Bulls calved between May 1, 2022 and Aug. 31, 2022	16.25	14.25	12.75
5. Bulls calved between Sept. 1, 2023 and Dec. 31, 2023	16.25	14.25	12.75
6. Bulls calved after Jan. 1, 2023	16.25	14.25	12.75
Champion Bull.....	Ribbon and \$17.75		
Reserve Champion Bull.....	Ribbon and \$15.25		
7. Two bulls bred and owned by exhibitor	16.25	14.25	12.75
8. Cows calved between Jan. 1, 2023 and April 30, 2023	16.25	14.25	12.75
9. Heifers calved between May 1, 2023 and Aug. 31, 2023	16.25	14.25	12.75
10. Heifers calved between Jan. 1, 2023 and April 31, 2023	16.25	14.25	12.75
11. Heifers calved between Sept. 1, 2023 and Dec. 31, 2023	16.25	14.25	12.75
12. Heifers calved after Jan. 1, 2024	16.25	14.25	12.75
Champion female.....	Ribbon and \$17.75		
Reserve Champion Female.....	Ribbon and \$15.25		
13. Four animals, of one sire, both sexes to be represented, any age, all to be owned by exhibitor	16.25	14.25	12.75
14. Pair of yearlings, one bull and one heifer, all to be owned by exhibitor	16.25	14.25	12.75
15. Pair of calves, one bull, one heifer, both to be owned by exhibitor	16.25	14.25	12.75
16. Steer born after Jan. 1, 2023	16.25	14.25	12.75

DEPARTMENT C - DAIRY CATTLE

Superintendent – Bryan Schultze

*Recognized breeds of dairy cattle shall include Holstein-Friesian, Ayrshire, Jersey, Guernsey, Milking Shorthorn and Brown Swiss. Exhibitors must file with the Secretary of the Fair the name and herd book number of each animal entered in Classes 1-10 for each breed.

<i>Class</i>	<i>1st</i>	<i>2nd</i>	<i>3rd</i>
Females			
1. Heifer calves born after July 1, 2023	5.50	3.50	2.50
2. Junior yearling heifers born between July 1, 2022 and June 30, 2023	5.50	3.50	2.50
3. Senior yearling heifers born between July 1, 2020 and June 30, 2021	5.50	3.50	2.50
4. Two-year-heifers born between July 1, 2020 and June 30, 2021	5.50	3.50	2.50
5. Three-year-old heifers born between July 1, 2019 and June 30, 2020	5.50	3.50	2.50
6. Four-year-old heifers born between July 1, 2018 and June 30, 2019	5.50	3.50	2.50
7. Aged cow born before July 1, 2019	5.50	3.50	2.50
Males			
8. Bulls calved between July 1, 2021 and March 1, 2022	5.50	3.50	2.50
9. Bulls calved between July 1, 2022 and June 30, 2023	5.50	3.50	2.50
10. Bulls calved between July 1, 2021 and June 30, 2023	5.50	3.50	2.50

DEPARTMENT D - SHEEP AND GOATS

Superintendent - Angie Legg & Dean Heise

***All sheep and goats, including wethers, must be identified with an official USDA Scrapie Premises ID Tag. Lambs and kids, under 8 weeks of age, accompanying their dams, are exempt from tagging requirements.**

*Recognized breeds of sheep will be Shropshire, Southdown, Hampshire, Columbia, Suffolk and Dorset, Boer & Kiko.

*Ages for sheep are computed from Jan. 1.

*Exhibitors must file with the Superintendent of the Sheep and Goat Department the name and herd book number for each animal in Classes 1-16 for each breed.

*The following classifications will be made for purebred registered animal under each breed except classes 12, 13, and 14.

<i>Class</i>	<i>1st</i>	<i>2nd</i>	<i>3rd</i>
1. Ram, 2 years old and over	4.50	3.50	2.50
2. Ram, 1 year old and under 2	4.50	3.50	2.50
3. Ram, under 1 year old	4.50	3.50	2.50
Champion ram, any age.....			Ribbon and \$3.50
4. Ewe, 2 years old and over	4.50	3.50	2.50
5. Ewe, 1 year old and under 2	4.50	3.50	2.50
6. Ewe, under year old	4.50	3.50	2.50
Champion Ewe, any age.....			Ribbon and \$3.50
7. Flock: 1 ram, any age, 2 yearling ewes; 2 ewe lambs	4.50	3.50	2.50
8. Lamb flock: 1 ram, 3 ewes, all under 1 year	4.50	3.50	2.50
9. FAT CLASS - Fat Lamb, any breed under 1 year	4.50	3.50	2.50
10. Commercial Flock: 1 ram registered, 2 yearling ewes, 2 ewe lambs	4.50	3.50	2.50
11. Commercial yearling ewes	4.50	3.50	2.50
12. Commercial ewe lambs	4.50	3.50	2.50
Grand Champion Fat Lamb.....			\$8.00
Reserve Grand Champion Fat Lamb.....			\$5.50
a. Recognized breeds of goats will be Nubians, Saanen, Toggenburg, French Alpine, Angora.			
b. Ages for goats are computed from Jan. 1			
c. The Following classifications will be made for purebred registered animals under each breed except Class 20 - 24 in which all breeds will be shown together.			
13. Doe, up to 6 months of age	4.50	3.50	2.50
14. Doe, 6 - 12 months of age (not in milk and not previously freshened)	4.50	3.50	2.50
15. Doe, 12 - 24 months of age (not in milk and not previously freshened)	4.50	3.50	2.50
16. Doe, up to 24 months (in milk or previously freshened)	4.50	3.50	2.50
17. Doe, 24 months & older (in milk or previously freshened)	4.50	3.50	2.50
Champion Doe, any age.....			Ribbon and \$3.50
18. Buck, up to 6 months of age	4.50	3.50	2.50
19. Buck, 5 - 12 months of age	4.50	3.50	2.50
Champion buck, any age.....			Ribbon and \$3.50
20. Doe, up to 6 months of age	4.50	3.50	2.50
21. Doe, 6-12 months of age (not in milk or previously freshened)	4.50	3.50	2.50
22. Doe, 12-24 months of age (not in milk or previously freshened)	4.50	3.50	2.50
23. Doe, up to 24 months (in milk or previously freshened)	4.50	3.50	2.50
24. Doe, 24 months and older (in milk or previously freshened)	4.50	3.50	2.50
Champion Doe, any age			

DEPARTMENT E - SWINE

Superintendent – Doug Baetz & Doug Henke

- * Pedigrees must be exhibited upon request of superintendent or judge.
- * Pens must be cleaned by 7 a.m. each day.
- * Tusks to be removed from boars before entering Fairgrounds.
- * All swine must be placed by 1 p.m. Wednesday, July 24, and remain until 8:00 a.m. Sunday, July 28, 2024.
- * Recognized breeds of swine will be Duroc, Poland, China, Berkshire, Spotted Poland, Chester White, Hampshire and Yorkshire.
- * Standard swine classifications for 2024:
 - a. Fall boars and sows shall have been farrowed on or after Aug. 1, 2023 and before Jan. 1, 2024
 - b. January boars and gilts shall have farrowed on or after Jan. 1, 2023 and before Feb. 1, 2024
 - c. Senior spring boars and gilts shall be born on or after Feb. 1, 2023 and not after Feb. 28, 2024
 - d. Junior spring boars and gilts shall be farrowed after March 1, 2023
 - e. Young herd shall consist of a boar and 3 gilts farrowed after March 1, 2023
 - f. Get of sire shall consist of 4 animals either sex, the get of one boar, farrowed, the property of the exhibitor on or before Aug. 1, 2021
 - g. Produce of dam shall consist of 4 animals, either sex, the produce of 1 sow, farrowed, the property of the exhibitor on or before Aug. 1, 2023
 - h. Pen of market hogs consists of 3 head. All breeds for champion show together.

<i>Class</i>	<i>1st</i>	<i>2nd</i>	<i>3rd</i>		
1. January boar	4.50	3.50	2.50		
2. Senior spring boar	4.50	3.50	2.50		
3. Junior spring boar	4.50	3.50	2.50		
Champion boar.....				Ribbon and \$5.50	
Reserve Champion boar.....				Ribbon and \$3.00	
4. January gilt	4.50	3.50	2.50		
5. Senior spring gilt	4.50	3.50	2.50		
6. Junior spring gilt	4.50	3.50	2.50		
Champion sow and gilt.....				Ribbon and \$5.50	
Reserve Champion sow and gilt.....				Ribbon and \$3.00	
7. Young herd: 1 boar and 3 gilts under 1 year old, owned by exhibitor	4.50	3.50	2.50		
8. Produce of dam	4.50	3.50	2.50		
9. Get of sire	4.50	3.50	2.50		
<i>Class</i>	<i>1st</i>	<i>2nd</i>	<i>3rd</i>	<i>4th</i>	<i>5th</i>
10. Purebred Market hog	5.50	4.50	3.50	2.50	1.50
11. Crossbred Market hog	5.50	4.50	3.50	2.50	1.50
Grand champion Market hog.....					\$8.00
Champion Market hog.....					\$5.50
12. Pen of Market hogs, 180 to 240 lbs	4.50	3.50	2.50		
Champion pen of 3 Market hogs.....				Ribbon and \$5.50	

DEPARTMENT F - POULTRY

Superintendent - Andrea Kendig

* Classification - All poultry must be admitted by the Standard of Perfection. Fowls must be exhibited as Cock (over one year), Cockerel (under one year), Hen (over one year), Pullet (under one year), Old Pen (over one year), Young Pen (under one year), a pen consists of two females and one male.

* Rules - Singles cannot compete with pens, and specimens entered in pens cannot compete with singles nor can old singles or pens compete with young singles or pens.

* Each exhibitor must indicate on the entry tag which class the fowls are exhibited in (whether old or young, singles or pens and the name of the variety. None but pure bred fowls will be awarded premiums.

* Entries must be placed by 1 p.m. on Wednesday, July 24, and remain until 8:00 a.m. Sunday, July 28, 2024.

* All crates must be removed from the building site during the Fair.

* A competent poultry judge will be present to judge the fowls

according to the rules of the Standard of Perfection. Fowls on display are not to be handled by anyone, either exhibitor or visitor,

* Each exhibitor is responsible for their feeding and watering.

DIVISION I

<i>Class</i>	<i>1st</i>	<i>2nd</i>	<i>3rd</i>
1. Best Cock	2.50	1.50	1.00
2. Best Hen	2.50	1.50	1.00
3. Best Cockerel	2.50	1.50	1.00
4. Best Pullet	2.50	1.50	1.00
5. Best Capon	2.50	1.50	1.00
6. Best Pen, old	3.50	2.50	1.50
7. Best Pen, young	3.50	2.50	1.50
8. Best Pen of Hen & Chicks	3.50	2.50	1.50
Champion Poultry.....			\$5.50
Reserve Champion Poultry.....			\$3.00

Continued on next page

DIVISION II - ALL OTHER FOWL

Class	1st	2nd	3rd
9. Bantams Pair	2.50	1.50	1.25
10. Young Bronze Turkeys	2.50	1.50	1.00
11. White Geese	2.50	1.50	1.00
12. Young Narragansett Turkeys	2.50	1.50	1.00
13. Toulouse Geese	2.50	1.50	1.00
14. Pekin Duck	2.50	1.50	1.00
15. Runner duck	2.50	1.50	1.00
16. English call Duck	2.50	1.50	1.00
17. Duck	2.50	1.50	1.00
Champion of all best pens.....	\$5.50		
Reserve Champion of all other fowl.....	\$3.00		
18. Pigeons, a pair	2.50	1.50	1.25

DEPARTMENT G - RABBITS

Superintendent - Beth Schultze

* Entries must be placed by 1 p.m. on Wednesday, July 24, and remain until 8:00 a.m. Sunday, July 28, 2024.

* Exhibitors may enter only two (2) items per class (except where indicated).

* Classes will be divided at the discretion of the superintendent.

* All standard and cross breeds will be eligible and will have three classes in both males and females. Junior class under 6 months; 6 to 8 months; senior class over 8 months.

Class	1st	2nd	3rd
1. Meat, 3 rabbits, maximum weight 5 pounds each	2.50	2.00	1.50
2. Junior doe	2.25	1.50	1.25
3. 6 - 8 months doe	2.25	1.50	1.25
4. Senior doe	2.25	1.50	1.25
5. Junior buck	2.25	1.50	1.25
6. 6 - 8 months buck	2.25	1.50	1.25
7. Senior buck	2.25	1.50	1.25
Champion rabbit.....	\$5.50		
Reserve Champion Rabbit.....	\$3.00		

DEPARTMENT H - AGRICULTURE

Superintendent - Linda Ubelaker

A Showcase Sweepstake Award will be awarded to the overall Grand Champion in this Department

* Classes will be divided at the discretion of the superintendent.

* All entries must be registered and in place by 1 p.m. Wednesday, July 24. Exhibits will be checked out by superintendents Sunday, July 28, at 8:00 a.m. The Fair Board will not be responsible for articles left after that time.

* All exhibits must have been grown by exhibitor and in Kansas during the season of 2024 unless otherwise stated.

* No duplicate samples for exhibition shall be admitted in any class by the same exhibitor.

* Name of exhibitor and variety name of product may be displayed with exhibit after the awards have been made.

* Exact number of specimen and quantity must be followed according to the following rules.

* One premium will be paid per class per form.

CROPS

Class	1st	2nd	3rd
1. Wheat, market - an entry consists of 10 pounds of bin run wheat (should have chaff and stems removed). One entry per variety may be made	2.50	1.50	1.00
Seed, 1 gallon			
2. Wheat, hybrid	2.50	1.50	1.00
3. Strong Gluten varieties Tam I 105, Tam J 107, Eagle, Bennett, Arkan, Newton, Hawk, Centurk, and other similar varieties.	2.50	1.50	1.00
4. Medium Gluten varieties Triumph, Sage, Scout, Larned, Vona, Wings, and other similar varieties.	2.50	1.50	1.00
<i>All wheat samples show for Champion Ribbon.</i>			
5. Oats	2.50	1.50	1.00
6. Barley, all varieties	2.50	1.50	1.00
The following may be 1 year old			
7. Alfalfa seed	2.50	1.50	1.00
8. Sweet Clover seed	2.50	1.50	1.00
9. Brome Grass seed	2.50	1.50	1.00
10. Forage sorghum seed	2.50	1.50	1.00
11. Grain sorghum seed	2.50	1.50	1.00
12. Grain sorghum seed	2.50	1.50	1.00
New Corn, 10 each			
13. Hybrid white	2.50	1.50	1.00
14. Hybrid yellow	2.50	1.50	1.00
15. Sweet corn	2.50	1.50	1.00
16. Popcorn	2.50	1.50	1.00
17. Tallest stalk of corn	2.50	1.50	1.00
18. Longest ear of corn	2.50	1.50	1.00
Sorghum Heads, 10 heads			
19. Longest head of milo, new	2.00	1.25	1.00
20. Hybrid Red milo	2.00	1.25	1.00
21. Hybrid Yellow milo	2.00	1.25	1.00
22. Hybrid White milo	2.00	1.25	1.00
23. Forage Sorghum, all varieties (except black cane)	2.00	1.25	1.00
Forage in bundles, 3 inches across cut 6 inches from ground			
24. Sudan grass bundle	2.00	1.25	1.00
25. Sorghum for silage bundle (except black cane)	2.00	1.25	1.00
26. Prairie Hay, 1 bale	3.50	2.50	1.50
27. Alfalfa Hay, 1 bale	3.50	2.50	1.50
28. Sunflower, seed varieties 2 heads	2.00	1.25	1.00
29. Sunflower, oil varieties 2 heads	2.00	1.25	1.00
Fruits			
30. Red Delicious Apple, 5 spec	1.50	1.25	1.00
31. Yellow Delicious Apple, 5 spec	1.50	1.25	1.00
32. Jonathan Apple, 5 spec	1.50	1.25	1.00
33. Other Varieties, 5 spec	1.50	1.25	1.00
34. Crab Apples, any variety, 10 spec	1.50	1.25	1.00
35. Peaches yellow, 5 spec	1.50	1.25	1.00
36. Peaches white, 5 spec	1.50	1.25	1.00
37. Pears, any variety, 5 spec	1.50	1.25	1.00
38. Plums, any variety, 10 spec	1.50	1.25	1.00
39. Grapes, any variety, 3 bunches	1.50	1.25	1.00
40. Black walnuts, 10 nuts	1.50	1.25	1.00
Honey			
41. Comb Honey, all grades, 1lb	1.50	1.25	1.00
42. Extracted Honey, all grades, 1lb	1.50	1.25	1.00

Continued to the next page

VEGETABLES

Class	1st	2nd	3rd
Potatoes - 16 potatoes constitute an exhibit			
43. Cobbler	2.00	1.25	1.00
44. Pontiac	2.00	1.25	1.00
45. Norland	2.00	1.25	1.00
46. All other varieties	2.00	1.25	1.00
Onions			
47. White, 5 spec	1.50	1.25	1.00
48. Yellow, 5 spec	1.50	1.25	1.00
49. Red, 5 spec	1.50	1.25	1.00
50. Shallots, 5 bunches	1.50	1.25	1.00
Melons			
51. Long grey	2.00	1.25	1.00
52. Long green	2.00	1.25	1.00
53. Long striped	2.00	1.25	1.00
54. Round green	2.00	1.25	1.00
55. Round striped	2.00	1.25	1.00
56. Ice box	2.00	1.25	1.00
57. Honey-Dew	2.00	1.25	1.00
58. Cantaloupe	2.00	1.25	1.00
Miscellaneous			
59. Cabbage, 1 head, any variety	1.50	1.25	1.00
60. Pie Pumpkin, 1 spec	1.50	1.25	1.00
61. Field Pumpkin, 1 spec	1.50	1.25	1.00
62. Zucchini Squash	1.50	1.25	1.00
63. Straight-neck Squash	1.50	1.25	1.00
64. Crookneck Squash	1.50	1.25	1.00
65. All other winter squash, White Bush, etc	1.50	1.25	1.00
66. Butternut Squash	1.50	1.25	1.00
67. Acorn Squash	1.50	1.25	1.00
68. Spaghetti Squash	1.50	1.25	1.00
69. Hubbard Squash	1.50	1.25	1.00
70. All other summer squash, Delicious, Cashew, Banana, scallop, etc	1.50	1.25	1.00
71. Carrots, 3 spec	1.50	1.25	1.00
72. Table beets, 3 spec	1.50	1.25	1.00
73. Cucumbers, slicers, 3 spec	1.50	1.25	1.00
74. Cucumbers, pickling, 5 spec	1.50	1.25	1.00
75. Parsnips, 3 spec	1.50	1.25	1.00
76. Sweet Peppers, 3 spec	1.50	1.25	1.00
77. Hot Peppers, 3 spec	1.50	1.25	1.00
78. Tomatoes, large red 3 spec	1.50	1.25	1.00
79. Tomatoes, large yellow, 3 spec	1.50	1.25	1.00
80. Tomatoes, preserving, 10 spec	1.50	1.25	1.00
81. Cherry Tomatoes	1.50	1.25	1.00
82. Eggplant, 1 spec	1.50	1.25	1.00
83. Okra, 3 spec	1.50	1.25	1.00
84. Rhubarb, 3 stalks	1.50	1.25	1.00
85. Turnips, 3 spec	1.50	1.25	1.00
86. Beans, table yellow, 10 spec	1.50	1.25	1.00
87. Beans, table green, 10 spec	1.50	1.25	1.00
88. Black eyed peas, 10 spec	1.50	1.25	1.00
89. Lima Beans, 10 spec	1.50	1.25	1.00
90. Broccoli, 1 head	1.50	1.25	1.00
91. Kohlrabi, 3 spec	1.50	1.25	1.00
92. Most unusual vegetable	1.50	1.25	1.00
93. Best display of Garden Produce	5.50	3.50	2.00

Consists of at least 5 different garden fresh vegetables (canned vegetables not acceptable). Only one variety of each species should be included.

NOTE: A guide to the number of each are included in the following examples and can be expanded to vegetables of like size:

*1 each - large vegetables (watermelon, squash, pumpkin, eggplant, cabbage, muskmelon, etc.)

*5 each - medium vegetables (cucumbers, tomatoes, carrots, beets, onions, peppers, potatoes, okra, sweet potatoes, etc.)

*12 each - small vegetables (beans, peas, radishes, etc.)

Quality and condition are of major importance. Slightly under ripe vegetables will usually make the best fair exhibit.

HOME ECONOMICS DEPARTMENTS

- All individuals are urged to exhibit.
 - No first premium will be awarded in a class where there is no competition, unless the article is of unusual merit.**
 - Each exhibitor shall be limited to three (3) entries in any one class. **These rules apply to all departments unless otherwise specified**
- *Entries may be checked in Wed., July 24, 7:30 a.m. to 1 p.m.
*Exhibitors may enter only three (3) items per class (except where indicated).
*Entries will be checked out by the superintendents Sunday afternoon, July 28, 2024 at 8:00 a.m.
*All articles must be the work of the exhibitor.

CLASS WILL BE DIVIDED AT THE DISCRETION OF THE SUPERINTENDENT.

DEPARTMENT I - QUILTS

Superintendents – Gerry Yost, Joan Smith

*Solomon Valley Area Quilt Guild will award \$10 prize and ribbon to the quilt with the best use of color and design.

Class	1st	2nd	3rd
1. Quilt, embroidered	5.00	4.00	3.00
2. Quilt, applique	5.00	4.00	3.00
3. Quilt, cross stitch	5.00	4.00	3.00
4. Quilt, hand quilting	5.00	4.00	3.00
5. Machine quilting-non professional	5.00	4.00	3.00
6. Piecing	5.00	4.00	3.00
7. Child's quilt, any design	5.00	4.00	3.00
8. Lap Quilt	5.00	4.00	3.00
9. Quilt made by age 14 or under	5.00	4.00	3.00
10. Quilt, tied by age 14 or under	5.00	4.00	3.00
11. Whole cloth quilt	5.00	4.00	3.00
12. Quilt made by two or more people	5.00	4.00	3.00
13. Crazy Quilt	5.00	4.00	3.00
14. Folk Quilt	5.00	4.00	3.00
15. Quilted garment	5.00	4.00	3.00
16. Quilted pillow	5.00	4.00	3.00
17. Quilt made by person over 70 years	5.00	4.00	3.00
18. Other	5.00	4.00	3.00
19. Professional Machine Quilter Computerized	5.00	4.00	3.00
20. Professional Machine Quilter Free Motion	5.00	4.00	3.00
Wall hanging			
21. Wall hanging, pieced	3.50	3.00	2.50
22. Wall hanging, applique	3.50	3.00	2.50
23. Wall hanging, quick method	3.50	3.00	2.50
24. Mini pieced wall hanging	3.50	3.00	2.50
25. Mini applique wall hanging	3.50	3.00	2.50
26. Paper pieced wall hanging	3.50	3.00	2.50

Continued to the next page

27. Table runners	3.50	3.00	2.50
28. Table topper	3.50	3.00	2.50
29. Other wall hanging	3.50	3.00	2.50
Grand Champion Quilt.....	\$10.25		
Reserve Grand Champion Quilt.....	\$7.75		

DEPARTMENT J - FANCYWORK, CLOTHING & TEXTILES

Superintendent - Teresa Pruter

***No first or champion premium in a class without competition unless article has unusual merit.**

***Only work that has not been previously exhibited will be accepted.**

Class	1st	2nd	3rd
Crocheting			
1. Bedspread	2.50	2.00	1.50
2. Afghan	3.00	2.25	1.50
3. Luncheon Cloth	1.50	1.25	1.00
4. Centerpiece (14" and over)	1.50	1.25	1.00
5. Place Mats - set	1.50	1.25	1.00
6. Scarves and Wall Panels	1.50	1.25	1.00
7. Buffet Vanity Chair Set	1.50	1.25	1.00
8. Doilies	1.50	1.25	1.00
9. Pot Holders & Hot Plate Mats	1.50	1.25	1.00
10. Pillow Cases, crocheted edge	1.50	1.25	1.00
11. Other Household Accessories			
Pillows, Etc.	1.50	1.25	1.00
12. Sweater or blouse	2.50	2.00	1.00
13. Fashion Accessories	1.50	1.25	1.00
14. Edgings and Insertions	1.50	1.25	1.00
15. Baby Afghan	2.00	1.50	1.25
16. Baby Sweater Set & Christening Gown	2.00	1.50	1.25
17. Others (rugs, toys, etc.)	1.50	1.25	1.00
18. Article by person over 70 years	1.50	1.25	1.00
19. Crocheted item by youth (12 and under)	1.50	1.25	1.00
Champion Crocheting.....	\$3.50		
Knitting			
20. Afghan	3.00	2.25	1.50
21. Baby Afghan	3.00	2.25	1.50
22. Doily, fine thread	1.50	1.25	1.00
23. Lady's Sweater	2.50	2.00	1.50
24. Men's Sweater	2.50	2.00	1.50
25. Child's Sweater	2.50	2.00	1.50
26. Stole, Coat or Poncho	2.50	2.00	1.50
27. Baby Set	2.00	1.50	1.25
28. Hat	1.50	1.25	1.00
29. Mittens	1.50	1.25	1.00
30. Scarf	1.50	1.25	1.00
31. Pot Holder	1.50	1.25	1.00
32. Toy	1.50	1.25	1.00
33. Other	2.00	1.25	1.25
34. Knitted item by youth (12 and under)	2.00	1.25	1.25
35. Article by person over 70 years	2.00	1.25	1.25
Champion Knitting.....	\$3.50		
Tatting			
36. Tatted piece	2.50	2.00	1.50
Weaving			
37. Tied weaving	1.50	1.25	1.00

38. Loom weaving	1.50	1.25	1.00
Champion weaving.....	\$3.50		

Latch Hook

39. Wall Hanging	2.00	1.50	1.25
40. Rug	2.00	1.50	1.25
41. Pillow	2.00	1.50	1.25
Champion Latch Hook.....	\$3.50		

Needlepoint

42. Any Items			
a. Adult 15 and older			
b. Youth 14 and under			
Champion Needlepoint.....	\$3.50		

Embroidery

43. Luncheon Cloth or Table Cloth	2.00	1.50	1.00
44. Pillow Cases or Tea Towel Set	1.50	1.25	1.00
45. Household Accessories	1.50	1.25	1.00
46. Pictures	1.50	1.25	1.00
47. Fashion Accessories	1.50	1.25	1.00
48. Bargello	1.50	1.25	1.00
a. Adult 15 and older			
b. Youth 14 and under			
Champion Embroidery.....	\$3.50		

Cross Stitching

49. Any Item	1.50	1.25	1.00
a. Adult 15 and older			
b. Youth 14 and under			
Champion Cross Stitch.....	\$3.50		

Applique

50. Large Hand Applique Item	3.00	2.25	1.50
51. Small Hand Applique Item	1.50	1.25	1.00
52. Large Machine Applique Item	2.00	1.50	1.25
53. Small Machine Applique Item	1.50	1.25	1.00
a. Adult 15 and older			
b. Youth 14 and under			

Cut Work

54. Any Item, Hand Cut Work	2.00	1.50	1.25
55. Any Item, Machine Cut Work	1.50	1.25	1.00
56. Braided Item	1.50	1.25	1.00
a. Adult 15 and older			
b. Youth 14 and under			

Champion Applique and Cut Work.....	\$3.50		
Grand Champion Fancywork.....	\$5.50		
Reserve Grand Champion Fancywork.....	\$3.00		

CLOTHING AND TEXTILES

***Only garments eligible are those that have not been previously entered.**

***Garments must be clean.**

- a. 13 & under
- b. 14-19
- c. 20 - 69
- d. 70 & up

Class	1st	2nd	3rd
1. Tailored suits, coat or dress	3.50	2.00	1.50
2. Men's tailored suit	3.50	2.00	1.50
3 Dress	2.50	1.50	1.00
4. Pants suit	2.50	1.50	1.00
5. Child's garment	1.50	1.25	1.00
6. Shirt for boy or man	1.50	1.25	1.00
7. House coat or lounging wear	1.50	1.25	1.00

Continued to the next page

8. Skirt	1.50	1.25	1.00
9. Blouse	1.50	1.25	1.00
10. Men's Slacks	1.50	1.25	1.00
11. Jump Suit	1.50	1.25	1.00
12. Miscellaneous	1.50	1.25	1.00
13. Pillow	1.50	1.25	1.00
14. Wedding dress	1.50	1.25	1.00
15. Formal wear	1.50	1.25	1.00
16. Jumper	1.50	1.25	1.00
Champion Exhibit.....			\$3.50
Champion Clothing Exhibit.....			\$5.50
Reserve Champion Clothing Exhibit.....			\$3.00

DEPARTMENT K - CULINARY

Superintendent - Wilda Carswell, Mona Marler

*An entry must be baked or canned by the individual in whose name the entry is listed.

*Recipes should be included for all entries.

*Food will be sold at the food sale if so desired by the exhibitor.

*CLASSES WILL BE DIVIDED AT THE DISCRETION OF THE SUPERINTENDENT.

*A champion in each class will be awarded if competition merits....\$3.50

Recipes must be included with all Baking entries.

Class	1st	2nd	3rd
Yeast Breads			
1. White loaf	1.75	1.50	1.00
2. Whole wheat loaf	1.75	1.50	1.00
3. White whole wheat loaf	1.75	1.50	1.00
4. Other yeast loaf	1.75	1.50	1.00
5. Yeast rolls (3)	1.75	1.50	1.00
6. Sweet rolls (3)	1.75	1.50	1.00
7. Yeast coffee cake	1.75	1.50	1.00
8. Bread Machine loaf	1.75	1.50	1.00
Batter Breads			
9. Batter coffee cake	1.75	1.50	1.00
10. Quick breads - nut or fruit	1.75	1.50	1.00
11. Muffins or biscuits	1.75	1.50	1.00
Cakes			
12. Angel food cake	3.50	2.50	1.50
13. Sponge cake	3.50	2.50	1.50
14. Chiffon cake	3.50	2.50	1.50
15. Layer cake, frosted	3.00	2.00	1.50
16. Miscellaneous cakes	3.00	2.00	1.25
17. Decorated cakes	3.50	2.50	1.50
18. Pound cake	3.50	2.50	1.50
Pies			
19. Double crust fruit	3.50	2.50	1.50
Cookies			
20. Rolled cookies (3)	1.50	1.25	1.00
21. Refrigerated cookies (3)	1.50	1.25	1.00
22. Drop cookies (3)	1.50	1.25	1.00
23. Fancy cookies (3)	1.50	1.25	1.00
24. Brownies (3)	1.50	1.25	1.00
25. Bar cookies (3)	1.50	1.25	1.00
26. Unbaked cookies (3)	1.50	1.25	1.00

Recipes must be included with all baking entries.

Children 10 and Under

27. Drop cookies (3)	1.50	1.25	1.00
28. Bar cookies (3)	1.50	1.25	1.00
29. Brownies (3)	1.50	1.25	1.00
30. Unbaked cookies (3)	1.50	1.25	1.00
31. Cupcakes (3)	1.50	1.25	1.00
32. Biscuits or muffins (3)	1.50	1.25	1.00
33. Quick Breads	1.50	1.25	1.00
Grand Champion Adult Baking.....			\$5.50
Reserve Grand Champion Adult Baking.....			\$3.00
Grand Champion Youth Baking.....			\$5.50
Reserve Grand Champion Youth Baking.....			\$3.00

FOOD PRESERVATION

Single Jars of Canning

* All entries should be in regulation jars with rings.

* All entries should follow updated USDA recommendations (available from local Extension Office).

* May be opened to taste in judging

Class	1st	2nd	3rd
1. Best jar of peaches	1.50	1.25	1.00
2. Best jar of pears	1.50	1.25	1.00
3. Best jar of apples	1.50	1.25	1.00
4. Best jar of cherries or plums	1.50	1.25	1.00
5. Best jar of apricots	1.50	1.25	1.00
6. Best jar of rhubarb	1.50	1.25	1.00
7. Other fruit	1.50	1.25	1.00
8. Best jar of tomatoes	1.50	1.25	1.00
9. Best jar of tomato juice	1.50	1.25	1.00
10. Best jar of sweet corn	1.50	1.25	1.00
11. Best jar of beans	1.50	1.25	1.00
12. Best jar of peas	1.50	1.25	1.00
13. Best jar of beets	1.50	1.25	1.00
14. Best jar of carrots	1.50	1.25	1.00
15. Other vegetable	1.50	1.25	1.00
16. Canned sauce (chilli, catsup)	1.50	1.25	1.00
17. Sweet pickles	1.50	1.25	1.00
18. Bread and Butter pickles	1.50	1.25	1.00
19. Dill pickles	1.50	1.25	1.00
20. Pickle relish	1.50	1.25	1.00
21. Other pickles	1.50	1.25	1.00
22. Other relish	1.50	1.25	1.00
23. Single jar of jelly	1.50	1.25	1.00
24. Single jar of jam	1.50	1.25	1.00
25. Single jar of salsa	1.50	1.25	1.00

Collections of Canning

26. Best collection of vegetables (3 different)	3.50	2.50	1.50
27. Best collection of fruit (3 different)	3.50	2.50	1.50
28. *Best collection of jellies (3 kinds)	2.00	1.50	1.25
29. *Best collection of preserves (3 kinds)	2.00	1.50	1.25
30. Best collection of pickles (3 kinds)	2.00	1.50	1.25
31. Other canning	2.00	1.50	1.25

Grand Champion canning.....\$5.50

Reserve Champion.....\$3.00

DEPARTMENT L - BOOTHS

Superintendent - Linda Ubelaker

*Banners are a two dimensional display, depicting one idea. The theme guidelines are the same for booths. Banners should be made out of flame-resistant material. Dimensions are to be no less than 12 or more than 16 square feet, with a minimum of 3 feet on one side. Banners must be hung on a rod and rope or hanging wire, strong enough to support the banner. Banners should be made of materials that permit the banner to be folded or rolled without damaging the display.

*Clubs may exhibit both a banner and a booth, but may only receive premium on one. Clubs must designate their choice for premium prior to the judging.

*Entries should be in place by 1:00 p.m., Wednesday, July 24.

*Exhibits should be labeled with club name and class.

*Criteria for awards:

- | | |
|--|-----|
| a. General appearance and attractiveness | 20% |
| b. Interest and originality | 20% |
| c. Quality of display material | 30% |
| d. Educational value | 30% |

Class	1st	2nd	3rd
1. Banners	15.50	10.50	5.50
2. FCCLA Fair Booth 6 x 6 feet	15.50	10.50	5.50
3. All other booths	15.50	10.50	5.50
4. FFA Booth, 6 x 6 feet	15.50	10.50	5.50

DEPARTMENT M - FLORAL

Superintendent - Teresa Rohr

A Showcase Sweepstake Award will be awarded to the overall Grand Champion in this Department

HORTICULTURE

*Entries will be checked in Thursday morning, July 25, 8-10 a.m. Judging will begin at 10 a.m. SHARP. All entries arriving after 10 a.m. will be EXHIBIT ONLY.

Division I - Cut flowers and plants

*All entries must remain in place until 8:00 a.m. Sunday, July 28, 2024. Entries will be checked out by the superintendent Sunday morning from 8:00-8:30 a.m.

*All entries in this division must be grown by the exhibitor.

*Each specimen must have attached foliage except the Surprise Lily.

*All cut flowers must be displayed in clear glass containers (plastic upsets). Do not use foil or any other covering. The judge must be able to see the foliage. Flower entries in unsuitable containers will be for display only. (Won't be judged)

*Enter all flowers and plants in the proper class. If not they will not be judged.

*A specimen will be judged by the following points:

- | | |
|--------------------------------------|-----------|
| a. Color | 15 points |
| b. Form | 25 points |
| c. Substance | 10 points |
| d. Size | 20 points |
| e. Foliage and stem | 15 points |
| f. Distinction of species or variety | 5 points |
| g. Condition | 10 points |

Categories

- | |
|---------------------|
| a. age 13 and under |
| b. age 14 and older |

Class	1st	2nd	3rd
1. Rose Hybrid Tea (1 bloom)	1.50	1.25	1.00
2. Rose Hybrid Tea (1 bud)	1.50	1.25	1.00
3. Rose Floribunda (1 spray)	1.50	1.25	1.00
4. Rose Grandiflora (spray)	1.50	1.25	1.00
5. Rose Miniature (1 bloom)	1.50	1.25	1.00
6. Delphi mum (1 spike)	1.50	1.25	1.00
7. Dahlia, large (1 bloom)	1.50	1.25	1.00
8. Dahlia, small (1 bloom)	1.50	1.25	1.00
9. Zinnias, small (3 blooms, 1 color)	1.50	1.25	1.00
10. Zinnias, Giant Dahlia Flowered (1 bloom)	1.50	1.25	1.00
11. Zinnias, giant cactus flowered or quilled (1 bloom)	1.50	1.25	1.00
12. Zinnias, mixed colors (3 blooms)	1.50	1.25	1.00
13. Gladiolus, plain (1 spike)	1.50	1.25	1.00
14. Gladiolus, ruffled (1 spike)	1.50	1.25	1.00
15. Marigolds, large (1 bloom)	1.50	1.25	1.00
16. Marigolds, small (3 blooms)	1.50	1.25	1.00
17. Surprise Lily (1 stem)	1.50	1.25	1.00
18. Phlox, (1stem) annual; perennial	1.50	1.25	1.00
19. Cockscomb, crested (1 stem)	1.50	1.25	1.00
20. Cockscomb, (Celosia) plume type	1.50	1.25	1.00
21. Asters (3 blooms)	1.50	1.25	1.00
22. Snapdragon (1 spike)	1.50	1.25	1.00
23. Snapdragon (miniature) 1 spike	1.50	1.25	1.00
24. Petunias (3 stems any color)	1.50	1.25	1.00
25. Petunias, ruffled (3 blooms)	1.50	1.25	1.00
26. Petunias, double (3 blooms)	1.50	1.25	1.00
27. Petunias, plain (3 blooms)	1.50	1.25	1.00
28. Petunias, single (3 blooms)	1.50	1.25	1.00
29. Cosmos (3 blooms)	1.50	1.25	1.00
30. Verbena (3 blooms)	1.50	1.25	1.00
31. Sweet William (1stem)	1.50	1.25	1.00
32. Balsam (1 stem)	1.50	1.25	1.00
33. Daisy (3 blooms)	1.50	1.25	1.00
34. Hydrangeas (1 stem)	1.50	1.25	1.00
35. Flower not classed (1 spec) given name	1.50	1.25	1.00
36. Sweet peas (1 stem)	1.50	1.25	1.00
37. Sunflowers (1 stem)	1.50	1.25	1.00
38. Coleus (1 bloom)	1.50	1.25	1.00
39. Rose Moss (1 stem)	1.50	1.25	1.00
40. Black Eyed Susan (3 blooms)	1.50	1.25	1.00
41. Hibiscus	1.50	1.25	1.00
42. Vinca	1.50	1.25	1.00
43. Impatience	1.50	1.25	1.00

Division II - plants

*Potted plants must stay until Saturday at 1 p.m. Plants must be in soil and grown by exhibitor 90 days.

Class	1st	2nd	3rd
44. Terrarium	1.50	1.25	1.00
45. African Violet (1 plant)	1.50	1.25	1.00
46. Ferns	1.50	1.25	1.00
47. Cactus and other succulents	1.50	1.25	1.00
48. Small flowering foliage (1 plant)	1.50	1.25	1.00
49. Non-flowering foliage plant	1.50	1.25	1.00
50. Vining foliage	1.50	1.25	1.00
51. Geranium (1 plant)	1.50	1.25	1.00
52. Flowering Begonias (1 plant)	1.50	1.25	1.00

Continued to the next page

Division III - planted

53. A group of four or more different varieties artfully arranged in a container	1.50	1.25	1.00
--	------	------	------

ARRANGEMENTS

*Flowers need not be grown by the exhibitor, but the arrangement must be made by the exhibitor. Accessories are permitted.

*Arrangements will be judged by the following point scale:

- a. Suitability to placements 20 points
- b. Design 30 points
- c. Color and texture 20 points
- d. Distinction 20 points
- e. Condition 10 points

*Entries will be checked out by superintendent Sunday morning, July 30, 2023, starting at 8:00 a.m. All exhibits must be removed from the building.

Division I - garden flower arrangements

<i>Class</i>	<i>1st</i>	<i>2nd</i>	<i>3rd</i>
54. Artistic	1.50	1.25	1.00
55. Dinner-table	1.50	1.25	1.00
56. Miniature (not over 5" in any dimension)	1.50	1.25	1.00
57. Coffee table	1.50	1.25	1.00
58. Variety of garden flowers	1.50	1.25	1.00
59. Garden flowers (one kind only)	1.50	1.25	1.00
60. Flowers in unusual container (other greenery and accessories may be added to arrangement)	1.50	1.25	1.00

Division II - Kansas Heritage

61. Wild flowers	1.50	1.25	1.00
62. Dried, or preserved natural color	1.50	1.25	1.00

DEPARTMENT N - ART

Superintendent – Teresa Rohr

A Showcase Sweepstake Award will be awarded to the overall Grand Champion in this Department

- *Entry time: Wednesday, July 24, 7:30 a.m. to 1 p.m.
- *Entries will be checked out by the superintendent Sunday, July 28, 2024 at 8 a.m.
- *Classes will be divided at the discretion of the superintendent.
- *All art must be the work of the exhibitor.
- *All paintings and drawings entered **must be mounted** or framed and with eye hooks and wire for hanging.
- *All articles must have the exhibitor's name and address on back.
- *Only those articles that have not previously entered are eligible.
- *Pictures may be covered with transparent material for their protection.
- *Pictures must be original, no numbered paintings or copies will be accepted.
- *Read general information page.
- *No iron-on stencils accepted.
- *Each of the following categories may enter two (2) paintings or photographs in each class.
 - a. 13 and under
 - b. 14 - 19
 - c. 20 and up
 - d. Professional - sold \$400 worth of pictures or 1 year college.

<i>Class</i>	<i>1st</i>	<i>2nd</i>	<i>3rd</i>
1. Oil painting	5.50	3.50	2.50
2. Acrylics	5.50	3.50	2.50
3. Water Color	5.50	3.50	2.50
4. Pastel - charcoal	5.50	3.50	2.50
5. Ink scratch board	5.50	3.50	2.50
6. Pencil	5.50	3.50	2.50
7. Print making	5.50	3.50	2.50

13 & under only

8. Crayon	3.25	2.25	1.25
9. Pencil	3.25	2.25	1.25
10. Painting	3.25	2.25	1.25
11. Other Misc. Arts	3.25	2.25	1.25

Best of Show - Art.....\$10.50

Photography

a. 13 and under			
b. 14-19			
c. 20 and up			
d. Professional - sold \$400 worth of pictures or 1 year college.			
12. 5 x 7 Black & White	3.50	2.50	1.50
13. 5 x 7 Color	3.50	2.50	1.50
14. 8 x 10 Black & White	5.50	3.50	2.50
15. 8 x 10 Color	5.50	3.50	2.50
16. 11 x 14 or larger (black & white or color)	5.50	3.50	2.50
17. Sequence of 3 snapshots	3.50	3.00	2.25
Best of Show - Photo.....	\$10.50		

**DEPARTMENT O
CRAFTS & CERAMICS**

Superintendent – Rebecca Adcock

A Showcase Sweepstake Award will be awarded to the overall Grand Champion in this Department

- *Classes will be divided at the discretion of the superintendent.
- *All art must be the work of the exhibitor.
- *All crafts entered should be finished for intended use.
- *No item previously exhibited will be accepted.
- *Each of the following categories may enter 3 craft exhibits in each class
 - a. 14 & Under
 - b. 15-59
 - c. 60 & Over
 - d. Professional (instructor or craft show owner)
- *A Champion in each division will be awarded if competition merits \$3.50

<i>Class</i>	<i>1st</i>	<i>2nd</i>	<i>3rd</i>
1. Handmade jewelry	1.50	1.25	1.00
2. Beadwork	1.50	1.25	1.00
3. Woodworking	1.50	1.25	1.00
4. Woodburning	1.50	1.25	1.00
5. Hand tool leather craft	1.50	1.25	1.00
6. Decoupage	1.50	1.25	1.00
7. Textile painting (puffer paint, etc.)	1.50	1.25	1.00
8. Macrame	1.50	1.25	1.00
9. Tole painting	1.50	1.25	1.00
10. String art	1.50	1.25	1.00
11. Models	1.50	1.25	1.00
12. Natural Crafts (flowers, corn husk, wheat weaving and baskets)	1.50	1.25	1.00

Continued to the next page

13. Flower arrangements	1.50	1.25	1.00
14. Quilling	1.50	1.25	1.00
15. Dough Art	1.50	1.25	1.00
16. Dolls	1.50	1.25	1.00
17. Stuffed animals	1.50	1.25	1.00
18. Miscellaneous crafts	1.50	1.25	1.00
19. Relief carving, country carving	1.50	1.25	1.00
20. Wall hangings	1.50	1.25	1.00
21. Crafts made from recycled materials	1.50	1.25	1.00
22. Household appliance covers (large)	1.50	1.25	1.00
23. Household appliance covers (small)	1.50	1.25	1.00
24. Miscellaneous Wearable Craft	1.50	1.25	1.00
25. Homemade soup	1.50	1.25	1.00
26. Homemade children's game	1.50	1.25	1.00
27. Christmas ornament	1.50	1.25	1.00
28. Pipe cleaner art	1.50	1.25	1.00
29. Bible school crafts	1.50	1.25	1.00
30. Model Rockets	1.50	1.25	1.00
31. Lego's	1.50	1.25	1.00

Scrapbooking

32. Single Page	1.50	1.25	1.00
33. Double Page	1.50	1.25	1.00
34. Greeting Cards	1.50	1.25	1.00
35. Album	1.50	1.25	1.00
36. Other Misc Scrapbooking	1.50	1.25	1.00

Ball point painting

37. Large items	1.50	1.25	1.00
38. Small items	1.50	1.25	1.00

Handmade flowers

39. Artificial items (paper, fabric, silk, etc)	1.50	1.25	1.00
40. Natural items (feathers, dried materials)	1.50	1.25	1.00
41. Misc. flowers	1.50	1.25	1.00
42. Padded fabric craft	1.50	1.25	1.00

Collections

43. Coins, pencils, doll, etc. (Must have a 3"x5" card explaining why you collect items, and in a flat box for display)

Grand Champion - craft.....	1.50	1.25	1.00	\$5.50
Reserve Grand Champion - craft.....				\$3.00

CERAMICS

*Only work that has not been previously exhibited will be accepted.

*Classes will be divided at the discretion of the superintendent

*Only two pieces per class

*Each class will have the following divisions:

- a. 1st grade and under
- b. 2nd through 4th grades
- c. 5th through 8th grades
- d. Beginning adult
- e. Intermediate adult
- f. 60-75
- g. Over 75

*A champion in each division will be awarded if completion merits.....\$3.50

*Grand Champion (one overall).....\$5.00

*Reserve Grand Champion.....\$2.75

<i>Class</i>	<i>1st</i>	<i>2nd</i>	<i>3rd</i>
1. Plain glaze	1.50	1.25	1.00
2. Under glazed and overglaze with glaze finish	1.50	1.25	1.00
3. Stained piece, one color	1.50	1.25	1.00
4. Stained, 1 color, antiqued	1.50	1.25	1.00
5. Stained piece (2 or more colors)	1.50	1.25	1.00
6. Stained piece (2 or more colors antiqued)	1.50	1.25	1.00
7. Dry Brush	1.50	1.25	1.00
8. Plain Glaze (Decals glazed)	1.50	1.25	1.00
9. Hand built ceramics	1.50	1.25	1.00
10. Potter's wheel (thrown ceramics)	1.50	1.25	1.00
11. Porcelain	1.50	1.25	1.00
12. Special effects - crystal, puffed & etc	1.50	1.25	1.00
13. Overglaze of luster, gold & mother of pearl	1.50	1.25	1.00
14. Air brushed	1.50	1.25	1.00
15. Chalking	1.50	1.25	1.00

DEPARTMENT P - WOODWORKING

Superintendent - Amanda Schultze

<i>Class</i>	<i>1st</i>	<i>2nd</i>	<i>3rd</i>	
1. Large indoor article	1.50	1.25	1.00	
2. Small indoor article				
ages 7 - 13	1.50	1.25	1.00	
ages 14 & over	1.50	1.25	1.00	
professional	1.50	1.25	1.00	
3. Outdoor article	1.50	1.25	1.00	
4. Woodturning				
ages 1 - 13	1.50	1.25	1.00	
ages 14 & over	1.50	1.25	1.00	
professional	1.50	1.25	1.00	
5. Wood and other medium (glass, plastic, or metal)				
ages 7 - 13	1.50	1.25	1.00	
ages 14 & over	1.50	1.25	1.00	
professional	1.50	1.25	1.00	
6. Refinished piece	1.50	1.25	1.00	
Grand Champion (overall).....				\$5.50
Reserve Grand Champion (overall).....				\$3.00

DEPARTMENT Q - DOGS AND CATS

Superintendent - Dogs - Beth Schultze

Superintendent- Cats- Beth Schultze

* Monday, July 8, 8:30 a.m. Check-in for the Dog Show at the Covered Arena.

* Friday, July 26 – 12:30 p.m. Check-in for Open Class Cat & other Small pets (South end of the 4-H Building).

* 1:00 p.m. Open Class Cat & Other Pets Show

* Same rules as 4-H

* Classes will be determined by the amount and class of the entries.

* Classes will be held if equipment is available.


* Classes: Showmanship, Obedience, Rally, Agility

2024 OSBORNE COUNTY FAIR 4-H and FFA DEPARTMENT

Post Rock District – Osborne Office

113 N. 1st Street • Osborne, KS 67473

(785) 346-2521



4-H Program Coordinator: Kim Naber

District Director & Youth Development Agent: Norah Rhoades

4-H Council: Landon Baetz, Lexi Goheen, Lainey Kendig, Kayla LaRosh, Caroline Long, MaKayla Murphy, Lynae Paget, Addison Poore, Zane Poore, Ashlyn Schultze, and Milo Schreuder.

DEPARTMENT R — 4-H and FFA DIVISION TABLE OF CONTENTS

A. Ag Mechanics	Engineering, Computers, Robotics	U. Plant Science:
B. Beef	Rocketry, UAW	Agronomy and Horticulture
C. Booths and Project Exhibits	K. Entomology, Geology and Lapidary	V. Poultry
D. Clothing and Textiles:	L. Fiber Arts	W. Rabbits
Sewing & Textile Design and	M. Foods and Nutrition	X. Round Robin
Shopping in Style	Foods Preservation	Y. Sheep
E. Cloverbud Show and Share	N. Herdsmanship	Z. Shooting Sports
F. Dairy	O. Interior Design & Architecture	AA. Small Engines
G. Dairy Goats	P. Horse	BB. Swine
H. Post Rock District Dog Show	Q. Large Animal, Other	CC. Veterinary Science
I. Electric & Renewable Energy	R. Meat Goats	DD. Visual Arts
J. Engineering and Technology:	S. Pets	EE. Wildlife
Astronomy, Building Block	T. Photography	FF. Woodworking

DIVISION SUPERINTENDENTS (S) and JUNIOR SUPERINTENDENTS (J)

A. Ag Mechanics	L. Fiber Arts	V. Poultry
S: Amber Schultze	S: Kaylene Heller	W. Rabbits
J: Kaiden Schultze	J: Cassidy Heller	S: A. Kendig
B. Beef	M. Foods and Nutrition	J: L. Kendig
S: B. Schultze; Sha Scheuerman	Foods Preservation	X. Round Robin
J: A. Schultze; K. Calloway	S: M. Knoll, K. Schreuder, K. Crossland,	S: C. Baetz, R. Cole
C. Booths and Project Exhibits	A. Delaney, B. Colarossi	J: L. Baetz
S: H. Betzold	J: L. Knoll, F. Delaney,	Y. Sheep
J: Z. Betzold	R. Crossland, Z. Betzold	S: C. Walsh
D. Clothing and Textiles:	N. Herdsmanship	J:
Sewing & Textile Design and	O. Interior Design & Architecture	Z. Shooting Sports
Shopping in Style	J: Zane Betzold	S: H. Betzold
S: L. Cole; Amanda Mans	P. Horse	J: Z. Betzold
J: A. Poore, O. & S. Mans	S: Amy Becker, Karen Conway	AA. Small Engines
E. Cloverbud Show and Share	J:	BB. Swine
S: Post Rock District Staff	Q. Large Animal, Other	S: D. and C. Baetz
F. & G. Dairy & Dairy Goats	M. Interior Design	J: T. Baetz
S: Not Applicable	R. Meat Goats	CC. Veterinary Science
J: Not Applicable	S: C. Walsh	DD. Visual Arts
H. Post Rock District Dog Show	J:	S: L. Cole
S: Post Rock District Staff	S. Pets	J: R. Colarossi, Kymber Heller
I. Electric & Renewable Energy	S: A. Goheen	EE. Wildlife
J. Engineering and Technology:	J: L. Goheen	FF. Woodworking
Astronomy, Building Block	T. Photography	S: H. Betzold
Engineering, Computers, Robotics	S: K. Schreuder, D. McNeal, S. Gasper,	J: Z. Betzold
Rocketry, UAW	C. Schmidtberger, R. Murphy	
S: H. Betzold	J: R. Colarossi, M. Murphy, K. Conway	
J: Z. Betzold	U. Plant Science: Agronomy & Horticulture	
K. Entomology, Geology and Lapidary	S: Carter Walsh	
S: H. Betzold	J: O. Mans, K. Conway	

4-H and FFA GENERAL RULES

1. **Exhibitors:** Only Kansas 4-H and FFA members enrolled in Osborne County are eligible to compete for prizes or participate in the 4-H and FFA Department and related activities. Each 4-H youth and/or FFA member must be enrolled in Kansas 4-H through 4-H Online. Enrollment deadline is **May 1** of the current 4-H year.

2. **Eligibility:** Exhibitors must meet the project requirements and deadlines as defined by K-State Research and Extension – Post Rock District and the Osborne County 4-H Council. A 4-H/FFA member must be enrolled in a project in 4-H Online by **May 1** of the current 4-H year to exhibit in the project division within the 4-H and FFA Department at the Osborne County Fair.

3. **FFA Participation in 4-H Division of County Fair:** FFA members enrolled in an Osborne County FFA chapter may participate in the 4-H division at the Osborne County Fair. FFA members must have paid current annual membership dues to the Chapter and they must fall within the Kansas 4-H membership age-range to be eligible. A youth can exhibit as a 4-H and FFA member at the same county fair; however, for each project area, they can only represent one organization with their exhibits at that particular county fair.

In the event a 4-H member is enrolled in a county different than where their FFA chapter participates, the youth may participate in both counties so long as the project exhibits are completely different in each county (different animals verified, different woodworking/ag mechanic exhibits for each 4-H and FFA experience). If the counties involved extend beyond Post Rock District's region, the expectations of both local units must be met and participation pre-approved by the respective units working with the units' 4-H Youth Development Agents for approval.

FFA participation must align with project areas directly relating to the agriculture education experience (i.e. livestock, ag mechanics, wood science and plant science). FFA participation in Post Rock District 4-H events, activities and county fairs must follow the rules set by the Post Rock District. It is expected for the FFA Chapter and members to contribute as volunteers and assist with fundraising which benefits the experiences they engage in (i.e. county fair awards, judging boosters, superintendents). All 4-H participation deadlines will apply to FFA Chapters and members, including but not limited to tagging and verification expectations, weigh-ins, project add/drop deadline, fair entry deadlines and fees, dress code, code of conduct, etc.

4. **Age Categories:** Osborne County 4-H age divisions are the age of youth before January 1 of the current year. The Junior Exhibitor category includes eligible members ages 7 to 13. The Senior Exhibitor category includes eligible members ages 14 to 18.

5. **Accessibility Information:** K-State Research and Extension – Post Rock District, the Osborne County 4-H Council, and the Osborne County Fair Board are committed to making their services, activities, and programs accessible to all participants. Accommodations for persons with disabilities may be requested by contacting the event contact Kim Naber four weeks prior to the start of the event on **June 21, 2024** at kimn@ksu.edu or 785-346-2521. Requests received after this date will be honored when it is feasible to do so.

6. **Code of Conduct:** All exhibitors, volunteers, and spectators participating in the 4-H and FFA Department and related activities represent Kansas 4-H, Kansas FFA, and Osborne County. All individuals are expected to follow the Kansas 4-H Code of Conduct. Alcohol or drugs in possession will not be allowed by anyone connected with 4-H/FFA on the fairgrounds. Failure to do so will result in loss of all premium and right to participate in 4-H/FFA related activities. This includes the Premium Auction.

7. **Dress Code:** Appropriate clothing and appearance must be considered for activities and events to ensure safety and a positive representation of Kansas 4-H, Kansas FFA, and Osborne County. Keep in mind that first impressions make an impression. Appropriate dress consists of: clean clothes and clothes in good repair, free of holes, tears or slashes. Clothes should be free from violent or drug-related material, or anything that alludes to violations of the Kansas 4-H Code of Conduct. Club and/or county 4-H/FFA t-shirts are acceptable. No sleeveless t-shirts, halter tops, tube tops or tops that expose undergarments. No shorts or pants that expose undergarments. No see through garments, muscle shirts, or other revealing attire. Shorts must be mid-thigh length. No cut off shorts allowed. Appropriate shoes must be worn for project experience. **Premium Auction:** Youth will not be allowed to participate in the Premium Auction if he/she does not follow the dress code. The Premium Auction Committee will enforce the dress code, with assistance from local club leaders. No shorts or mini-skirts are to be worn by exhibitors during the Premium Auction. All 4-H and FFA members participating in the Premium Auction are required to wear a 4-H t-shirt (club, county, camp, etc.). All FFA members participating in the Premium Auction are required to wear an FFA t-shirt. Recommended Premium Auction dress code also includes long blue jeans, close-toed shoes, all in good repair.

8. **Exhibits:** Exhibits must be the handiwork of the exhibitor; the grower, where agricultural exhibits are shown; and the owner and feeder, where livestock is entered. Exhibits must be the result of the current year's 4-H/FFA work. Exhibits at the Osborne County Fair are entered and displayed at the risk of the exhibitor. The Osborne County Fair accepts exhibits and will exercise due care to protect them. Refer to each division for specifics about the number of allowable entries per class.

9. **Exhibit Entry:** By the pre-entry deadline, entry for ALL exhibits will be completed through FairEntry, an online service located at <http://osbornecountyfair.fairentry.com>. 4-H members will log-in using their 4HONLINE accounts. Entry cards will then be available from the Division Superintendents when you check-in/weigh-in your exhibits. An exhibit/animal can ONLY be entered in one class for fair exhibition (exceptions include dog, horse, animal showmanship, and clothing construction/fashion revue). Any questions or exhibitors who don't have access to internet/computer may contact the Osborne Extension Office for assistance. **ALL ENTRIES ARE DUE THROUGH FAIRENTRY by 11:59p.m. on July 8th or the exhibit is not eligible for entry in the 4-H and FFA Department.** At the fair, all exhibits must be in place in their division by the time specified.

10. Exhibit Release: Once an exhibit is on the fairgrounds for exhibition purposes, it must remain in place on the fairgrounds until the official release time. Livestock entries and 4-H Building entries will be released at 8:00 a.m., Sunday, July 28. Items being sold in the Premium Auction will be released from exhibition display at 8:00a.m. on Saturday, July 27 . If an item/animal is sold and given to the buyer, it does not need to return to exhibition display. However, if the item/animal is sold on the Premium Auction and not given to the buyer, it must return to exhibition display immediately following the Premium Auction. Superintendents can release exhibits on a case-by-case basis for injury, sickness or other reasons at their discretion. Requests should be presented in writing to the superintendent in as advanced notice as possible. Refer to each division for specific entry and release times and requirements. If a 4-H/FFA member removes his/her exhibit(s) from the Osborne County Fair prior to the established release time without superintendent approval, ALL premium money and awards for that exhibitor and participation in the current year's Premium Auction is forfeited. Premium money will return to Osborne County 4-H Council.

11. Copyright Laws: Exhibitors should learn the guidelines and exercise caution when using copyrighted materials whenever possible by originating their own work. Exhibitors should use with caution a copyrighted and/or trademarked product or service (a brand name, label or product). A copyright and trademark are legal methods used by writers, artists, corporations and others to protect their original work. Protected items may range from books to music, logos to computer graphics. Copyrighted and/or trademarked materials used in displays, demonstrations, posters or other activities will be disqualified if the exhibitor does not request permission to use the copyrighted and/or trademarked materials and will not be displayed or receive ribbons. The use and inclusion of specific brand names for educational purposes does not imply endorsement or refusal by the Department of Extension 4-H Youth Development Programs, Kansas State University Agriculture Experiment Station and Cooperative Extension Service or the State of Kansas.

12. Judging: Each exhibit of merit will be placed in white, red, blue, or purple ribbon groups. Grand and Reserve Grand Champion awards will be selected from the top purples in each division. If no purple ribbons were awarded, Grand and Reserve Champion award will be selected from blue ribbon exhibits. If an exhibit does not meet the appropriate rules and guidelines it will be lowered one ribbon placing or disqualified, based on judge and superintendent discretion. Exhibitors are encouraged to be present to hear the judges' comments in all divisions. Parents may also attend and listen without interruption to judges' comments.

13. Premiums: The following amounts will be used to calculate 4-H/FFA premiums: Purple - \$5.00, Blue - \$4.00, Red - \$2.00, White - \$1.00. **Premium funds are made available through the generosity of the Osborne County Commissioners.** *Ribbon premium checks will be written after the Thank-You Deadline.* Ribbon premium checks not cashed within 90 days following the check's written date will be cancelled and not reissued.

14. Pre- and Post-Fair Clean Up: 4-H/FFA Exhibitors must participate in pre- and post-fair clean up to receive premiums. If you have a conflict with either, call the Extension Office to schedule a make-up. Club leaders and chapter advisors are responsible for providing a written confirmation list of Osborne County 4-H members and

FFA members participating in pre- and post-fair clean up. Provide list to Post Rock District staff. A 4-H exhibitor that does not attend pre- and post-fair clean-up will forfeit ALL premium money to the exhibitor's respective 4-H club. Clubs are expected to complete the majority of, if not all, assigned pre- and post-fair clean up duties during the scheduled dates/times. The scheduled times allow the Fair Board Members and 4-H Clubs to work together on the important task of taking care of the fairgrounds.

15. Food Stand Shifts: Each Osborne County 4-H family with enrolled members, age 7-18 and FFA members are required to sign up and complete working one shift in the 4-H Food Stand during the Osborne County Fair. **4-H families will sign-up for their shift on a first come, first serve basis once the schedule is released via an online service. Families will be notified by email with the link to the sign-up when the sign-up is available.** After the sign-up deadline, shifts will be assigned. The 4-H Food Stand is the primary annual fundraising activity for all Osborne County 4-H programs and activities. The Food Stand Manager is responsible for reporting families who do not work their shift to the Post Rock District staff. 4-H families should contact Post Rock District staff if they cannot fulfill their work shift to schedule a make-up. If a 4-H/FFA member does not work his/her assigned Food Stand shift, he/she will forfeit ALL current year Osborne County Fair awards and premiums and become ineligible for county level 4-H scholarships and special awards during the upcoming 4-H year.

16. Thank You's: All thank you's for Grand Champion Awards must be turned into the Osborne Extension Office with postage attached by 5:00p.m. on Monday, August 5. Fair premiums will not be paid by the Osborne County 4-H Council to exhibitors until after the Thank You Deadline. If thank you's are not received by the deadline, all premiums revert to the 4-H Council. **All Premium Auction buyer thank-you's must be turned into the Osborne Extension Office with postage attached by 5:00p.m. on Monday, August 5.** The Premium Auction Committee will not pay out Premium Auction earnings to exhibitors until thank you's are confirmed as received at the Extension Office. If thank you's are not turned in by the deadline, all earnings will revert to the Premium Auction Committee.

17. State Fair Competition: The Osborne County Fair is an official county fair with an approved 4-H/FFA Department. One must exhibit here to be eligible for Kansas State Fair competition. Exhibitors 9 years and older by January 1 of the current year are eligible to exhibit at the Kansas State Fair, if an exhibit receives a *purple ribbon* at the county-level, and there is an appropriate class at the Kansas State Fair. **Exhibitors must sign up their Static State Fair items by 1:00p.m. on July 28 on the designated sheets in the 4-H Building.** There is no ribbon level achievement required at county-level for livestock, but it is recommended all entries are of blue ribbon quality. Beef, Sheep, Swine, and Meat Goats must be pre-entered by **July 15** through the ShoWorks online entry. To show horses at the Kansas State Fair 4-H Horse Show, members must exhibit a properly identified horse at a horse show during the current 4-H year, complete the Kansas 4-H Equine Webinar Safety Episode and quiz annually before completing the State Fair entry and complete online entry information via ShoWorks by **August 1** of current program year. For more details, refer to the Kansas 4-H Horse Show Rule Book (revised January 2023).

18. **4-H/FFA Fair Rules Committee:** Fair rules for the 4-H/FFA Department and related activities at the fair will be approved by the K-State Research and Extension – Post Rock District Board prior to the publication of the fair book. The 4-H/FFA Fair Rules Committee has the authority to enforce these rules. Fair Rules Committee Members include Carrie and Landon Baetz, LaRhea and Sage Cole, Andrea and Lainey Kendig, or alternates as needed.

19. **Osborne County Fair 4-H Related Questions, Requests and Grievances:** Any 4-H/FFA fair-related request/complaint will be presented in writing to the head superintendent of that division for a decision. If an appeal is necessary, it must be presented to the superintendent of that division and an Extension Agent/4-H Program Coordinator in writing prior to fair release time. The written appeal will be presented to the Fair Rules Committee with at least three-fourths of the members present. A majority decision of the Fair Rules Committee Members that are present will be final. Failure to follow their decision will result in loss of fair premiums for that division and loss of eligibility to participate in the Premium Auction. Consequences are to be handled on a case by case basis.

20. **Superintendents:** Head Superintendents will be used in each division and must be adults or senior level 4-H members. Youth can also volunteer as junior assistant superintendents. Refer to the beginning section of the 4-H and FFA Department for superintendent assignments.

21. **4-H Presentations:** The K-State Research and Extension – Post Rock District hosts 4-H Club Days each 4-H year for enrolled members to present public speaking entries. There is not a county fair division for these entries. Earning a purple with a 4-H Club Day entry qualifies a 4-H member for participation at the Kansas State Fair, if all other State Fair guidelines are met.

22. **Osborne County Cloverbuds Policy:** The 4-H Cloverbuds program is designed specifically for 5 and 6-year-old youth. To become a 4-H Cloverbuds member, the child must have reached age 5 before January 1 of the current 4-H year and complete enrollment through 4HONLINE. 4-H Cloverbuds is activity-focused, rather than project focused. 4-H Cloverbuds programming is cooperative, not competitive. 4-H Cloverbud members may not participate in any traditional 4-H competitive event. 4-H Cloverbud members may showcase their exhibits at fairs and public events. 4-H Cloverbud members may not have 4-H livestock projects that require long term, ongoing care or weigh-ins, nor can the member participate as a competitive 4-H exhibitor within livestock divisions. 4-H Cloverbuds members are not eligible to receive premiums or awards in traditional 4-H events. 4-H Cloverbuds members may receive a participation ribbon if they have an exhibit or show case activity related items at the County Fair or other 4-H event. 4-H Cloverbuds members may showcase a pet from the approved pet list. The approved pet list includes: amphibians (frogs and toads), ant farms, cats, dogs, fish, gerbils, guinea pigs, hamsters, parakeets and rabbits. Wildlife are not allowed (as per the Kansas Wildlife and Parks Policies and Statutes). All pets must be caged, leashed and/or contained as appropriate and manageable/under control. A parent and/or guardian must be present with their child and pet at all times. Pets cannot be included in overnight exhibits at the fair but may be used to showcase. Cloverbud members do not participate in the Premium Auction at the Osborne County Fair. (Osborne County Cloverbud policy as accepted by Osborne County 4-H Council, October 26, 2015)

23. **Club Rotation for Pre-Fair and Post-Fair Clean Up:** To facilitate pre-fair clean up and set up as well as post-fair clean up and tear down, each club is assigned a specific area. If your club completes their assignment, please check with other clubs and Fair Board members on tasks needing completed.

Food Stand and Restrooms – Eager Beaver 4-H Club
Swine/Sheep and Poultry/Rabbit Barns – Sunflower 4-H Club
4-H Exhibit Building – Solomon Valley 4-H Club
Beef, Bucket Calf and Horse Barns – Sumner 4-H Club

24. **Club Rotation for Nightly Event Clean-up:** To support the Osborne County Fair Board for hosting the county fair, each club is asked to perform a nightly clean-up the evening after or following morning for major events.

Wednesday Car Races – Eager Beaver 4-H Club
Thursday Car Races – Sumner 4-H Club
Friday Kids Rodeo – Solomon Valley 4-H Club
Saturday Ranch Rodeo – Sunflower 4-H Club

25. **Rotating Club Responsibilities:** To assist with the implementation of the fair's 4-H events and activities, each club is asked to assist Post Rock District staff with the following responsibilities. Responsibilities are reviewed each year, and club roles are rotated. Contact the Osborne Extension Office for specific details relating to the assigned responsibility.

- **4-H Indoor/Outdoor Photo Backdrop:** Club will design, assemble and clean-up a photo backdrop inside the 4-H Building as well as outside near the Covered Arena. Osborne County 4-H banners are available from the Extension Office to use within the fair-themed display. Award and media photos will be taken using these backdrops, so banner visibility when posing all project areas/animals with youth is ideal. Also consider weather when assembling.
Assigned Club: Sumner 4-H Club

- **4-H Display in 4-H Building:** Club will assist with assembly and clean-up of a booth promoting Osborne County 4-H and Osborne County 4-H clubs. Club will work with Extension Staff.
Assigned Club: Eager Beaver 4-H Club

- **4-H Food Stand Equipment Transfer:** Club will assist the Post Rock District staff with transporting food stand equipment stored at the Osborne Extension Office to the fairgrounds prior to pre-fair clean up and back to the office at the conclusion of the fair.
Assigned Club: Sunflower 4-H Club

- **4-H Food Stand Order Receiving:** Club will assist the Osborne County Food Stand Manager, Post Rock District staff and Girard's staff with unloading the food order at the food stand prior to opening for business.
Assigned Club: Solomon Valley 4-H Club

4-H and FFA GENERAL LIVESTOCK RULES

1. All 4-H and FFA General Rules apply (see above).
2. Animal Welfare Policy: Caring for the life of an animal is a serious responsibility of 4-H and FFA members. All animals or livestock shown, housed and displayed at the Osborne County Fair shall receive care that is consistent with accepted animal husbandry practices, and with the rules and regulations set by the Osborne County Fair Board. This includes keeping the pens of your livestock in a presentable manner and a safe and comfortable location for the project while at the fair.
3. By the pre-fair deadline of July 8th (set by the Osborne County 4-H Council), the following animals will require a designated 4-H tag: market beef, commercial breeding beef, bucket calf, market sheep, commercial breeding sheep, market swine, commercial breeding swine, market goat, commercial breeding goat, dairy cattle, dairy goat, and other species where tagging is determined safe and appropriate. Either ear can be tagged for county fair.

If an animal is breed registered, a 4-H tag is not required. A copy of the registered animal's official documentation (i.e. registered heifer) is to be on file at the local Post Rock District office by July 8th. Ear notches will be used as the identification for registered breeding swine. Registration papers can be in the member or immediate family name to be accepted.

Any animal exhibit with two or more animals (i.e. cow/calf pair) will require verification by a 4-H tag, local farm tag, or registered documentation for the primary animal (cow) and secondary animals will be allowed to have a local farm tag (calf).

Animals not requiring a 4-H tag will describe the animal exhibit through Fair Entry by July 8th. This includes horses, dogs, large animals, poultry, rabbits and pets. Descriptions include: breed, sex, name, special markings. For county level exhibition in Post Rock District, leg bands are not required for poultry, tattoos are not required for rabbits; identification certificates and level testing are not required for horses.
4. Exhibitors are expected to exhibit their own animals and projects. An exhibitor substitution may be approved by the division superintendent only in the following cases: Exhibitor is ill/injured or exhibitor has more than one animal entered in the same species. Substitute exhibitors must be entered and exhibiting their own project(s) in the respective species/department at the Osborne County Fair in which they are serving as a substitute.
5. Each exhibitor is responsible for the care, feeding, grooming of his/her animals, and cleaning of stalls. The exhibitor may use only the assistance of an immediate family member (mother, father, legal guardian, brother or sister), or another Kansas 4-H or FFA exhibitor who is an exhibitor at the current Osborne County Fair or project leader. Exhibitors who are found by officials or the elected local Board of K-State Research and Extension to have left their livestock to the majority care of others, especially professional feeders/groomers, may be disqualified from the current Osborne County Fair and could be banned from future exhibition in the 4-H or 4-H/FFA divisions of the Kansas State Fair.
6. Exhibitors are encouraged to dress in species appropriate clothing; tennis shoes and head wear are discouraged.
7. All 4-H/FFA exhibitors exhibiting in the Showmanship classes must use animals that they own and have shown or will show in other classes.
8. A 4-H/FFA exhibitor is eligible to exhibit livestock exhibits in Open Class if there is outside Open Class competition and if exhibits have been pre-entered in the Open Class by Fair Board's deadline.
9. Pen or stall assignments will be made on a club basis. These assignments will be made by the livestock superintendents after pre-entry information has been received at the Extension Office.
10. Animals shown in market classes are not eligible to be shown in breeding classes and vice versa. No animal (except dog or horse) may be exhibited in more than one class with the exception of Showmanship. Follow the Exhibit Entry steps in the General Rules section to ensure you meet the pre-entry deadline requirements in FairEntry.
11. All livestock exhibitors are responsible for providing their sawdust for bedding. No straw allowed.
12. **Exhibit Entry and Release:** All livestock including horses and poultry are to be in place on the Fairgrounds by **8:00 a.m. on Wednesday, July 24** and remain in place until **8:00 a.m. on Sunday, July 28**, unless otherwise noted in a specific division. Superintendents can release exhibits on a case-by-case basis for injury, sickness or other reasons at their discretion. Requests should be presented in writing to the superintendent in as advanced notice as possible. If an exhibitor removes his/her exhibit(s) from the Osborne County Fair prior to the established release time without superintendent approval, **ALL** premium money and awards for that exhibitor and participation in the current year's Premium Auction is forfeited. Premium money will return to Osborne County 4-H Council.
13. All livestock shall be in their stall/pen between 9:00a.m. – 4:00p.m. and then again from 5:00p.m. – 9:00p.m. These times will allow for those wanting to feed at their trailers and to tie-out at night to do so. Doors will be locked on the barns at 10:30p.m.
14. All trailers, except horse trailers, will be parked south of the fair gate. All other trailers will be parked within the gate entrance.
15. Market animal classes can be modified due to size at the superintendent's discretion. **Superintendents of livestock species will meet on Wednesday, July 24, as time permits to break classes.**
16. Insurance on all exhibits is the responsibility of exhibitors.
17. Exhibitors wanting to declare an unauthorized entry or rule violation must follow the questions or complaints procedure as outlined in the 4-H and FFA General Rules.
18. To be eligible to be sold in the Premium Auction, a market, breeding or other animal must be judged. An animal cannot be shown only in Showmanship class and then be sold in Premium Auction.

4-H & FFA PREMIUM AUCTION

1. The Osborne County 4-H & FFA Premium Auction will be held **Saturday, July 27**, at the Osborne County Fairgrounds Covered Arena.
 2. **The Premium Auction will begin at 9:00 a.m.** with **Livestock** followed by **Miscellaneous Items**. Livestock Sale order in 2024 will be *Beef, Swine, Sheep and Goat*. 4-H & FFA members should sign up items they wish to sell during the Premium Auction on the sign-up sheet in the 4-H Building immediately after the judging of each division. All items must be registered by **4:00 p.m. on Thursday, July 25** so that a Sale Bill may be prepared to distribute to buyers in advance of sale. If items are not signed up by the deadline, they will be sold last in that section and may not get listed on the sale bill. Sale bill copies may be picked up at the fairgrounds.
 3. All 4-H & FFA members may sell two exhibits.
 4. **Livestock:** No minimum weight requirement for livestock to be sold. If you bring an animal to the fair, you are responsible for the marketing of that animal.
 5. **Miscellaneous Items:** A miscellaneous item must have been awarded a blue or purple ribbon during county fair judging in order to be eligible for sale at the Premium Auction. Non-perishable food exhibits must be sold as a fresh batch using the judged recipe. No food exhibits determined unsafe during judging, perishable food exhibits, or food preservation exhibits are eligible to be sold due to food safety risks.
 6. **Any exhibit sold through the Osborne County 4-H Premium Auction can not be exhibited in any future Osborne County Fair 4-H/FFA division (i.e. beef, swine, sheep, goats, rabbit, poultry, other large animal, horse, dog, pet or miscellaneous exhibit).**
 7. Any exhibit determined by the Premium Auction Committee to be unsafe for the general public and pose risk of liability to the committee and other stakeholders is not eligible to be sold.
 8. The Osborne County Fair Premium Auction is a sale in which buyers purchase premium toward the livestock and miscellaneous project. Buyers do not obtain possession of any project after the Auction is complete. It is the youth participant's choice if the project is to be gifted to the buyer.
 9. No floor bids will be provided for any sale item.
 10. Items being sold in the Premium Auction will be **released from exhibition display at 8:00 a.m. on Saturday, July 27**. If an item/animal is sold and given to the buyer, it does not need to return to exhibition display. However, if the item/animal is sold on the Premium Auction and not given to the buyer, it must return to exhibition display immediately following the Premium Auction.
 11. **Dress Code:** Refer to Dress Code section in General 4-H/FFA Rules. Youth will not be allowed to participate in the Premium Auction if he/she does not follow the dress code. The Premium Auction Committee will enforce the dress code, with assistance from local club leaders. No shorts or mini-skirts are to be worn by exhibitors during the Premium Auction. All 4-H/FFA members participating in the Premium Auction are required to wear a 4-H/FFA shirt (club, county, camp, etc.). Recommended Premium Auction dress code also includes long blue jeans, close-toed shoes, all in good repair.
 12. A **2%** commission will be charged with no minimum or maximum for each exhibit sold. This commission is used by the Premium Auction Committee to pay for premium auction expenses. The 2% commission will be waived for senior 4-H members participating in the Premium Auction for his/her final year.
 13. **All Premium Auction buyer thank-you's must be turned into the Osborne Extension Office with postage attached by 5:00 p.m. on Monday, August 5.** Premium Auction thank you notes can be hand delivered to buyer. 4-H members must still show proof of thank you through a picture of the thank you emailed/texted to the 4-H Program Coordinator/Agent. The Premium Auction Committee will not pay out Premium Auction earnings to exhibitors until thank you's are confirmed as received at the Extension Office. If thank you's are not turned in by the deadline, all earnings will revert to the Premium Auction Committee.
 14. 4-H/FFA members must be present to sell an item in the Premium Auction unless prior approval is granted by the Premium Auction Committee and a person to take the item through the sale ring has been found. Requests should be made in writing, and must be done prior to the fair unless uncontrollable circumstances arise during the fair.
-

LIVESTOCK HEALTH REQUIREMENTS

HEALTH REQUIREMENTS FOR THE OSBORNE COUNTY 4-H FAIR ARE RECOMMENDATIONS FROM THE KANSAS DEPARTMENT OF AGRICULTURE. THESE RULES ARE FOR YOUR PROTECTION.

Livestock Vet Inspection at Fairgrounds: Veterinarians will be on site to inspect animals. Gates will be open on **Tuesday, July 23 from 6:00 p.m. until 7:30 p.m. and Wednesday, July 24 from 7:00 a.m. to 8:00 a.m.** Tack and pen displays can be set up any time Tuesday or Wednesday.

Horse, dog and cat exhibitors will present applicable proof of vaccination and testing to their Superintendent prior to the start of the respective show. Horses will also go through the vet check on Tuesday evening or Wednesday morning.

KANSAS LIVESTOCK GENERAL REQUIREMENTS

All animals are subject to examination by the exhibition staff or their representative, and shall be free of clinical signs of infectious or contagious disease. Animals determined by exhibition staff to have not met listed requirements will not be permitted to exhibit.

CATTLE

All cattle must meet the General Requirements. Cattle determined by exhibition staff to have lesions of ringworm, warts or infested with mange will not be permitted to exhibit.

BUCKET CALF

Bucket calves should be in good general health and no lesions of ringworm, warts or infested with mange.

SWINE

All swine must meet the general requirements.

SHEEP

In addition to the general requirements, all sheep originating in Kansas must:

1. Identified with an official USDA premises identification tag (Scrapie tag).
2. Free of any signs of sore mouth
3. Free of clinical signs of active fungal (ringworm) infection, including club lamb fungus.

GOATS

In addition to the general requirements, all goats originating in Kansas must:

1. Identified with a registered tattoo or an official USDA premises ID tag (Scrapie tag). Goats identified with registration tattoos must have legible tattoos and must have registration papers for these animals available for inspection.
2. Free of any signs of sore mouth
3. Free of signs of lesions or ringworm, warts or infestation of mange


HORSES

Horses originating in Kansas must meet the general requirements. A negative test for equine infectious anemia (Coggins Test) within 12 months prior to exhibition is strongly encouraged but not required.

POULTRY

All poultry must meet the general requirements.

1. Kansas continues its designation as a Pullorum-Typhoid clean state. All poultry (except waterfowl) are required to show proof of being P-T clean by one of the following: Originate from a certified U.S. Pullorum-Typhoid clean flock or test negative at check-in when Osborne County has been designated by KDA-DAH for surveillance. Routine surveillance testing will be performed for each county fair a minimum of once every 5 years. In 2023, Osborne County was designated by KDA-DAH for surveillance. **No pullorum testing is required in 2024.**



DIVISION A

AG MECHANICS WELDING

1. All 4-H/FFA General Rules apply.
2. The Ag Mechanics Welding project allows youth to explore areas of ag mechanics and metallurgy from repairing or repurposing items to the fabrication of new items.
3. To be eligible to compete in the Ag Mechanics Welding division, an exhibitor must be enrolled in the 4-H Ag Mechanics Welding project in 4-H Online by **May 1**.
4. Each exhibitor may enter one exhibit per class. Exhibits must have been constructed/repaired during the current 4-H year.
5. For State Fair eligibility, exhibit must be easily manageable by one person.
6. Exhibits are to be in place by in place **30 minutes before the start of the Ag Mechanics Welding division judging on Wednesday, July 24** and remain in place until 8:00a.m. Sunday. After pre-entries have been received, a judging schedule will be provided.
7. Wheeled exhibits must utilize a breaking mechanism which prevents the exhibit freely rolling while on display.
8. Exhibitors are responsible for providing sufficient braking or "chocks" for trailer exhibits to ensure that the exhibits do not move once positioned. If using a wheel "choking" mechanism, the two individual blocks should be connected together as a pair of chocks, so they do not become separated. At least one pair of chocks should be placed on each side of the trailer.
9. Each exhibit must be free-standing or sufficiently supported by an exhibitor supplied support system that is moveable and is part of the total dimensions and weight of the exhibit. Exhibit display boards should have a portable and moveable base and examples should be firmly affixed to the board to ensure all parts of the display stay together. No exhibits may be staked to the ground for display.
10. For exhibits with downward swinging parts, such as tailgates, that could pose a fall/striking/crushing hazard should have a tamper resistant locking mechanism such as a "zip-tie" or a "cotter-key" through a release pin that would prevent the swinging part from being accidentally released and falling on someone.
11. Repair projects having adequate original finish need not be repainted. Spot painting is not allowed after arrival to fair.
12. Cutting surfaces, such as blades or knives, are to have a protective covering over them to prevent injury. The covering should be easily removed and reinstalled for judging. Foam "pool noodles" and multiple layers of cardboard are acceptable.
13. Exhibits that include weaponry of any kind will be disqualified. Weaponry is defined as any instrument, possession, or creation, physical and/or electrical that is intended to inflict damage and/or harm to individuals, animal life, and/or property.
14. If the exhibit is powered by flammable liquids (gas, propane, kerosene, etc.) the fuel tank and lines should be drained and allowed to dry, to avoid spills and potential fires.
15. Electric powered items (battery, corded, solar or alternative energy) should have a primary shutoff or disconnect switch.
16. If a safety violation is noted by the judges, superintendent, or other staff, the exhibitor's exhibit, at the judges discretion, will receive a deduction in ribbon placement or a participation ribbon.

17. It is suggested to include with each exhibit the following information:

- a. Bill of materials for the project with associated costs, scrap items used may be listed having \$0 cost.
 - b. 1 (one) to 5 (five) standard pages of photos showing work on the exhibit, beginning start to complete (optional).
 - c. If appropriate, schematics or working drawings related to the creation or repair.
 - d. If appropriate, operating instructions
18. A Grand Champion and Reserve Grand Champion will be selected for Junior Exhibitors as well as Senior Exhibitors.

Class 100. Welding display board – a 3 foot by 3 foot display board with different pieces of metal attached illustrating different types of welds, each weld being labeled (welding) OR different pieces of forged metal attached (smithing).

Class 101. Welding ag repair – repair of ag equipment with welding - tractor repair/restoration, reconditioned machinery and equipment, farmstead and crop improvement (gates, angel blade, box blade)

Class 102. Welding ag fabrication – creation of new ag equipment with welding - squeeze chute, divider, panels, clipping chutes, lamb and goat stands, post driver, tee post puller, etc.

Class 103. Welding general repair – repair of non-ag equipment with welding – mailboxes, truck beds, racks & pickup accessories

Class 104. Welding artistic fabrication – creation of artistic or interpretive pieces with welding – paperweight, horseshoe cowboys, small metal art, piggy banks, etc.

Class 105. Brazing repair

Class 106. Brazing fabrication

Class 107. Smithing – A design forged with at least one to four elements

Class 108. Functional Small Projects (lamp, hat rack, boot jack, towel racks, door knockers, doorbells, etc.; State Fair eligible in FFA only)

Class 109. Functional Large Projects (trailers and wagons, smokers, grills, cookers, deer stand, clay target thrower, weight benches; State Fair eligible in FFA only)

Class 110. Outdoor Furniture – (picnic tables, benches, swings, etc.; State Fair eligible in FFA only)

Class 111. Indoor Furniture – (end tables, chairs, hall trees, bed frames, etc.; State Fair eligible in FFA only)

Class 112. Ag Mechanics/Welding Educational Display

Class 113. Ag Mechanics/Welding Educational Notebook

Class 114. Ag Mechanics/Welding Educational Poster

DIVISION B — BEEF

1. All 4-H/FFA General Rules, 4-H/FFA General Livestock Rules and Livestock Health Requirements apply.

2. To be eligible to compete in the Beef division, an exhibitor must be enrolled in the Beef and/or Bucket Calf project in 4-H Online by **May 1**.

3. By the pre-fair deadline of **July 8th**, market beef, commercial breeding beef and bucket calves must be tagged with a designated 4-H tag. Tag can be in either ear if the animal is not going to be shown at the Kansas State Fair 4-H show or Kansas Junior Livestock Show. Registered breeding beef do not require a 4-H tag. A copy of the registered animal's official documentation (i.e. registered heifer) is to be on file at the Osborne Extension office by **July 8th**. Registration papers can be in the member or immediate family name to be accepted. Cow/calf pair exhibit will require verification by a 4-H tag, local farm tag or registered documentation of the primary animal (cow) and secondary animals will be allowed to have a local farm tag (calf).

4. All Beef are to be in place on the Fairgrounds by **8:00 a.m. on Wednesday, July 24** and remain in place until **8:00 a.m. Sunday**.

5. Market Beef Weigh-in will begin at **5:30p.m. to 6:30 p.m. on Tuesday, July 23** at the Osborne Sale Barn in Osborne.

6. The Beef Show will be a no fit show, "Blow and Go." "No Fit" is defined as using no adhesive, glue, paint or powder products.

7. Market Beef classes (steers and heifers) will be assigned by weight.

8. Breeding Heifer classes will be assigned by breed, if entries allow. The superintendent will make class assignment decisions following weigh-in.

9. All Market Heifers must be open to show. All market heifer entries must be accompanied by an officially signed health paper or statement from a licensed veterinarian guaranteeing that the entry has been pregnancy checked open within thirty days of the show date.

10. Market Beef Rate of Gain Class – Market steers and/or heifers must have been weighed-in at the Osborne County Beef Weigh-in to enter this class.

11. Placings for first through fifth place will be made by the judge for the Junior and Senior Beef Showmanship classes.

12. No Bucket Calves will be allowed in regular showmanship classes. Bucket Calf Showmanship classes are available.

13. First year Bucket Calves are to be born after January 1 of current year. The calves will be shown at halter in the show ring. Placing will be based on the 4-H'ers knowledge, involvement, and showmanship of the project. Bucket calves can be clipped but it is to have no influence on placing.

14. A Returning Bucket Calf Class is offered to bucket calves shown in the previous year as a First Year Bucket Calf.

15. To be eligible to be sold in the Premium Auction, a Market Beef, Breeding Beef, Bucket Calf or other Beef Animal must be judged. A Beef project cannot be shown only in a Beef Showmanship class and then be sold in Premium Auction..

Class 100. Beef Showmanship – Senior Exhibitor

Class 101. Beef Showmanship – Junior Exhibitor

Class 102. Market Steer, born after Jan. 1, of the previous year

Class 103. Market Heifer, born after Jan. 1, of the previous year

Class 104. Market Beef Rate of Gain (Open only to steers/heifers that were officially weighted in at County Beef Weigh-in)

Class 105. Prospect Market Steer or Heifer-All market

steers/heifers weighing 899 lbs. or less. Prospect Market

Steers/Heifers are not eligible for overall grand champion.

Class 106. Junior Heifer Calf, Calved Jan. 1 or after of the current year - May not show in other heifer classes or Bucket Calf Division

Class 107. Senior Heifer Calf calved between Sept. and Dec. 31 of previous year.

Class 108. Summer Yearling Heifer calved between May 1 and Aug. 31 of previous year.

Class 109. Junior Yearling Heifer calved between Mar. 1 and Apr. 30 of previous year.

Class 110. Junior Yearling Heifer calved between Jan. 1 and Feb. 28/29 of previous year.

Class 111. Senior Yearling Heifer calved between Sept. 1 and Dec. 31st, 2022.

Class 112. Cow and Calf (Any Age) **Calves are not eligible to show in any other beef or bucket calf class**

Class 113. Open Cow (Any Age)

Class 114. First Year Bucket Calf – Senior Exhibitor

Class 115. First Year Bucket Calf – Junior Exhibitor

Class 116. Returning Bucket Calf – Senior Exhibitor

Class 117. Returning Bucket Calf – Junior Exhibitor

DIVISION C - BOOTHS AND PROJECT EXHIBITS

1. All 4-H/FFA General Rules apply.

2. Judging of Booths and Project Exhibits will be on **Wednesday, July 24** and exhibits must remain in place until **8:00 a.m. Sunday, July 28th**. Booth exhibits must be set-up and ready for judging by 8:30 a.m. on Wednesday. All other project exhibits will have a scheduled judging time which will be determined after the pre-fair deadline. Entries should be in place 30 minutes before judging begins for the Booths and Project Exhibits division.

3. Project exhibits are for all exhibits that do not fall under a specific division or class. Examples include but are not limited to posters, displays, models, bulletin boards, notebooks, picture story, banner, Family Studies project, health and wellness kit, Reading project, Leadership project and citizenship project. Please consider all other 4-H divisions' classes for exhibit entry before entering in this division.

4. In this division, one exhibit can be entered for each aligning enrolled 4-H project (example – one entry for Leadership project enrollment; one entry for Self-Determined project enrollment).

5. No exhibits in this division are eligible for the State Fair. Educational exhibit classes outlined within specific project divisions are State Fair eligible and align with State Fair guidelines.

6. All project work must be the work of the exhibitor during the current 4-H year.

7. The size of the booth is to be 6x6 feet. The framework for the booth will be ready ahead of time. All crepe paper must be fireproof. At take down time of the booth, all staples must be removed.

8. No commercially prepared exhibits will be allowed. Exhibits can be constructed from a kit. Exhibits can include digitally printed/technology-based components, if it is clear that the design and preparation is the work of the exhibitor. Care should be taken to select durable materials that will withstand fair conditions. All entries must be ready for display. Exhibits not appropriately prepared will be lowered a ribbon placing.

9. If a group of active 4-H members jointly exhibit, enter in the class of the oldest exhibitor. All group members must contribute to the project work and exhibit completion.

Continued to the next page

10. Project exhibits will be judged on educational value of the project experience. To each exhibit, attach a summary no larger than an 8 1/2 x 11" sheet of paper (can use front and back) explaining how the exhibit aligns with the enrolled 4-H project experience, exhibit inspiration, challenges, techniques used, lessons learned, who helped you, and any other information that could be helpful for the judge to know. Summary should be attached to exhibit, preferably in a plastic protective sleeve. It can be typed or hand-written. Failure to attach a summary will result in the exhibit being lowered one ribbon placing.

11. Booths will be judged based on marketing and promoting the positive 4-H Youth Development experience in alignment with Kansas 4-H and K-State Research and Extension. Visit <https://www.kansas4-h.org/resources/marketing> for resources. Creative use of the current year's fair theme will also be considered. A summary page is not required.

12. Officer notebooks will be judged based on overall appearance, organization, professionalism, neatness, completeness, alignment with the club officer role, and serving as a purposeful tool to continue the positive succession of the 4-H club work. A summary page is not required.

13. Club and group exhibits will be judged separately from individual exhibits. A Grand Champion and Reserve Grand Champion award will be selected for Individual Educational Booth/Project Exhibit for Junior Exhibitors, Individual Educational Booth/Project Exhibit for Senior Exhibitors, Club Officer Notebook, and Club Booth. For groups, the overall award and ribbon premium will need to be split by all group members. Each member can receive a ribbon. For club entries, one ribbon and premium will be awarded.

Class 100. Club Booth

Class 101. Individual/Group Project Exhibit

– Junior Exhibitor

Class 102. Individual Educational Booth/Project Exhibit

– Senior Exhibitor

Class 103. 4-H Club Officer Notebook

DIVISION D

CLOTHING AND TEXTILES

(Sewing and Textile Design and Shopping In Style)

1. All 4-H/FFA General Rules apply.

2. To be eligible to compete in the Clothing & Textiles division, an exhibitor must be enrolled in the Sewing and Textile Design and/or Shopping In Style project in 4-H Online by **May 1**.

3. A completed **Clothing & Textiles Project Record** document for each clothing and textiles exhibit (construction and fashion revue) entered online at FairEntry is due to the Osborne Extension Office no later than the **pre-fair deadline of July 8**, or the exhibit will be lowered one ribbon placing. Submit at the office or email to kimn@ksu.edu. The document can be hand-written or typed.

4. **Judging will begin at 1:30 p.m. on Sunday, July 21** at the Osborne First Christian Church. A schedule will be set up for judging. Please be available throughout judging, as scheduled times are approximate.

5. **The Public Fashion Revue will be held at 3:30 p.m. on July 21.** Participation is required to receive premium and awards, unless special permission for absence is granted by the superintendent.

6. Clothing and Textiles superintendents and clothing exhibitors will work on the Clothing and Textiles display after the public Fashion Revue. Exhibits should be hung on swivel or wire hangers. The entry card and judging award should be attached to the garment. Superintendents are responsible for organizing the display.

Page 26 • Osborne County Fair 2024

SEWING AND TEXTILE DESIGN

7. The number of entries is not limited for clothing construction classes.

8. Garments may have been used/worn but should be carefully laundered or cleaned before being exhibited.

9. Pre-cut kits are acceptable for all clothing classes. All articles/garments must be finished for use.

10. Since care labels are not always available, NO care label will be required; however, 4-H members should know how to care for fabrics they purchase.

11. **Recycled Clothing Project** – An item made of at least 50% recycled material (recycled means reusing an existing item in a new way). Could be remaking/redesigning a garment, re-purposing a clothing item for new use, etc. Must include sewing of some kind. On the project record sheet, describe the recycled materials and how they were used in the item.

12. **Educational Exhibit** – Share with others what you learned in this project. Exhibits may be in the form of a poster, notebook, or display. No card table displays. Posters must not be larger than 22"x28". Maximum display size not to exceed a 3'x4' tri-fold display board.

13. A Grand Champion and Reserve Grand Champion will be selected for Junior Exhibitors as well as for Senior Exhibitors.

Class 100. Constructed article, garment or outfit – Junior Exhibitor

Class 101. Recycled clothing project – Junior Exhibitor

Class 102. Educational exhibit – Junior Exhibitor

(Sewing & Textile Design or Shopping In Style)

Class 103. Constructed article, garment or outfit – Senior Exhibitor

Class 104. Recycled clothing project – Senior Exhibitor

Class 105. Educational exhibit – Senior Exhibitor

(Sewing & Textile Design or Shopping In Style)

SHOPPING IN STYLE EDUCATIONAL DISPLAYS

14. Posters can be flat poster board or foam board, no larger than 22" x 28".

15. Tri-fold educational displays must be free standing and no larger than 36" x 48".

16. Photos of 4-H member in purchased outfit must demonstrate criteria as outlined on scoresheet. Consider multiple angles, good light and highlight details so that the judge may accurately evaluate the exhibit.

17. Exhibits should include actual photos of 4-H member in garments and may also include pictures from magazines or the Internet.

Class 100. Shopping in Style – Junior Exhibitor (Age 7 - 9). Choose one of the following activities from Unit 1 or Unit of the curriculum project manuals. Exhibit should consist of poster that showcases:

a. a garment you purchased that reflects your personal style and explains how this garment reflects your style and how it influences what others think of you; **OR**

b. a garment you purchased and explains how your personal style either aligns or contradicts what is considered to be "in style" today. **OR**

c. a garment you purchased and explains or illustrates how this garment is a modern version of a fad or fashion from an earlier decade; **OR**

d. a garment you purchased and explains how this garment reflects a different ethnic or cultural influence; **OR**

e. a garment you purchased and includes a color discussion that provides an overview of how different colors complement different hair colors and skin tones and how that influenced garment selection.

Continued to the next page

Class 101. Shopping in Style: Intermediate Exhibitor (age 10 – 13) Choose one of the following activities from Unit 3 or Unit 4 of the curriculum project manuals. Exhibit should consist of a display that showcases:

a. an outfit you purchased to wear with a clothing item that was already in your wardrobe that still fit but you didn't wear. Explains why the clothing item was not being worn and what you did to transform it into a wearable garment again. **OR**

b. a top and bottom that you purchased, as well as at least three pieces of clothing in your existing wardrobe that you can mix and match with the new items to create multiple outfits. Includes a clothing inventory and explain what you have learned by completing this activity. **OR**

c. an outfit you purchased and explain why you selected the garment you did, your shopping budget, and cost per wear; **OR**

d. an outfit you purchased and explain how advertising influences clothing purchases making a distinction between wants and needs. Include your shopping budget and cost per wear. **OR**

e. an outfit you purchased along with a cost comparison between garments/accessories purchased vs. sewing/constructing the outfit. Comparison should include variety of shopping options and/or price tracking at stores over a period of time.

Class 102. Shopping in Style: Senior Exhibitor (age 14-18)– Choose one of the following activities from Unit 5 or Unit 6 of the curriculum project manuals. Exhibit should consist of a display that showcases:

a. an outfit you purchased and care requirements not only for this garment but also for garments made of other natural and synthetic fibers. Display should also include a care cost analysis for garments of different fibers; **OR**

b. an outfit you purchased which you have repaired or altered. Include a clothing inventory list which includes cost savings for repaired items as compared to purchasing replacement garments; **OR**

c. an outfit you purchased along with plans and commentary for a fashion show that would capture the attention of an audience. Plans should identify target audience, venue, theme, budget, and logistical plan for the fashion show; **OR**

d. an outfit you purchased and explain 3 methods of clothing repair that you have learned, i.e. torn seam, torn hem, replacing a button, etc. Display should also include photos and list of your assembled clothing first aid kit. Include itemized expenses; **OR**

e. An outfit you purchased, and feature any other completed activity from the Shopping In Style curriculum of your choosing that isn't listed above.

FASHION REVUE

18. Exhibitors enrolled in the Sewing and Textile Design and Shopping in Style project are eligible to participate.

19. There is a limit of one entry per class for the Shopping In Style Projects. Entries are not limited for the Sewing and Textile Design Projects.

20. Clothing and Textiles judges will select two Outstanding Intermediate Sewing & Textile Design Constructed Garment Revue exhibits (age 10 – 13) and an alternate, two Outstanding Senior Sewing & Textile Design Constructed Garment Revue exhibit (age 14 – 18) and an alternate exhibit, two Outstanding Intermediate Shopping in Style Revue exhibit s(age 10 – 13) and an alternate and two Outstanding Senior Shopping in Style Revue exhibits (age 14 – 18) and an alternate to represent Osborne County 4-H at the Kansas State Fair 4-H Fashion Revue each Style .

21. Participant may model only what can be worn. Garments cannot be carried. Contestants should use good sense in choosing

items that are appropriate to be modeled publicly.

22. No live animals may accompany participant in public style revue; exception needed service animals.

23. The complete outfit should be planned in the current 4-H year; however, it is not necessary that all pieces be purchased in the current year. Keep in mind, budget and cost per wear will be considered by judges.

24. All exhibits should meet the dress code requirements of the event/venue where the garment is to be worn outside of judging.

25. Standards for the Fashion Revue exhibitor: to understand and demonstrate a wardrobe plan; to understand how selected garment(s) and accessories enhance their personal/public presentation; to understand the value of this garment/outfit and how it fits into the family's clothing budget; to be able to describe how they have accepted personal responsibility in caring for their garment/outfit; to visually demonstrate personal care and grooming; to visually demonstrate clothing/accessories comfort and safety; to be able to describe how they cared for the garment/outfit and how it has proven to fit into their wardrobe plan.

26. Judges will consider the standards listed above as well as: general appearance and knowledge (posture/poise, personal grooming, garment condition, fit of garment, modeling skills, accessories to create a total look, knowledge of wardrobe plan) and construction appearance and lifecycle knowledge (quality of construction, appropriate finishing techniques used, plan for clothing care and life cycle, able to calculate value per wear). Content and quality of the completed project record sheet will also be considered.

Sewing and Textile Design Constructed Garments Revue

30. Majority of the outfit must be constructed and modeled by the exhibitor who made the garment/outfit. Everything which is commonly considered an outer garment must be constructed (vest, jacket, dress, skirt, pants, coat, etc.) A sweater, blouse or shirt that is worn underneath another constructed garment can be purchased or made.

31. A Grand Champion and Reserve Grand Champion will be selected for Junior Exhibitors as well as for Senior Exhibitors.

Class 103. Sewing and Textile Design Constructed Garment Revue - Junior Exhibitor

Class 104. Sewing and Textile Design Constructed Garment Revue – Senior Exhibitor

Shopping in Style Revue

32. Majority of the outfit must be purchased (not borrowed) and modeled by the exhibitor, or made by another individual for the exhibitor if the fabric and pattern were chosen by the exhibitor.

33. Outfit for School or Casual wear examples include but are not limited to comfortable wear, outfit for typical school day, recreational wear, etc.

34. Outfit for Dress-up examples include but are not limited to garments which may be worn for church, as a wedding guest, business casual/semi-professional attire, etc.

35. Outfit for Formal Wear examples include but are not limited to a special event garment/dress, prom gown, suit/tux, business formal attire, etc. If a member chooses to model an outfit for formal wear, they are required to also model another garment.

36. The Thrift Shopping in Style class encourages youth to purchase and build an outfit on a budget of \$15.00. All pieces of the outfit must be purchased from a garage sale, thrift store, consignment store or resale shop. Cost of the outfit must be \$15.00 or less. The \$15.00 budget does not include shoes and accessories. Receipts must be provided.

Continued to the next page

37. A Grand Champion and Reserve Grand Champion will be selected for Female Junior Exhibitors; Male Junior Exhibitors; Female Senior Exhibitors; and Male Senior Exhibitors.

- Class 105.** Outfit for School or Casual Wear – Junior Exhibitor
- Class 106.** Thrift Outfit – Junior Exhibitor
- Class 107.** Outfit for Dress-up – Junior Exhibitor
- Class 108.** Outfit for Formal Wear – Junior Exhibitor
- Class 109.** Outfit for School or Casual Wear – Senior Exhibitor
- Class 110.** Thrift Outfit – Senior Exhibitor
- Class 111.** Outfit for Dress-up – Senior Exhibitor
- Class 112.** Outfit for Formal Wear – Senior Exhibitor

DIVISION E **CLOVERBUD SHOW AND SHARE**

1. See Cloverbud information in 4-H/FFA General Rules.
2. Cloverbuds will have the opportunity to share their Cloverbud activity with a judge in the appropriate project area.
3. The Cloverbud Show and Share is a non-competitive event in which Cloverbuds are given the opportunity to showcase **one** activity that he/she has completed through the 4-H Youth Development program and share all that was learned by completing the activity.
4. Cloverbuds will register online for the Cloverbud class on FairEntry by the pre-entry deadline. See general rules for details.
5. It is optional for Cloverbud Show and Share participants to showcase any non-perishable and non-animal educational exhibit they have entered in the Cloverbud Show and Share in the 4-H Building throughout the duration of the fair. They can also exhibit their item in Open Class, but must receive permission from the Open Class Department to release their item for Cloverbud Show and Share. Exhibits need to be clearly labeled with exhibitor's name and club. Exhibitors can include an informational sheet sharing about their project. If you want to display your exhibit during the fair, bring the exhibit to the 4-H Building during the scheduled judging time appropriate for the exhibit. Extension staff will prepare the display. Exhibits will be released at **8:00 a.m. on Sunday, July 28.**
6. Cloverbuds have the option of exhibiting in one class – either class 100 or class 101.

Class 100. Cloverbud Show and Share Exhibit

Class 101. Cloverbud Entomology Collection Class: Display in one or two shoe boxes, pencil boxes, cake pan with a clear lids, or one standard display box a minimum of 5 and a maximum of 10 species representing at least 4 orders. The boxes should be covered with a piece of plastic wrap, plexiglass or other protective covering taped to the top of the box or attached in some manner. Follow the general guidelines listed for collections. Members may exhibit in this class a maximum of 2 years while they are Cloverbuds. There is no State Fair class for this level.

DIVISION F -DAIRY

1. All 4-H/FFA General Rules, 4-H/FFA General Livestock Rules and Livestock Health Requirements apply.
2. To be eligible to compete in the Dairy division, an exhibitor must be enrolled in the Dairy Project in 4H Online by **May 1.**
3. All Dairy animals are to be in place on the Fairgrounds by 8:00a.m. on **Wednesday, July 24** and remain in place until 8:00a.m. on **Sunday, July 28th.** By the pre-fair deadline of **July 8th,** Dairy heifers must be tagged with a designated 4-H tag. Tag can be in either ear if the animal is not going to be shown at the Kansas State Fair 4-H show or Kansas Junior Livestock Show. Registered dairy do not require a 4-H tag. A copy of the registered animal's official documentation (i.e. registered heifer) is to be on file at the Osborne Extension office by **July 8th.** Registration papers can be in the member or immediate family name to be accepted. Cow/calf pair exhibit will require verification by a 4-H tag, local farm tag or registered documentation of the primary animal (cow) and secondary animals will be allowed to have a local farm tag (calf).
4. Placings for first through fifth place will be made by the judge for the Junior and Senior Dairy Fitting and Showing classes.
5. To be eligible to be sold in the Premium Auction, a Dairy calf, heifer and/or cow must be judged. A Dairy project cannot be shown only in Fitting and Showing class and be sold in Premium Auction.
6. Dairy Show will immediately follow the Beef Show on **Thursday, July 25.**

Class 100. Fitting and Showing - Senior Exhibitor

Class 101. Fitting and Showing - Junior Exhibitor

Class 102. Junior Calf, born March 1 to June 30, current year

Class 103. Intermediate Calf, born December 1 previous year to February 29, current year

Class 104. Senior Calf, born September 1 to November 30, previous year

Class 105. Summer Yearling Heifer, born June 1 to August 31, previous year

Class 106. Junior Yearling Heifer, born March 1 to May 31, previous year

Class 107. Winter Yearling Heifer, born December 1, 2019 to February 28, previous year

Class 108. Senior Yearling Heifer, born September 1 to November 30, 2021

Class 109. Dry Cow, Any Age

Class 110. Junior Two-Year-Old Cow, born March 1 to August 31, 2021

Class 111. Senior Two-Year-Old Cow, born September 1, 2020 to February 28, 2021

Class 112. Three-Year-Old Cow, born September 1, 2019 to February 28, 2020

Class 113. Four-Year-Old Cow, born September 1, 2018 to August 31, 2019

Class 114. Five-Year-Old Cow, born September 1, 2017 to August 31, 2018

DIVISION G **DAIRY GOATS**

1. All 4-H/FFA General Rules, 4-H/FFA General Livestock Rules and Livestock Health Requirements apply.

2. To be eligible to compete in the Dairy Goats division, an exhibitor must be enrolled in the Dairy Goats project in 4-H Online by **May 1**.

3. By the pre-fair deadline of July 8th, dairy goats are to be tagged with a designated 4-H tag. If the dairy goat is registered, a 4-H tag is not required. A copy of the registered animal's official documentation is to be on file at the Osborne Extension Office by July 8th.

4. Dairy Goats are to be in place on the Fairgrounds by **8:00 a.m. on Wednesday, July 24** and remain in place until 8:00 a.m. on Sunday.

5. Livestock weigh-in will begin at **8:30 a.m. on Wednesday, July 24th**.

6. All goats must be identified with a registered tattoo or an official USDA scrapie premise tag.

7. Placings for first through fifth place will be made by the judge for the Junior and Senior Dairy Goat Showmanship classes.

8. To be eligible to be sold in the Premium Auction, a Dairy Goat doe must be judged. A Dairy Goat project cannot be shown only in a Dairy Goat Showmanship class and be sold in Premium Auction.

9. The Dairy Goat show will start immediately after the Meat Goat show on **Thursday, July 25**.

Class 100. Dairy Goat Showmanship – Senior Exhibitor

Class 101. Dairy Goat Showmanship – Junior Exhibitor

10. Registered Dairy Goats – The following breeds will be shown as listed in the classes below: ALPINE, LaMANCHA, NUBIAN, ALL OTHER PUREBREDS (consist of Saanen, Sable & Toggenberg), and RECORDED GRADES.

Class 102. Junior Doe, up to 6 months.

Class 103. Junior Doe, 6 months to 8 months of age (not in milk and not previously freshened)

Class 104. Junior Doe, 8 months to under 12 months (not in milk and not previously freshened).

Class 105. Junior Doe, 12 months to under 24 months (not in milk and not previously freshened).

Class 106. Senior Doe, up to 24 months (in milk or previously freshened).

Class 107. Senior Doe, 24 months or older (in milk or previously freshened).

Grades and Recorded Grades (All breeds shown together)

Class 108. Junior Doe, up to 6 months.

Class 109. Junior Doe, 6 months to 8 months (not in milk and not previously freshened).

Class 110. Junior Doe, 8 months to under 12 months (not in milk and not previously freshened).

Class 111. Junior Doe, 12 months and under 24 months (not in milk and not previously freshened).

Class 112. Senior Doe, up to 24 months (in milk or previously freshened).

Class 113. Senior Doe, 24 months or older (in milk or previously freshened).

DIVISION H - POST ROCK **DISTRICT 4-H DOG SHOW**

1. All 4-H/FFA General Rules for Post Rock District County Fairs will apply.

2. To be eligible to compete in the Post Rock District 4-H Dog Show, an exhibitor must be enrolled in the Dog project in 4-H Online by **May 1**.

3. Dogs must be at least 6 months of age at time of show for Showmanship and Obedience classes. Dogs must be at least 12 months of age at time of show to compete in the Agility class.

4. The Post Rock District 4-H Dog Show will be held **Monday, July 8th at 9:00 a.m.** at the Osborne County Fairgrounds Covered Arena.

5. Dogs are to be **in place 30 minutes prior to judging** and are released 30 minutes after judging is completed.

6. Post Rock District 4-H Dog Show pre-entries will be completed through a Google document. Pre-entries are due **June 24th**. All Post Rock District 4-H members enrolled in the Dog project will be contacted with an email which includes the online registration link.

8. Ribbon premium money will be paid to the exhibitor by their respective Post Rock District county.

9. Prizes will be given for Grand Champion Junior Dog Showmanship, Grand Champion Intermediate Dog Showmanship, Grand Champion Senior Dog Showmanship, Grand Champion Dog Obedience and Grand Champion Rally Obedience. Judge will determine the Grand Champion and Reserve Grand Champion winners based on scores.

10. A volunteer from each Post Rock District county is needed to assist at the dog show, including but not limited to, set up, tear down, records, and awards.

11. The State 4-H Dog Show Immunization Record (only MG-34 Revised, October 2017 accepted) must be completed for each dog entered in the Post Rock District 4-H Dog Show. The record may be printed on any color paper. Originals or photocopies are acceptable. The fully completed form must be presented to the superintendent at check in on the day of the show to be eligible to compete. Teams without the immunization record will not be allowed to show. Required vaccinations include: Bordetella, Distemper, Hepatitis, Parvovirus, Parainfluenza, and Rabies. The rabies vaccination must be administered by a licensed veterinarian. All vaccinations must be current.

12. Any abuse of dogs on grounds, or in the ring, will result in disqualification.

13. No dog in season will be allowed to show.

14. A well-fitting collar of leather, chain, or fabric is to be used for Obedience and Rally Obedience; for Agility, a buckle or snap collar or no collar; for Showmanship, a show lead that serves as both collar and lead or a fine link chain collar, a "snake" chain or a fabric slip collar with a narrow, lightweight fabric or leather lead. No spike, pinch, special training collars and hanging objects from collars are allowed.

15. In Obedience, Agility Competition, and Rally Obedience competition, after receiving two qualifying scores (purple or blue) from two different judges, the team must advance to the next level at the start of the next 4-H year.

16. Any dog fouling the ring will receive a white ribbon. Owners should collect all dog waste in plastic bags and put in trash.

17. Baiting dogs is not allowed in the ring.

18. No mobile phones and/or other electronic devices are allowed in the ring.

Continued to the next page

19. Dogs are not allowed to run at large on fairgrounds. Dogs must be kept on leash at all times except when in the obedience class in the ring.

20. The Post Rock District Dog Show will follow rules and scores as listed in the published Kansas 4-H Dog Show Rule Book 4H1120, January 2023.

Showmanship Competition

21. Entries will be judged on the fitting of the dog: clean and well brushed, tone and condition of coat, healthy appearance, teeth, toenails and eyes. Handler will be judged on alertness, grace, and ease, coordination with dog and reaction of dog to handler with straight and even gait and movement of dog.

22. Ribbon groups for Showmanship: Purple: 95 - 100; Blue: 90 - 94.5; Red: 80 - 89.5; White: 79.5 or less..

Class 100. Dog Showmanship – Junior Exhibitor,
4-H members 7 – 11 years old

Class 101. Dog Showmanship – Intermediate Exhibitor,
4-H members 12 – 14 years old

Class 102. Dog Showmanship - Senior Exhibitor,
4-H members 15 – 18 years old

Obedience Competition

23. A 4-Her may enter only one dog per class. In case of a tie, a run-off on the heel free exercise will be held with one team performing at a time.

24. After receiving two qualifying scores (purple or blue) from two different judges, an obedience level team must advance to the next level at the start of the 4-H year.

25. Pre-Novice ribbon groups will be: Purple: 150 – 160; Blue: 135 – 149.5; Red: 120 – 134.5; White: 119.5 or less

29. Novice Ribbon groups will be: Purple: 190 – 200; Blue: 170 – 189.5; Red: 150 – 169; White: 149.5 or less

Class 103. Pre-Novice A- For all first year handlers with first year dogs only (Not eligible for State Fair)

Class 104. Pre-Novice B – For Experienced 4-Hers or experienced dog. Same point system as Pre-Novice A. (Not eligible for State Fair)

Class 105. Novice

Class 106. Graduate Novice

Class 107. Open A

Class 108. Open B

Agility Competition

26. All the rules that are listed in the Kansas 4-H Agility Dog Show Rule Book will apply.

27. After receiving two qualifying scores (purple or blue) from two different judges, the team must advance to the next level at the start of the 4-H year.

28. Dogs must be at least 12 months old before competing.

29. Divisions for all Agility classes are:

Division 1. Small dogs - - under 15” at the withers

Division 2. Medium dogs - - 15 - 20” at the withers

Division 3. Large dogs - - more than 20” at the withers

30. The ribbon groups for Agility: Purple: 190-200;

Blue: 170-189.5; Red: 150-169.5; White: 149.5 and less.

Class 109. Pre-Agility I (Not eligible for Kansas State Fair)

Class 110. Agility I

Class 111. Agility II (if obstacles are available)

Rally Obedience Competition

31. After receiving two qualifying scores (blue or purple) from two different judges, a rally obedience team must advance to the next level at the start of the next 4-H year.

Class 112. Rally Level I is on lead and for local show only

Class 113. Rally Level II

Class 114. Rally Level III

DIVISION I **ELECTRIC AND RENEWABLE** **ENERGY**

1. All 4-H/FFA General rules apply.

2. To be eligible to compete in the Electric and Renewable Energy division, an exhibitor must be enrolled in Electric and Renewable Energy project in 4-H Online by **May 1**.

3. Exhibits are to be **in place 30 minutes before the start of the Energy Management division judging on Wednesday, July 24** and remain in place until **8:00a.m. Sunday, July 28th**. After pre-entries have been received, a judging schedule will be provided.

4. Only those who have met the requirements of the Electric and Renewable Energy project are eligible to exhibit in this division.

5. A sheet of operating instructions must be furnished for any exhibit not self-explanatory.

6. Items may have been used, but if so, should be cleaned before exhibiting.

7. Projects must be constructed such that the judges have access to examine the quality and safety of workmanship. Articles must be operational and meet minimum safety standards.

8. Classes 100, 101 and 102 under Electrical and Electronics must be operable using only 110 or 120V AC or battery power. If battery power is required, batteries must be furnished.

9. Any project with complexity of size or electronics must have (a) instructions for assembly and use and (b) equipment available at time of judging for actual testing of exhibit. A sheet of operating instructions must be furnished. Include instruction/assembly manual if project is from a kit. Include plans if an original project.

10. No hand dipped solder may be used on exhibits.

11. A Grand Champion and Reserve Grand Champion will be selected for Junior Exhibitors as well as Senior Exhibitors..

ELECTRICAL AND ELECTRONICS

Class 100. AC Electric Projects – Electric projects with a 110 or 120V alternating current (AC) power source. Some project examples are household wiring demonstrations, small appliances extension cords, trouble lights, indoor or outdoor wiring boards, or shop lights. Projects may be a restoration or original construction. The project must be operational and meet minimum safety standards. AC projects must be 110/120 V, no 240 V exhibits are allowed, and must be constructed such that the judges have wiring access to examine the quality and safety of workmanship.

Continued to the next page

Class 101. DC Electric Projects – Electric projects with a battery or direct current (DC) power source. This class includes electric kits or original projects. This class also includes demonstration DC powered projects. Examples include but are not limited to: wiring two or three way switches, difference between series/parallel lighting circuits or wiring doorbells switches.

All DC electric projects must include batteries supplied by 4-Her.

Class 102. Electronic Projects – Electronic projects with a battery or direct current power source. This class includes electronic kits or original projects. Examples include: radios, telephones, toy robots, light meters, security systems, etc. May be constructed using printed circuit board, wire wrap, or breadboard techniques. Include instruction/assembly manual if from a kit. Include plans if an original project.

Class 103. Educational Displays and Exhibits – The purpose of the educational display and exhibit is to educate the viewer about a specific area of the electrical or electronics project. The display and exhibit should illustrate one basic idea. This class includes any educational displays, exhibits or science fair projects which DO NOT have a power source, i.e. exhibits, posters or displays of wire types, conduit types, electrical safety, tool or motor parts identification or electrical terminology. Educational displays and exhibits must be legible from a distance of four feet, using a maximum tri-fold size of 3' x 4' ..

Alternative Energy (A form of energy derived from a natural source, such as the sun, geothermal, wind, tides, or waves)

All exhibits in this division are limited in size to standard, tri-fold, display boards (36" x 48") and items may not extend beyond 12" from the back board. All displays must be self-standing.

Class 104. Educational Display – Create an exhibit that addresses a focused topic related to power generated from a renewable Energy source. The purpose of the exhibit is to inform and create awareness.

Class 105. Experiment – Display an experiment addressing a problem or question related to power generated from a renewable Energy source. Include hypothesis, background research, variables, a control, data, findings, conclusions and recommendations for future study.

DIVISION J **ENGINEERING & TECHNOLOGY**

**(Astronomy, Building Block Engineering Computers,
Robots, Rockets and Uncrewed Aerial Systems)**

1. All 4-H/FFA General Rules apply.
2. To be eligible to compete in the Engineering and Technology Division (Astronomy, Computers, Robotics, Rocketry, Uncrewed Aerial Systems or Building Block Engineering), an exhibitor must be enrolled in the appropriate project in 4-H Online by **May 1**.
3. Exhibits are to be **in place 30 minutes before the start of Engineering and Technology division judging on Wednesday, July 24** and remain in place until **8:00 a.m. on Sunday, July 28th**. After the pre-entry deadline, a judging schedule will be provided.
4. Exhibits must be constructed and/or completed during current project year.
5. Exhibits at the county level are encouraged, but not required to meet the supplemental information requirements expected at the State Fair unless it is specifically noted under each project phase and class. Supplemental information is not required for educational exhibit classes.

6. If a safety risk or violation is recognized, the exhibit may be lowered one ribbon placed or disqualified, per judge and superintendent discretion.

7. A Grand and Reserve Grand Champion award will be selected for Junior Exhibitors as well as Senior Exhibitors in each of the areas Astronomy, Building Block Engineering, Computers, Robotics, Rocketry, and Uncrewed Aerial Systems.

ENGINEERING AND TECHNOLOGY EDUCATIONAL EXHIBIT RULES

1. For notebooks, display boards, and posters, no additional exhibit information is required; no manila envelope is needed for these exhibits.

2. Exhibits are to have a **clear link to the Engineering and Technology areas** of astronomy, computers, rocketry, robotics, or uncrewed aerial systems. Educational exhibits outside of these Engineering and Technology areas should be displayed in the other program areas. Just because an educational exhibit relates to the broad concept of Engineering and Technology does not qualify it to be displayed in the Engineering and Technology Educational Exhibit area. Exhibits that do not clearly show a clear and direct relationship to the Engineering and Technology project areas of astronomy, computers, robotics, rocketry, or UAS as previously defined will be disqualified.

3. Exhibits in posters, notebooks and display boards must contain substantial supporting educational

4. Educational display boards, posters and notebooks should be creative and showcase details about the knowledge learned in the project during the current 4-H year. Value is placed on youth who can demonstrate how their skills have increased while completing the project. Each exhibit will be judged on uniqueness, creativity, neatness, accuracy of material, knowledge gained, and content. An exhibit judging score sheet available at <http://robotics.engtech4ks.com> For example, a rocket that may have crashed and/or is highly damaged may be made into an educational display or poster that tells a great story with many lessons learned.

5. Follow copyright laws, citing all sources of information in a standard notation. Sources of information must be cited on the front of your exhibit, including all posters and educational display boards.

6. Educational displays are not to exceed a standard commercial 3' x 4' tri-fold display board. No card table exhibits will be allowed. Care should be taken to use durable materials that will withstand conditions at the Osborne County Fair.

7. "Construction Kits" that are part of Educational displays must be contained in cases (tackle boxes, sealable containers, etc.) that may not be larger than 1' x 2' x 2' and must have a latch which securely keeps all components contained in the "Construction Kits". Other components are to adhere to appropriate dimensions as stated elsewhere.

8. Educational Project notebooks must be organized in a 3-ring binder.

9. Any three-dimensional poster or display board exhibits may not be thicker than 2 inches.

10. Engines and igniters for rockets ARE NOT permitted with the exhibit and constitute an immediate disqualification. This is for safety reasons and includes both spent and live engines.

11. Exhibitor's name, Extension Unit, age, and year(s) in project must be tagged or labeled in a prominent location on the notebook, and/or "Construction Kit". For education displays and/or posters, the exhibitor's name, county or district, age and year(s) in project must be tagged or labeled on the back of the exhibit. Exhibit cards are not sufficient as they may be removed or repositioned for display.

12. Exhibits should possess the following qualities (in no particular order):

- a. A Central theme
- b. What you want others to learn
- c. Be designed and constructed in a manner befitting the exhibit
- d. Be something you are interested in
- e. Be related to Astronomy, Computer System, Robotics, Rocketry, or Uncrewed Aerial Systems.

13. If a safety violation is noted by the judges, superintendent, or other staff, the exhibitor's exhibit, at the judge's discretion, will receive a participation ribbon.

ASTRONOMY

1. Telescopes entered in this division may be built from a kit or by original design. Pre-finished telescopes which require no construction are not acceptable exhibits.

2. Telescopes are limited to no more than six feet in length. They must be placed on a stationary stand that does not allow the telescope to roll and/or fall over. The stand cannot extend past two feet in length or width.

3. Telescope exhibits must include construction plan (or a photocopy) of the telescope. Two photographs showing telescope construction and operation are required. Photographs should be mounted on the side of an 8 1/2" x 11" page. A brief caption should accompany each photograph. Safely secure all documents to the exhibits.

4. Educational exhibits should follow guidelines described at beginning of Engineering and Technology division content.

Class 100. Telescope made from kit

Class 101. Telescope made from original design

Class 102. Astronomy Educational Display

Class 103. Astronomy Educational Notebook

Class 104. Astronomy Educational Poster

BUILDING BLOCK ENGINEERING

1. This project allows youth to explore architectural design in a three-dimensional space. The intent for this project is to allow youth to explore the construction and gain knowledge through interaction with a common toy.

2. Exhibits must be constructed and/or completed during current project year.

3. State Fair eligible class exhibits total exhibit dimensions may not exceed 2 feet high, by 2 feet wide, by 2 feet deep. The minimum exhibit dimensions must be at least 6 inches wide and deep for state fair eligible classes.

4. Exhibitors are encouraged to place exhibit in a sturdy see through enclosure. This is to keep exhibit components from being "scattered to parts unknown" at the fair. The outer dimensions of the enclosure do not count towards the total exhibit dimensions but should not be excessive. To exhibit entries at State Fair, they should be placed in a sturdy see through enclosure with a top, bottom and 4 sides. A clear tub turned upside down with the exhibit placed on the lid would be an acceptable enclosure. It may be desirable to place a cutting board or other hard surface between the lid and base plate of the exhibit to make it more sturdy. The entire exhibit should fit in the display enclosure so the enclosure does not smash into the exhibit during movement.

5. All components used in construction should be dust and hair free, clean, free of chips, scuffs, cracks or broken blocks. Architectural elements should have a consistent look. Gaps or cracks should not be visible between assembled blocks unless they fit with the story, for example an earthquake.

6. The primary building component should be interlocking blocks, commonly referred to by the brand name of Lego..

7. Other components can be integrated into dioramas to illustrate architectural aspects that may be difficult to convey with traditional interlocking blocks, for example marbles for small round objects.

8. The use of existing "store bought" sets for major elements of the display is not allowed, use of figurines from sets is allowed as is using individual bricks or small sub-assemblies to create something different than the set it came from. For example, a car hood or front end from a car kit could be used in a "car museum" just not the entire car.

9. Dioramas should be suitably complex and have multiple elements, for example a camp site that has a log cabin, a tree fort, and a car.

10. Vehicles that are intended to stay in a single place should be affixed to base plates with sticky tack, hot glue, or other method.

11. Mechanical enhancements or motion elements that add motion to the diorama are acceptable and encouraged. If used, judges should be able to use them and instructions should be provided for operation.

12. All dioramas should have a story, which is part of the information pack, that describes what is happening in the diorama; this can be as simple (the nursery rhyme "Jack and Jill" for example) or complex as needed to explain to someone looking at the exhibit what is happening.

13. Mechanical enhancements or motion elements that add motion to the diorama are acceptable and encouraged. For example, marry-go-rounds, doors, elevators, gears, marbles going down a channel, flapping wings, animatronics, etc. If included judges should be able to use them and instructions should be provided for operation either in the story or on a separate page.

14. Artistic designs, for example recreating paintings like the "Mona Lisa" or "Stary Nights" and sculptures like "David," are not permitted as exhibits and one ribbon placing should be deducted, with no architectural design/components are not permitted and two ribbon placings will be deducted, these exhibits should be displayed in Visual Arts.

15. Exhibitors receiving a purple ribbon who plan to take their exhibit to the Kansas State Fair need to check the 2024 Kansas State Fair 4-H Exhibitors Handbook for additional details on exhibit labels and information packets.

16. Educational exhibits should follow guidelines described at beginning of Engineering and Technology division content.

17. With each exhibit include the following information:

- a. 1 to 5 pages of photos showing work on the exhibit, preferably from a beginning state to final or completed state. Final pictures help in determining where a part might go in case something comes loose.
- b. If appropriate, operating instructions for mechanical portions of the diorama.

18. A Grand Champion and Reserve Grand Champion will be selected for Junior Exhibitors as well as Senior Exhibitors.

Class 100. Basic Design – Any design. Can be original or kit. Not state fair eligible.

Class 101. Interlocking brick diorama built from scratch.

Class 102. Advanced Interlocking brick diorama built from scratch

Class 103. Building Block Engineering Educational Display

Class 104. Building Block Engineering Educational Notebook

Class 105. Building Block Engineering Educational Poster

COMPUTER SCIENCE

1. Any item which IS NOT a notebook, display board, or poster displayed in this project is considered a “computer system” exhibit and must follow the rules below.

2. The computer systems portion of the project is designed to allow members to explore how information is moved from one part of the computer to the other; how information is moved between two or more computer systems (networking); how information is stored; or how information is acted on (programming).

3. The actual construction of computer hardware (i.e. building a computer, electronic devices with a mother-board based manipulation) will remain in the Energy Management division.

4. Educational exhibits should follow guidelines described at beginning of Engineering and Technology division content

5. All exhibits must be:

a. Self contained on a USB drive (thumb drive, flash drive, jump drive, or any other name for a small USB storage device). This means that a judge can plug in the USB drive into a computer and run the exhibit as described below.

b. OR System-On-A-Chip (SOC), (such as Raspberry Pi) or a Micro-Controller (such as an Arduino or Ozobot) and is a compact (8” x 8” x 8”) system which can be programmed AND requires minimal assembly to operate.

6. Exhibition in a computer systems class should follow the rules and guidelines for 4-H Computer Science in the 2024 Kansas State Fair’s Kansas 4-H Handbook. This information be accessed at the Extension Office.

7. Physical computers such as tablets, smart phones, laptops, or personal computers (PC’s) will not be accepted as an exhibit.

8. Educational exhibits should follow guidelines described at start of Engineering and Technology division content.

Class 100. Computer program, application, app, script, or coded system that is new and unique (not merely a file run in a program, such as a ‘word document’ or a picture drawn in ‘Microsoft Paint’.)

Class 101. Computer presentation (power point, web page/site, animated graphics such as gifs, etc.)

Class 102. Single computer system (web server, database server, etc.) represented as a virtual machine

Class 103. Networked system consisting of two or more virtual machines.

Class 104. Chip system- a small (8” X 8” X 8”) programmed physical device that accomplishes a specific task

Class 105. Computer Science Educational Display

Class 106. Computer Science Educational Notebook

Class 107. Computer Science Educational Poster

ROBOTICS

1. An exhibitor may enter two robots per class.

2. Exhibits must have been constructed and/or completed during the current 4-H year.

3. Each exhibitor is encouraged to complete the 4-H Robotics Exhibit Information Form which is available through the local Extension office or at <http://robotics.engtech4ks.com>. This is a requirement if exhibits are exhibited at the Kansas State Fair.

4. Each robot must be free-standing, without the need for additional supports in order to be moved or exhibited. Each exhibit must include a robot. Information packets are not a sufficient exhibit.

5. Robots must have automated articulated structures (arms, wheels, grippers, etc.). Game consoles that display on a screen are not considered robots and should either be entered in another division (such as computer science or energy management). Robots

requiring no assembly, just programming, such as Ozobots, are considered computer systems projects as the skill is focused on the programming not the construction of the robot.

6. Robot dimensions should not exceed 2 feet high, by 2 feet wide, by 2 feet deep. Weight may not exceed 15 pounds.

7. Materials including but not limited to obstacles, spare batteries, and mats for testing the robot may be placed in a separate container, which is not included in the robot’s dimensions. Label all items accordingly.

8. All electric components of the robot must be adequately covered or concealed with a protective enclosure. Paper is NOT considered an adequate enclosure or covering for electrical components.

9. Robots may be powered by an electrical, battery, water, air or solar source only. Junk drawer robots may be powered by a non-traditional power source. Robots powered by fossil fuels/flammable liquids will be disqualified. Robots cannot include weaponry of any kind and will be disqualified. Weaponry is defined as any instrument, possession or creation, physical and/or electrical that is intended to inflict damage and/or harm to individuals, animal life, and/or property.

10. Remote controlled robots are allowed under certain conditions provided that the robot is not drivable. Robots programmed on phones/tablets need to have a specific program created. Using motion controls to move the robot are not acceptable, for example “press forward on the screen to make the robot go forward.: Robotic arms (hydraulic or electric) are allowed. A remote is allowed provided more than a single action happens when a single button is pressed on the remote, for example “a motor spins for 3 seconds, at which point an actuator is triggered, then the motor spins for 3 more seconds.” Remote controlled cars, boats, planes and/or action figures, etc. are not allowed.

11. Each robot must be in working condition. The judges will operate each robot to evaluate its workmanship and ability to complete its intended task. The exhibitor must provide ALL equipment needed to operate the exhibit.

12. Exhibitors receiving a purple ribbon and planning to exhibit at the Kansas State Fair need to refer to the 2024 Kansas State Fair 4-H Handbook for additional requirements such as the 4-H Robotics Exhibit Information Form, written instructions, a video and one to five pages of project photographs.

13. Creativity, workmanship, and functionality will be considered during judging. All robots should have a purpose or intended function; examples include, but are not limited to: following a line, sweeping the floor, solving a rubix cube, sorting colors, or climbing stairs.

14. Educational exhibits should follow guidelines described in the section on division content.

Class 100. Robot made from a commercial (purchased) kit. (No Programming just assembly)

Class 101. Robot designed and constructed by exhibitor – The robot must not be a mere modification of an existing robot kit or plan.

Class 102. Programmable robot made from a commercial (purchased) kit

Class 103. Robot designed and constructed by exhibitor or from a commercial kit, that is operated by a remote controlled device

Class 104. Junk Drawer Robotics

Class 105. Other robot – Not state fair eligible

Continued to the next page

Class 106. Team Robotics Project – Robot designed and constructed by two or more 4-H project members. The robot must not be a mere modification of an existing robot kit or plan. The robot may be a programmable type that is made from a commercial (purchased) kit. This class is designed to encourage teamwork and cooperation among fellow 4-H members. As with many high tech projects today, no one person designs and builds a robot alone. It takes the brainstorming, planning, problem solving and cooperation of an entire team to complete a given robotics project.

Class 107. Robotics Educational Display,

Class 108. Robotics Educational Notebook

Class 109. Robotics Educational Poster

ROCKETRY

1. An exhibitor may enter two rockets in each class and exhibits must have been constructed and/or completed during the current year. If two rockets are entered, one rocket must be a “model rocket kit”, the second may be entered into any other applicable class.

2. Rockets should be flown unless there is an active burn ban in the county or conditions are too dangerous to safely launch the rocket. Just flying the last stage (the part with the nose cone) of a multi-stage rocket is acceptable. If a fire burn is in effect in the county of residence, the exhibitor is not required to launch their rocket(s).

3. If a rocket qualifies for the Kansas State Fair, exhibitors should read the State Fair rules for Rocketry division.

4. 4-Hers are to complete and sign the Rocketry Information form, available from <http://rocketry.engtech4ks.com> or contact your local Extension Office. Attach it to a 10” x 13” “manilla envelope”. Exhibitors are encouraged, not required, to complete the “4-H Rocket Exhibit Information Form” for the Osborne County Fair. The envelope should contain

- a. Instructions on how to construct the rocket
- b. Up to 5 pages of pictures. Pictures are to be attached to sheets of paper, from both construction and launch
- c. Documentation of any flight damage that occurred.
- d. Any modifications to the rocket except for paint scheme and decals.
- e. An additional page for altitude calculations if the space on the form is not enough.
- f. Additionally, for original design rockets, also known as “scratch built” rockets, 5 additional pages of photos are allowed and documentation of how the rocket was tested for stability.

g. Rockets are to be displayed upright on a display stand with a sturdy rod that does not extend past the top of the rocket, or stand unassisted, unless the rocket is taller than 4 feet in which case no display stand is required and the rocket may be displayed on its side. Rockets are not to be displayed on launch pads to save space and prevent someone from being poked in the eye.

5. Rockets ARE NOT to be displayed with used or unused rocket engines either in the rocket or as part of the stand. If rocket engines are included in the exhibit the judge may disqualify the exhibit.

6. Educational exhibits should follow guidelines described at start of Engineering and Technology division content.

7. Rockets, except those in the “Beginner classes”, are not to be “beginner kits” or use prefabricated (molded plastic) fin assemblies or pre-finished rockets requiring no painting.

8. Angles of fins must fall within a plus or minus 2-degree variation using an approved fin alignment guide (such as KSSTAC10). An official fin guide is available from <http://rocketry.engtech4ks.com>

9. Fins and body tubes, except those in the introductory classes,

are to be filled and sealed with putty, sanding sealer and/or primer or other suitable filler to eliminate the appearance of body grooves and wood grain.

10. Fins and launch lugs are to be filleted to reduce drag and properly secure them to the model.

11. Engine mounts are to be securely attached to the body tube.

12. Any seams on plastic parts are to be sanded smooth.

13. The recovery system (typically a parachute or streamer) should be attached according to the instructions.

14. The nose cone is to fit snugly but still allow for easy removal.

15. Exhibits must be uniformly painted and smoothly finished without “runs”, “orange peel”, or “alligator skin” or finished as per rocket instructions (for example, no painting required) and decals, if used, are applied smoothly.

16. Models may not be judged based on their paint scheme (colors and placement on the rocket), except for rockets that fit the definition of a “scale model” and are entered in the scale model class. All other rockets do not have to follow the suggested paint scheme, allowing the 4-H'er to display maximum creativity in the finishing of their rocket. Under no circumstances is the weight given to the paint scheme to be sufficient enough, by itself, to move the non-scale model from one ribbon placing to another.

17. “Scale models” entered in the scale model class may be judged based on their paint scheme. The judge may deduct up to one ribbon placing for not following the paint scheme.

18. “Scale Models” displayed in the scale model class are to be finished and completed with a majority (greater than 70%) of decals. For all other rockets the use of decals is optional.

19. Original design rockets cannot be a modification of a pre-existing kit and must be of original design.

20. Original design rocket must be designed by the exhibitor.

21. Exhibitors must be 11 years of age or older to enter an original design rocket.

22. Original design rockets must include detailed instructions, so that someone could construct the original designed rocket just like a kit purchased at a store. Instructions can be as many pages as needed to convey full and complete construction techniques.

23. For a rocket entered in the original design classes, describe in the summary how the rocket was tested for stability prior to flying. Swing testing of the rocket is required. Other tests and calculations are strongly encouraged. Exhibitors must include documentation of the swing test. Failure to swing test a rock will result in deduction of two ribbon placings.

24. Rockets that use more than one “D” engine or equivalent are considered mid or high-power rockets in 4-H.

25. Mid and High-Power exhibitors must be at least 14 years of age by January 1 of the current year.

26. In addition to the information packet completed for all rockets, a high-power information form is to be completed and placed inside of the information packet. This may be downloaded from <http://rocketry.engtech4ks.com>.

27. Exhibitors in the mid and high power divisions must hold memberships in either NAR or Tripoli organizations.

28. The NAR High Power Rocket Safety Code applies to the construction and launching of all rockets displayed in this division. As such all mid and high-power rocketry exhibitors must comply with the NAR High Power Rocket Safety Code that is in effect as of October 1st of the current 4-H year.

29. All rockets in the mid and high-power divisions are to be launched under adult supervision by the 4-H member who constructed the rocket.

Continued to the next page

30. For rockets launched using an engine(s) that have 160.1 (“H” engine or equivalent amount of smaller engines) Newton’s-seconds or larger, adult supervision must be provided by an individual having at least a level 1 high power certification. The 4-H member should also hold or be attempting to attain their level 1 high power certification if launching on this large of an engine.

As defined by the National Association of Rocketry (NAR), a scale model is “any model rockets that is a true scale model of an existing or historical guided missile, rocket vehicle or space vehicle”. The intent of scale modeling, according to the NAR, “to produce an accurate, flying replica of a real rocket vehicle that exhibits maximum craftsmanship in construction, finish and flight performance.” (NAR “Pink Book” 50.1 4-1)

Level I (Ages 7-8 years)

Class 100. Rocket made from kit, without pre-assembled fin units. Includes plans. Not State Fair eligible.

Class 101. Rocket made from “beginners kit”. Include plans. Rockets in this class may have pre-assembled fin units (plastic). This class is for first and second year 4-H members to explore the Rocketry project. Not State Fair eligible.

Class 102. Scale Model Rocket made from kit includes plans. Not State Fair eligible.

Level II (Ages 9-13 years)

Class 103. Rocket made from kit. Include plans.

Class 104. Scale Model Rocket made from kit. Include plans.

Level III (Ages 11-13 years)

9 and 10 year olds may not enter this class.

Class 105. Rocket designed by exhibitor: not merely a modification of an existing kit. Include original plans.

Class 106. Scale Model Rocket designed by exhibitor: not merely a modification of an existing kit. Include original plans and stability testing.

Level IV (Ages 14 years and older)

Class 107. Rocket made from kit. Include plans.

Class 108. Rocket designed by exhibitor: not merely a modification of an existing kit. Include original plans.

Class 109. Scale Model Rocket made from kit. Include plans

Class 110. Scale Model Rocket designed by exhibitor: not merely a modification of an existing kit. Include original plans and stability testing.

Class 111. Mid or high-power rocket made from kit or original design.

This class is designed to encourage teamwork among individuals and clubs to work on a rocket from the initial design to the finished product. This class is for 4-H members 11 years and older.

Class 112. Rocket designed by 2 or more exhibitors: not merely a modification of an existing kit. Include original plans.

Class 113. Rocketry Educational Display

Class 114. Rocketry Educational Notebook

Class 115. Rocketry Educational Poster Board

UNCREWED AERIAL SYSTEM

1. The 4-H Uncrewed Aerial System or UAS project explores the world from above the trees and discovers new frontiers with UASs. UASs are commonly known as Uncrewed Aerial Vehicles (UAVs) or drones. Members explore the uses and applications of uncrewed aerial system including how UASs link to other projects such as

geology, robotics, electronics, crop science and many more.

2. UAS exhibits that include or depict weaponry of any kind are not allowed. Exhibition in a UAS classes should follow the definitions, rules and guidelines for 4-H Space Tech-Unmanned Aerial Systems in the Kansas State Fair’s Kansas 4-H Exhibitor Guide. The Guide can be accessed at the Extension Office.

3. UAS exhibits that include or depict weaponry of any kind are not allowed and will be disqualified.

4. Educational exhibits should follow guidelines described at start of Space Tech division content.

Class 100. Uncrewed Aerial System designed and constructed by exhibitor that is operated by a remote controlled device. The UAS must not be a mere modification of an existing kit or plan. You may not exhibit a UAS that is purchased off the shelf in this class.

Class 101. Practical application of an Uncrewed Aerial System constructed from a commercial (purchased) kit. Refer to Kansas State Fair’s Kansas 4-H Exhibitor Guide for class’s complete details. The class includes one or more of the following: video, notebook, poster, display board, etc.

Class 102. Uncrewed Aerial System Educational Display

Class 103. Uncrewed Aerial System Notebook

Class 104. Uncrewed Aerial System Poster

DIVISION K — ENTOMOLOGY, GEOLOGY AND LAPIDARY

1. All 4-H/FFA general rules apply.

2. To be eligible to compete in the Entomology, Geology and Lapidary division, an exhibitor must be enrolled in the appropriate corresponding project for their exhibit(s) in 4-H Online by **May 1**.

3. Exhibits are to be **in place 30 minutes before the start of Entomology, Geology and Lapidary division judging on Wednesday, July 24** and remain in place until **8:00 a.m. Sunday, July 28**. After pre-entries have been received, a judging schedule will be provided.

4. All entries should be submitted in an 18 x 24 x 3.5-inch wooden display box with a clear plastic top (such as Plexiglas). Boxes can be handmade or purchased as long as they are of the correct size. Here is a link to Entomology Box instructions and plans - www.kansas4-h.org/projects/natural-resources/entomology/docs/tips-exhibiting-insects.pdf

5. 4-Hers may choose to use one of two taxonomies:

6. Each exhibitor is required to identify each box with two identification labels bearing Exhibitor’s name, county or district, the collection class 4-H’er is enrolled in and statement of taxonomy used. One label goes in the upper left corner of the box (inside) and the other on the lower right corner of the box (outside). Arrange specimens in the box so the box can be displayed lengthwise.

7. The number of orders, specimens (and families where required) must be included on both of the exhibitor’s box identification labels. Only one adult insect per species can be used in the Collection Boxes and Notebook classes, unless labeled as male or female and correctly identified.

8. Arrange specimens in groups or rows parallel to the short sides of the box. Specimens are to be arranged by Order in the box, then Family where required.

9. Two labels should be centered on the pin beneath each specimen. First (closest to the specimen) is the common name label and the second label should include date/locality. Full county name and state abbreviation should be on the second label. Collector’s name (or host) on the date/locality label is optional.

Continued to the next page

10. The specimens should be collected by the exhibitor and should focus on Kansas insects. Insects may be collected from one county into bordering states and labeled accordingly. Please refer to "Entomology Collection Exhibit Resource" for full details on out-of-state insects in collections.

11. Only specimens of the class Insecta should be collected.

12. Specimens of soft bodied insects such as sphids, lice, termites, etc. should be exhibited in alcohol filled vials; however, the use of alcohol filled vials should be limited to only those specimens that lose their shape when pinned, since the vials pose a significant hazard to the rest of the collection if they become loose in transit.

13. A Grand Champion and Reserve Grand Champion will be selected for Junior Exhibitors as well as Senior Exhibitors.

Entomology Collection

Class 100. Introductory Educational Exhibit: This class is for youth exhibiting in the Introductory Collection or Introductory Notebook classes. This class is for 7 and 8 year olds only exhibiting in this category.

Class 101. Introductory Entomology Collection – In one standard box, display an entomology collection that is not equivalent to State Fair minimum requirements (Class 101 and above). Not eligible for State Fair.

Class 102. Beginning I Entomology Collection – Display in one standard box a minimum of 50 and maximum of 125 species representing at least 7 orders. Members can exhibit in this class a maximum of 3 years at the State Fair, or until they receive a purple ribbon at the State Fair, whichever comes first and then they are moved up a division.

Class 103. Beginning II Entomology Collection – Display in one standard box a minimum of 75 and maximum of 150 species representing at least 9 orders. State Fair exhibiting rules apply.

Class 104. Intermediate Entomology Collection – Display a minimum of 100 and maximum of 300 species representing at least 10 orders. Two standard boxes can be used. Family identification is required in two of the six basic orders. On a piece of paper list what you did to improve your collection during the current year. See State Fair guidelines for examples.

Class 105. Advanced Entomology Collection – Display a minimum of 150 and maximum of 450 species representing at least 12 orders. Three standard boxes can be used. Family identification is required for all insects belonging to the six basic orders. On a piece of paper list what you did to improve your collection during the current year. See State Fair guidelines for examples..

Entomology Educational Notebook Individual entries are to be placed for display in a three-ring notebook for judging.

Class 106. Introductory Entomology Notebook – Display a minimum of 10 and a maximum of 30 insect species representing at least 6 different orders. A 4-H member may exhibit in this class for a maximum of two years at State Fair. Follow the guidelines listed for the equivalent State Fair class.

Class 107. Beginning Entomology Notebook – Display a minimum of 20 and a maximum of 60 insect species representing at least 7 different orders. A Special Project is to be included. Members can exhibit in this class a maximum of 3 years or until they receive a purple ribbon at the State Fair, whichever comes first. Follow the guidelines listed for the equivalent State Fair class.

Class 108. Intermediate Entomology Notebook – Display a minimum of 60 and a maximum of 100 insect species representing at least 9 different orders. A Special Project is to be included. Family identification is required for all insects in any two of the six basic orders. A 4-H member may exhibit in this class for a maximum of 3 years at the State Fair. A 4-Her may move up if he/she receives a purple ribbon. Follow the guidelines listed for the equivalent State Fair class.

Class 109. Advanced Entomology Notebook – Display a minimum of 100 and a maximum of 200 species representing at least 12 different orders. A Special Project is to be included. Family identification is required for all insects in the six basic orders. Family identification in the remaining orders is optional. Years of participation in this class is unrestricted. Follow the guidelines listed for the equivalent State Fair class.

Entomology Educational Display Rules

1. Share with others what you learned in this project. Exhibit any activity or learning experience related to the field of entomology or the Teaming with Insects curriculum that does not fit into the other entomology collection or notebook classes.

2. Follow copyright laws as explained in the General Rules.

3. The exhibit may be, but isn't limited to, original works, digital presentations (must provide printed hardcopy for exhibit purposes for duration of the fair), programs, websites, games, apps, display box, notebook, display or poster which you have made.

4. If the exhibit is a wooden display box, it must be 18x24x3.5 inches with a clear plastic (such as plexiglass) and displayed horizontally. If the exhibit is a poster, it must not be larger than 22"x28". If the exhibit is a display, maximum size in not to exceed a standard commercial 3'x4' tri-fold display board.

Monarch Butterfly Educational Display Rules

Monarch Butterfly Educational Display Rules: Monarch Butterflies were officially put on the Endangered Species List on July 21, 2022. Having the scientific name *Danatus plexippus*, this migratory butterfly is well known for its spectacular annual journey of up to 3,000 miles across the Americas. It is now threatened with extinction due to habitat loss and climate change. 4-Hers can play a critical role in helping to bring habitat back for the Monarch Butterfly. They can help educate the public on ways to establish food sanctuaries for this butterfly species and help bring them back from the threat of extinction.

1. Exhibits should teach the public about the Monarch Butterfly and/or ways to protect and conserve it. The information could show nectar sources for adult butterflies and food sources for caterpillars, Monarch tagging activities, collection of native milkweed and then packaging it to give to others to plant, a group working together to plant a Monarch friendly garden, etc.

2. 4-Hers may create a poster, notebook, standard size tri-fold, diorama, slide show or other visual display that shows information on Monarch Butterflies.

3. If a slide show is created, it should be presented on a zip drive along with a printed copy of the presentation.

Class 110. Beginning Educational Exhibit.

See Kansas State Fair Entomology guidelines.

Class 111. Intermediate Educational Exhibit.

See Kansas State Fair Entomology guidelines.

Class 112. Advanced Educational Exhibit.

See Kansas State Fair Entomology guidelines.

Class 113. Beginning Monarch Butterfly Educational

Display Class: for 4-H members enrolled in Beginning I or II

Class 114. Intermediate Monarch Butterfly Educational Display
Class: for 4-H members enrolled in Intermediate

Class 115. Advanced Monarch Butterfly Educational Display
Class: for 4-H members enrolled in Advanced

GEOLOGY AND LAPIDARY

1. Exhibition in geology and lapidary should follow the rules and guidelines for 4-H Geology and Lapidary in the Kansas State Fair's Kansas 4-H Exhibitor Guide. The Guide can be accessed at the Extension Office.

2. The exhibit box for Geology and Lapidary should be 18" x 24" x 3 1/2". Plexiglass covers are required. All specimens are to be arranged across the narrow (18") dimension of the exhibit box, making the exhibit 18" across the top and 24" deep exactly. If a box has sliding Plexiglas cover, it must be removable from the top.

3. See State Fair guidelines for labeling and display expectations of Geology and Lapidary exhibits. See State Fair guidelines for class specifications as outlined in the equivalent State Fair class.

4. Classes will be judged based on Workmanship and Content = 60%; Presentation and Showmanship = 30%; Accuracy of Information = 10%.

5. A Grand Champion and Reserve Grand Champion will be selected for Junior Exhibitors as well as Senior Exhibitors.

Class 100. Geology – Display in one exhibit box at least 15 rocks, minerals and fossils collected during the current 4-H year. This class is for individuals who are beginners in the project and who have never exhibited at State Fair.

Class 101. Geology – Display in one exhibit box at least 30 different rocks, minerals or fossils (at least 5 of each). **Fifteen must be collected during the current 4-H year.** This class is open to those exhibiting either first or second time at State Fair.

Class 102. Geology – Display in no more than two exhibit boxes at least 45 different rocks, minerals or fossils (at least 5 of each). This class is open to those exhibiting either the third or fourth time at the State Fair. **Fifteen must be collected during the current 4-H year.** Identification of the rocks required.

Class 103. Geology – Display in no more than two exhibit boxes at least 60 different rocks, minerals or fossils (at least 5 of each). **Fifteen must be collected during the current 4-H year.** This class is open to those exhibiting the first time or more at the State Fair. Identification of the rocks required.

Class 104. Geology Educational Exhibit – Exhibit relating to everyday living; or to a mineral test, a rock formation, geological history, species of a fossil, forms of one mineral, a variation of one kind of rock, archaeological artifacts, or Indian artifacts. Exhibit limited to 4 feet of table space.

Class 105. Mineralogy – Display in one exhibit box a minimum of 15 mineral specimens collected in Kansas, at least 5 of which have been collected during the current 4-H year. The minerals are to be grouped by mineral class and at least 3 classes must be represented. The specimens must be labeled if known.

Class 106. Fossils – Display a minimum of 15 fossil specimens collected by participant in Kansas. The fossils are to be grouped by Phylum and Class, and at least 3 phyla must be represented (Brachiopoda, Chordata, Mollusca, etc.) Member must use one standard exhibit box. The specimens must be labeled with the number of the specimen; date collected; county where collected; formation, member, or source; phylum, class, and genus or part; and geologic age (Cretaceous, Permian, Pennsylvanian, etc.)

Class 107. Rocks – Display a minimum of 15 rock specimens collected in Kansas, at least 5 of which have been collected during the current 4-H year. Rocks are to be grouped by the 3 rock classes (Sedimentary, Igneous, and Metamorphic)

Class 108. Lapidary – Display at least 5 varieties of polished (tumbled) specimens and 5 varieties of unpolished specimens that have not yet received lapidary treatment. This class is for individuals who are beginners in the project and who have never exhibited at State Fair.

Class 109. Lapidary – Display before-and-after examples of at least 3 varieties of specimens, at least 2 tumble-polished and 2 unpolished of each. Lapidary work should be done during the current 4-H year.

Class 110. Lapidary – Display before-and-after examples of at least 6 varieties of specimens, at least 2 tumble-polished and 2 unpolished of each. At least two varieties should be collected from the native site by the exhibitor, at least one of which comes from Kansas. Lapidary work on at least three varieties should be done during the current 4-H year.

Class 111. Lapidary – Display before-and-after examples of at least 9 varieties of specimens, at least 2 tumble-polished and 2 unpolished of each. At least three varieties should be collected from the native site by the exhibitor, at least two of which comes from Kansas. Lapidary work on at least three varieties should be done during the current 4-H year.

Class 112. Lapidary – Exhibit at least 6 specimens that have not previously been exhibited, which have received lapidary treatment. Specimens must represent at least 3 different varieties and include at least three cabochons of any size or shape, only one of which may be free-formed. Three of the specimens must be mounted into jewelry findings.

DIVISION L – FIBER ARTS

1. All 4-H/FFA General rules apply.
2. To be eligible to compete in the Fiber Arts division, an exhibitor must be enrolled in the Fiber Arts projects in 4-H Online by **May 1**.
3. Fiber Arts exhibits will be judged according to a conference judging schedule beginning at **1:30 p.m. on Sunday, July 21** and remain in place until **8:00 a.m. Sunday**.
4. Fiber Arts is defined as any method of creating a unique design with fiber, fabric or yarn. This may include: making fabric (such as weaving, crochet, knitting, needlepoint); or when existing fabric is changed into something quite different (such as quilting or embroidery or ethnic art). Ethnic Fiber Arts should use a fiber, yarn or fabric to create the design exhibit. Non-textile (examples include wood, reed, straw, grass, etc.) baskets/pieces should be entered in the Visual Arts Division.
5. Identification label is encouraged. Type or print on a 3" x 2 1/2" piece of cloth: exhibitor's name, county/district. Sew or safety pin this ID label on the corner of flat articles.
6. An exhibitor may exhibit two articles in each class with a maximum of six entries. All articles/garments must be finished for use.
7. When articles which are normally worn/used as a pair are exhibited, both articles must be shown together. Fasten articles securely together for display.
8. Special consideration will be given to articles which are of original design. Such articles should have a note attached explaining the original design.

Continued to the next page

9. It is encouraged, not required, to attach a project summary no larger than an 8 ½ x 11" sheet of paper to give the judge any information on what parts of the exhibit they made and processes used. For all items please indicate if item was made from a kit and indicate fiber content. For quilted items indicate who did the quilting and binding. Include any other information which the exhibitor thinks would be helpful for the judge to know.

10. All exhibits which need to be hung, MUST have the appropriate saw tooth hanger, rod, wire or other mechanism attached in order to be properly displayed. If necessary and hardware is not attached, it may not be displayed.

11. A Grand Champion and Reserve Grand Champion will be selected for Junior Exhibitors as well as Senior Exhibitors..

Class 100. Crochet, an article including felted items

Class 101. Knitting, an article made either by hand or by knitting machine including felted items

Class 102. Needle Arts, an article created by hand – Acceptable techniques: embroidery and cross-stitch, needlepoint, candle wicking, crewel, lacework, applique

Class 103. Patchwork or Quilted article – It is acceptable practices for the exhibitor to create the patchwork or quilted article and have someone else quilt it.

Class 104. Rug making – Acceptable techniques include braiding, latch hook, tying, floor cloth, etc. The finished product should be an item that would be an item used in the home.

Class 105. Spinning, a skein – minimum 10 yards in length

Class 106. Weaving, a woven article – Members should attach information about the type of loom or process used. Woven wood reed basket, should be exhibited in Visual Arts.

Class 107. Ethnic Arts, an article – This is defined as a Fiber Art/Textile technique that is associated with a specific country or culture. It is a practical skill that was developed to provide basic family needs such as apparel, home furnishings or decorations. It is also defined as a method that has been maintained throughout history and passed on to others, often by observation and by example, such as batik, Swedish huck towel weaving, mud cloth, bobbin weaving, tatting, felted items that are not knitted or crocheted, etc. Members should attach information on the history of the ethnic fiber art, where it was used, by whom, how it was used, short description of the technique, etc.

Class 108. Macrame, an article

Class 109. Other Fabric or Fiber Skills

Class 110. Fiber Arts Educational Notebook – Should be in the form of notebook or binder. Include a narrative section describing the fiber art. Include a clear description of the project, technique, budget, supplies, goals, accomplishments, successes, failures, and future plans. It may include samples of techniques, how-tos, photographs of completed projects, or other ways of educating others about fiber arts. NOTE: A collection of brochures, web pages, patterns, record book forms, etc. does not constitute an educational notebook. Clearly mark name, local unit, and fiber art in notebook.

DIVISION M FOODS & NUTRITION

(Foods, Nutrition, and Food Preservation)

1. All 4-H/FFA General rules apply.

2. To be eligible to compete in the Foods & Nutrition division, an exhibitor must be enrolled in the Foods & Nutrition project in 4-H Online by **May 1**.

3. Judging will be at **8:00 a.m. on Wednesday, July 24 at the Osborne First Christian Church**. A conference judging schedule will be followed.

4. Individuals may exhibit more than one entry per class, but they cannot exceed a total of **6** entries in the Foods and Nutrition division, excluding Food Preservation classes which allows unlimited entries.

5. A completed **Foods & Nutrition Project Record** is needed for each foods and nutrition exhibit that has been pre-entered online at FairEntry. Bring the completed Project Record document to judging, or the exhibit will be lowered one ribbon placing. The document can be handwritten or typed.

6. Recipes in the 4-H Foods and Nutrition Curriculum are only guidelines. Comparable recipes from other sources may be used.

7. Due to the conditions of the judging environment, make recipe decisions with close consideration about food safety. Refer to K-State Research and Extension publication, 4-H488, Judge's Guide for Food and Nutrition Exhibits, for information to help you make informed, safe food exhibit decisions. The guide is available at <https://www.bookstore.ksre.ksu.edu/pubs/4H488.pdf> and <https://bookstore.ksre.ksu.edu/pubs/MF3544.pdf> or at the Extension Office. Contact the Extension Office in advance of judging for assistance evaluating a recipe to determine what class it is eligible for.

8. Perishable food products are NOT eligible for exhibition in any class in the Osborne County Fair 4-H Division.

9. **For food safety purposes, any entries with frostings and fillings should use this guide Food Safety of Frostings and Fillings <http://bookstore.ksre.ksu.edu/pubs/MF3544.pdf>. Additional recipe assistance can be obtained from Post Rock District Extension Family and Wellness agent. Frostings and fillings need to contain more than 65% sugar for food safety. It is recommended to seek assistance with recipes at a minimum of **3 weeks before the Foods judging on Wednesday, July 24**.**

10. For food safety purposes, any food with custard and dairy-based fillings and frostings (ex. cream cheese), raw eggs, flavored oils, "canned" bread or cakes in a jar, cut fresh fruit or any food requiring refrigeration (ex. bacon), or unbaked exhibit with raw flour (ex. no bake cookies) will be disqualified and not judged. Alcohol (example wine, beer and hard liquor

11. Alcohol (example wine, beer and hard liquor) is not allowed as an ingredient in food entries. Entries with alcohol will be disqualified and not be judged.

12. Canning jars should not be used for baking per manufacturer's instructions.

13. Under baked entries, or food items with questionable food safety or preparation techniques will be lowered one or more ribbon placings, per the discretion of the judge.

14. If food safety is in question, the judge will not taste the product for judging.

15. If an exhibit is disqualified from judging, it is not eligible for the Premium Auction.

16. All baked goods must be left whole and uncut. Small items, such as cookies and rolls, should be the same shape and from the same recipe. Exhibit 3 cookies, 3 muffins, 3 breadsticks, 1 loaf of bread, etc.

9. It is encouraged, not required, to attach a project summary no larger than an 8 ½ x 11" sheet of paper to give the judge any information on what parts of the exhibit they made and processes used. For all items please indicate if item was made from a kit and indicate fiber content. For quilted items indicate who did the quilting and binding. Include any other information which the exhibitor thinks would be helpful for the judge to know.

10. All exhibits which need to be hung, MUST have the appropriate saw tooth hanger, rod, wire or other mechanism attached in order to be properly displayed. If necessary and hardware is not attached, it may not be displayed.

11. A Grand Champion and Reserve Grand Champion will be selected for Junior Exhibitors as well as Senior Exhibitors..

Class 100. Crochet, an article including felted items

Class 101. Knitting, an article made either by hand or by knitting machine including felted items

Class 102. Needle Arts, an article created by hand – Acceptable techniques: embroidery and cross-stitch, needlepoint, candle wicking, crewel, lacework, applique

Class 103. Patchwork or Quilted article – It is acceptable practices for the exhibitor to create the patchwork or quilted article and have someone else quilt it.

Class 104. Rug making – Acceptable techniques include braiding, latch hook, tying, floor cloth, etc. The finished product should be an item that would be an item used in the home.

Class 105. Spinning, a skein – minimum 10 yards in length

Class 106. Weaving, a woven article – Members should attach information about the type of loom or process used. Woven wood reed basket, should be exhibited in Visual Arts.

Class 107. Ethnic Arts, an article – This is defined as a Fiber Art/Textile technique that is associated with a specific country or culture. It is a practical skill that was developed to provide basic family needs such as apparel, home furnishings or decorations. It is also defined as a method that has been maintained throughout history and passed on to others, often by observation and by example, such as batik, Swedish huck towel weaving, mud cloth, bobbin weaving, tatting, felted items that are not knitted or crocheted, etc. Members should attach information on the history of the ethnic fiber art, where it was used, by whom, how it was used, short description of the technique, etc.

Class 108. Macrame, an article

Class 109. Other Fabric or Fiber Skills

Class 110. Fiber Arts Educational Notebook – Should be in the form of notebook or binder. Include a narrative section describing the fiber art. Include a clear description of the project, technique, budget, supplies, goals, accomplishments, successes, failures, and future plans. It may include samples of techniques, how-tos, photographs of completed projects, or other ways of educating others about fiber arts. NOTE: A collection of brochures, web pages, patterns, record book forms, etc. does not constitute an educational notebook. Clearly mark name, local unit, and fiber art in notebook.

DIVISION M FOODS & NUTRITION

(Foods, Nutrition, and Food Preservation)

1. All 4-H/FFA General rules apply.

2. To be eligible to compete in the Foods & Nutrition division, an exhibitor must be enrolled in the Foods & Nutrition project in 4-H Online by **May 1**.

3. Judging will be at **8:00 a.m. on Wednesday, July 24 at the Osborne First Christian Church**. A conference judging schedule will be followed.

4. Individuals may exhibit more than one entry per class, but they cannot exceed a total of **6** entries in the Foods and Nutrition division, excluding Food Preservation classes which allows unlimited entries.

5. A completed **Foods & Nutrition Project Record** is needed for each foods and nutrition exhibit that has been pre-entered online at FairEntry. Bring the completed Project Record document to judging, or the exhibit will be lowered one ribbon placing. The document can be handwritten or typed.

6. Recipes in the 4-H Foods and Nutrition Curriculum are only guidelines. Comparable recipes from other sources may be used.

7. Due to the conditions of the judging environment, make recipe decisions with close consideration about food safety. Refer to K-State Research and Extension publication, 4-H488, Judge's Guide for Food and Nutrition Exhibits, for information to help you make informed, safe food exhibit decisions. The guide is available at <https://www.bookstore.ksre.ksu.edu/pubs/4H488.pdf> and <https://bookstore.ksre.ksu.edu/pubs/MF3544.pdf> or at the Extension Office. Contact the Extension Office in advance of judging for assistance evaluating a recipe to determine what class it is eligible for.

8. Perishable food products are NOT eligible for exhibition in any class in the Osborne County Fair 4-H Division.

9. For food safety purposes, any entries with frostings and fillings should use this guide Food Safety of Frostings and Fillings <http://bookstore.ksre.ksu.edu/pubs/MF3544.pdf>. Additional recipe assistance can be obtained from Post Rock District Extension Family and Wellness agent. Frostings and fillings need to contain more than 65% sugar for food safety. It is recommended to seek assistance with recipes at a minimum of 3 weeks before the Foods judging on Wednesday, July 24.

10. For food safety purposes, any food with custard and dairy-based fillings and frostings (ex. cream cheese), raw eggs, flavored oils, "canned" bread or cakes in a jar, cut fresh fruit or any food requiring refrigeration (ex. bacon), or unbaked exhibit with raw flour (ex. no bake cookies) will be disqualified and not judged. Alcohol (example wine, beer and hard liquor

11. Alcohol (example wine, beer and hard liquor) is not allowed as an ingredient in food entries. Entries with alcohol will be disqualified and not be judged.

12. Canning jars should not be used for baking per manufacturer's instructions.

13. Under baked entries, or food items with questionable food safety or preparation techniques will be lowered one or more ribbon placings, per the discretion of the judge.

14. If food safety is in question, the judge will not taste the product for judging.

15. If an exhibit is disqualified from judging, it is not eligible for the Premium Auction.

16. All baked goods must be left whole and uncut. Small items, such as cookies and rolls, should be the same shape and from the same recipe. Exhibit 3 cookies, 3 muffins, 3 breadsticks, 1 loaf of bread, etc.

17. All un-frosted cakes should be exhibited in an upright position with crust showing. The exception is for cakes made with a special design, such as bundt cakes. They should have top crust side down.

18. Exhibits must be presented on a disposable plate/container/pan of appropriate size for the exhibit. Any baked product that can be removed from the pan should be placed on a disposable plate/container/pan or covered cardboard cut to size. NO glass, ceramic or metal pans allowed to display baked products.

19. All items should be transported to judging in food grade storage and by food safe methods.

20. **Following judging**, 4-H members must place each exhibit and display container in a disposable food grade plastic bag or disposable plastic container/box that is of appropriate size for the exhibit. *Be sure your entry card, Project Record, and judging award is securely attached.*

21. ALL judged exhibits will be displayed throughout the fair. Food items and display containers will be thrown away at the completion of the fair. The division's superintendents will arrange food items in the display following judging. In the event an exhibit's quality deteriorates before the official exhibit release time, it will be disposed of by the superintendents and Post Rock District staff. The entry card, Project Record, and judging award will remain on display until exhibit release.

22. No judged food items will be sold on a bake sale or in the Premium Auction. See the Premium Auction section for details about selling a non-perishable food exhibit as a fresh batch from the judged recipe.

23. An overall Grand Champion and Reserve Grand Champion will be awarded for Level I, Level II, Level III, and Level IV.

Level I – Exhibitor is 7 or 8 years old

Class 100. Non-Perishable Food Product in which a mix is included as one of the ingredients

Class 101. Non-Perishable Food Product (e.g. muffins, quick bread, or cookies)

Level II – Exhibitor is 9, 10, or 11 years old

Class 102. Non-Perishable Food Product in which a mix is included as one of the ingredients

Class 103. Non-Perishable Food Product (e.g. quick breads, cookies, bars, yeast breads, or rolls)

Level III – Exhibitor is 12, 13, or 14 years old

Class 104. Non-Perishable Food Product in which a mix is included as one of the ingredients

Class 105. Non-Perishable Food Product (e.g. cakes, quick breads, yeast breads, specialty breads, or fruit pies)

Level IV – Exhibitor is 15-18 years old

Class 106. Non-Perishable Food Product in which a mix is included as one of the ingredients

Class 107. Non-Perishable Food Product (e.g. chiffon cakes, yeast breads and rolls, specialty breads, or fruit pies, or multi grain products)

Classes for All Levels

23. Each class open for all levels will be recognized by a Class Champion. No all-level classes will be considered for overall awards.

24. **Special Foods & Nutrition Award:** Pampered Chef Award – Kathy Tucker is sponsoring an award for the Best Overall **Food Gift Package** exhibit, class 109.

Class 108. Cookie Jar Class — Assorted non-perishable cookies in a clear glass or plastic, wide mouth 1-gallon jar. Jar attractively decorated, will count for 25%, cookies 75%. Jar must be filled with not less than 3 different cookies, from different batters and dough. Each cookie should be wrapped separately in clear plastic wrap and then placed in the jar. Bring one of each kind in a disposable container separately wrapped and identified, recipes included on the Project Record. Not eligible for State Fair.

Class 109. Food Gift Package — Must contain at least 3 different non-perishable food items (prepared for human consumption), made by exhibitor, in a suitable container no larger than 18"x18"x18". Additional homemade or purchased food items beyond the 3 minimum may also be included. Any food preservation items included must follow Food Preservation rules. No alcoholic beverages or perishable items will be accepted. A completed Project Record for the entire exhibit is required, including recipes for each included item. Canning jars should not be used for baking per manufacturer's instructions. They could break during baking.

Class 110. Educational Exhibit — May be in the form of a poster (not larger than 22"x28"), notebook, or display (not larger than 3'x4' tri-fold display board). No card tables allowed. A collection of your favorite recipes in a recipe box or notebook does not constitute an educational exhibit. Exhibits will be displayed in the 4-H Building during fair.

Class 111. Decorated Food Item — The exhibit must be a food item and not a decorated box. All ingredients must be non-perishable. Items will be judged by appearance and will not be tasted or cut. Not eligible for the Premium Auction. Not eligible for State Fair.

FOOD PRESERVATION

24. The number of entries is not limited for food preservation classes. One jar is considered an entry.

25. Processing methods that will be disqualified include: open kettle-canning, oven canning, sun canning and using electric multi-cookers.

26. Untested recipes will be disqualified for food safety reasons.

27. Recipes **MUST BE ADJUSTED FOR ALTITUDE** based on your processing location or it will be disqualified.

28. Alcohol is not allowed as an ingredient in food preservation entries. Entries with alcohol will be disqualified.

29. Recipes and processing methods from the sources below are recommended. Recipes must be from current, tested resources listed below and must be adjusted for altitude. Tested recipe sources include

- K-State Research and Extension Food Preservation publications
- Other University Extension Food Preservation publications
- *USDA's Complete Guide to Home Canning @ 2015*
- *So Easy to Preserve*, 6th Edition, The University of Georgia Cooperative Extension Service
- *Ball® Blue Book Guide to Preserving*, Edition 37
- *Ball® Complete Book of Home Preserving*, @2015 and @2020
- *Canning mixes* (i.e. Mrs. Wages, Ball®)
- *Pectin manufacturers* (i.e. Sure-Jell, Ball®)
- KSRE Rapid Response Center Preservation Recipes - <https://www.rrc.k-state.edu/preservation/recipes.html>
- National Center for Home Food Preservation - <https://nchfp.uga.edu>
- Ball® and Kerr - <https://www.freshpreserving.com>

Continued to the next page

30. **Hole punch a completed entry card and Foods & Nutrition Project Record and attach to the outside of the jar with a rubber band.** On the Project Record, include any information which the exhibitor thinks would be helpful for the judge to know. Be sure information includes: exhibitor name; product; recipe and instructions; recipe source and publication date; altitude of residence (site where item was processed); canning method (water bath, weighted gauge or dial gauge pressure method), process time, pressure (psi); and date processed (month and year). If using Mrs. Wages or Ball® mixes, indicate the date purchased.

31. Exhibits must be processed in clean, clear standard canning jars with matching brand two piece lids (i.e. Ball lids on Ball jars). For food safety reasons, the size of jar used must not be larger than the jar size stated in the recipe. 12-ounce, 24-ounce, and 28-ounce canning jars are available and may be used. Use pint jar process recommendations for 12-ounce jars. Use quart jar process recommendations for the 24-ounce and 28-ounce jars. Do not use colored jars. Do not add fancy padded lids, fabric overwraps or cozies, or any other accessory that may interfere with the judging process. Jars must be sealed when entered. Canning rings are to be left in place for judging.

32. Dried food products must be in a canning jar. If it is not, it will be lowered one ribbon placing. Suggested amount: 1/3 to 1/2 cup, or three or four pieces per exhibit. All meat jerky must be heated to an internal temperature of 160 degrees F before or after drying. This is not the drying temperature! Dried products must include the recipe, preparation steps, and heating instructions. Jerky not heated to an internal temperature of 160 degrees F will be disqualified and not be judged. Heating information can be found in "Dry Meat Safely at Home" www.ksre.ksu.edu/bookstore/pubs/MF3173.pdf.

33. Food preservation entries are not eligible for the Premium Auction.

34. An overall Grand Champion and Reserve Grand Champion will be awarded for both Junior and Senior Exhibitors for Food Preservation classes.

Class 112. Sweet Spreads (fruit and/or vegetables), syrups

Class 113. Fruits, Juices, Fruit Mixtures (e.g. salsa, pie filling, etc.)

Class 114. Low Acid Vegetables

(e.g. green beans, corn, etc. or vegetable mixtures)

Class 115. Tomato, Tomato Products, Tomato Juice, and Tomato Salsas

Class 116. Pickles (fruit or vegetable), Fermented foods, Relishes, and Chutney

Class 117. Canned Meats – One Jar.

Class 118. Dried foods – One Small Jar.

DIVISION N **HERDSMANSHIP**

1. Herdsmanship will be judged by specie rather than clubs. Areas that will be included in the judging are: Beef, Sheep, Goat, Swine, Bucket Calf and Horse.

2. Specie will be judged **Thursday, Friday, and Saturday** of the fair. Judging will take place around 5:30p.m. each day.

3. Total possible points is 100 points per day.

4. Scores will be posted online each day following the judging.

5. Herdsmanship Species winners will display a traveling award.

6. Scoring is as follows:

I. Cleanliness of Alleys and Stalls/Pens...50 points

- a. Bedding adequate, dry, clean and in place
- b. Manure hauled out and deposited in designated areas neatly

- c. Alleys swept clean and are free of dust and shavings
- d. Feed pans in front of animals only at feeding time
- e. Outside areas kept clean

II. Arrangement of Exhibits...15 points

- a. Exhibits lined up in attractive manner
- b. Show boxes stored neatly
- c. Hay neat and orderly
- d. Feed pans and tack kept in designated areas

III. Appearance of Animals...25 points

- a. Animals cleaned and brushed
- b. Animals securely tied or penned

IV. Stall Cards...10 points

- a. Readable from alley
- b. Neatly arranged
- c. Clean and complete

DIVISION O **INTERIOR DESIGN** **AND ARCHITECTURE**

1. All 4-H/FFA General Rules apply.

2. To be eligible to compete in the Interior Design and Architecture division, an exhibitor must be enrolled in Interior Design and Architecture 4-H Online by **May 1**.

3. Exhibits are to be **in place 30 minutes before the start of the Interior Design and Architecture division judging on Wednesday, July 24** and remain in place until **8:00 a.m. Sunday**. After pre-entry deadline, a judging schedule will be prepared.

4. Exhibitor may enter a total of four exhibits in the Interior Design and Architecture project.

5. Items may have been used before exhibited; but, if so, shall be carefully laundered or cleaned before being exhibited.

6. Securely attach a completed entry card to each exhibit.

7. Educational classes may include swatches, colors, stories, photographs, and project records which detail what was accomplished this year with a given indication of long-term plans.

8. A Grand Champion and Reserve Grand Champion will be selected for Junior Exhibitors as well as Senior Exhibitors.

Class 100. Single Exhibit – An item made or refinished by exhibitor for the home (furniture, fixtures, interior or exterior)

Class 101. Recycled Exhibit – An item made by the exhibitor from a majority of recycled (not new) materials which are not typically used for the creation of the exhibit type. Completed exhibit has a functional use in the home or a related venue (material examples: use of old doors, tires, metal barrels, etc.). Not eligible for State Fair.

Class 102. Recreational Exhibit – An item made or refinished by the exhibitor for home indoor/outdoor recreational use. Not eligible for State Fair.

Class 103. Design Board – Boards must be on foam core or a standard tri-fold display. Include: color scheme, wall treatment, floor treatment, samples, etc. and/or floor plan for a room. Must include attached summary.

Class 104. Educational Notebook – Notebooks may include floor plans, swatches, colors, stories, photographs, and project records which detail what was accomplished this year with a given indication of long-term plans. Notebooks should also include project inspiration, challenges, who helped you and any other information that could be helpful to the judge. Additional summary is not required for Notebook exhibits

Continued to the next page

DIVISION P — HORSE

1. All 4-H/FFA General Rules, 4-H/FFA General Livestock Rules and Livestock Health Requirements apply.

2. Rules will follow the Kansas 4-H Horse Show Rule Book (S133 Rev. January 2023)

3. To be eligible to compete in the Horse division, an exhibitor must be enrolled in the Horse project in 4-H Online by **May 1**. Horses to be entered in the 4-H Horse Show will be identified through Fair Entry on July 10 by breed, sex, name and special markings.

4. The 4-H Horse Show will take place on **Tuesday, July 23 beginning at 9:00 a.m.** at the Osborne County Fairgrounds Arena. Check-in is at **8:00 a.m.**

5. All horses are to be in place on the fairgrounds by **8:00 p.m. on Tuesday, July 23** and must remain on the fairgrounds until Sunday.

6. The age of a horse is determined as of January 1 of the year in which it was born.

7. Stallions cannot be exhibited in any class and no stallions are allowed at the 4-H Horse Show.

8. No animal may show in the same class more than one time.

9. The use of protective headgear, in place of a hat, is encouraged in any and all classes, including judged and timed classes.

10. Placings for first through fifth place will be made by the judge for the Junior and Senior Horse Showmanship classes (Class 104 and Class 105).

11. Dress Code: Long pants, long sleeve shirts or blouses, western hat, and western boots. Pants, shirts and blouses may vary in color. Extremes of style and/or color, while permissible, are not representative of western attire and do not allow the exhibitor to be presented in a professional manner. In no instance shall "fancy" attire count over a nice, neat appearance. Refer to the publication "Kansas 4-H Horse Show Rule Book – Revised January 2023" <https://bookstore.ksre.ksu.edu/pubs/S133.pdf> if you have any questions on dress or equipment.

12. Walk-Whoa classes exhibitors will be asked to walk only while riding their horses and ponies. A handler over the age of 14 shall accompany all Walk-Whoa competitors into the show ring. Handlers shall have a lead in hand in case of need, but otherwise they should not interfere with the competitor's performance. Walk-Whoa exhibitors may only show in this division and not change throughout the show in performance classes only. Exhibitors may show in speed events in their appropriate age division with adult assistance if needed.

13. Walk-Trot exhibitors may only show in this division and not change throughout the show in performance classes only. Exhibitors may show in speed events in their appropriate age division.

14. Special Horse Awards: 1 Grand Champion Mare; 1 Grand Champion Gelding; 2 Showmanship Awards – Junior Showmanship and Senior Showmanship; 1 High Point Performance Walk-Trot; 1 High Point Performance to one horse, one rider, Jr.; 1 High Point Performance to one horse, one rider, Sr.; 1 High Point Performance to one rider, multiple horses, Jr.; 1 High Point Performance to one rider, multiple horses, Sr. Rosette ribbons awarded to Grand Champion and Reserve Champion high point winners in Jr. & Sr. divisions. The high point award in each category will be presented to the champion competitor in both Jr. and Sr. divisions with the most number of points. High Point Walk-Trot Award for all-around will only include Walk-Trot classes (Showmanship, Western Pleasure, Western Horsemanship, and Trail).

15. Points will be accumulated for the high point award after the halter classes are completed and will include all riding classes. Exhibitors will be asked to choose which award they want to compete for at check-in. They will be asked to indicate which horse they plan to ride in each class. The point system will be determined by the number of riders in the class. For example: if there are 10 riders, the 1st place rider will receive 10 points and the last place rider will receive 1 point. In case of a tie, it will be the judge's decision as to how it would be broken.

16. The term "stock-type" includes, but is not limited to, Appaloosa, Buckskin, Paint, Palomino and Quarter Horse. The term "non-stock-type" includes, but is not limited to, Arabian, Morgan, Thoroughbred and American Saddlebred.

Halter Classes

Halter class is limited to one animal per class per exhibitor.

Class 100. Stock Type Mares (any age)

Class 101. Non-stock type, Miniatures and Pony Mares (any age)

Class 102. Stock Type Geldings (any age)

Class 103. Non-stock type, Miniature's and Pony Geldings (any age)

Showmanship:

Class 104. Horse Showmanship - Senior Exhibitor (Western and English)

Class 105. Horse Showmanship – Junior Exhibitor (Western and English)

Class 106. Horse Showmanship – Walk-Trot, Beginners only

Class 107. Horse Showmanship - Walk-Whoa, Beginners only

Performance Classes:

Class 108. Western Pleasure, Senior Exhibitor

Class 109. Western Pleasure, Junior Exhibitor

Class 110. Western Pleasure, Walk Trot, Beginners only

Class 111. Non-stock/Pony Western Pleasure

Class 112. Western Pleasure, Walk-Whoa, Beginners only

Class 113. Ranch Horse Rail, Senior Exhibitor

Class 114. Ranch Horse Rail, Junior Exhibitor

Class 115. Western Horsemanship, Senior Exhibitor

Class 116. Western Horsemanship, Junior Exhibitor

Class 117. Western Horsemanship, Walk Trot, Beginners only

Class 118. Western Horsemanship, Walk-Whoa, Beginners only

Class 119. Trail, Senior Exhibitor

Class 120. Trail, Junior Exhibitor

Class 121. Trail, Walk Trot, Beginners only

Class 122. Trail, Walk-Whoa, Beginners only

Class 123. Ranch Horse Trail, Senior Exhibitor

Class 124. Ranch Horse Trail, Junior Exhibitor

Class 125. Ranch Horse Pattern, Senior Exhibitor

Class 126. Ranch Horse Pattern, Junior Exhibitor

Class 127. Reining, Senior Exhibitor

Class 128. Reining, Junior Exhibitor

Class 129. English Pleasure, Senior Exhibitor

Class 130. English Pleasure, Junior Exhibitor

Class 131. English Equitation, Senior Exhibitor

Class 132. English Equitation, Junior Exhibitor

Class 133. Pole Bending, Senior Exhibitor

Class 134. Pole Bending, Junior Exhibitor

Class 135. Barrel Racing, Senior Exhibitor

Class 136. Barrel Racing, Junior Exhibitor

Class 137. Flag, Senior Exhibitor

Class 138. Flag, Junior Exhibitor

DIVISION Q **LARGE ANIMAL, OTHER**

1. All 4-H/FFA General Rules, 4-H/FFA General Livestock Rules and Livestock Health Requirements apply.
2. To be eligible to compete in the Large Animal, Other division, an exhibitor must be enrolled in the Animals, Other project in 4-H Online by **May 1**.
3. Large animals will be described through Fair Entry by **July 8th**. Descriptions include breed, sex, name and special markings of the animal.
4. All Large Animal, Other are to be in place on the Fairgrounds by **8:00 a.m. on Wednesday, July 24** and remain in place until **8:00 a.m. on Sunday**.
5. The Large Animal, Other Show will be held **Thursday, July 25th**, following the Sheep and Goat Show.
6. Large Animal, Other Division is not eligible for the State Fair.
7. Llamas and alpacas are examples of Large Animal, Other. If a Large Animal, Other is eligible to be exhibited in another division and class of the 4-H and FFA Department, it must be exhibited there and not the Large Animal, Other division.
8. A Grand Champion and Reserve Grand Champion Large Animal, Other Showmanship will be selected for Junior Exhibitors as well as Senior Exhibitors.

Class 100. Large Animal Other, Showmanship - Senior Exhibitor
Class 101. Large Animal, Other Showmanship - Junior Exhibitor

DIVISION R – MEAT GOATS

1. All 4-H/FFA General Rules, 4-H/FFA General Livestock Rules and Livestock Health Requirements apply.
2. To be eligible to compete in the Meat Goat division, an exhibitor must be enrolled in the Meat Goat project in 4-H Online by **May 1**.
3. By the pre-fair deadline of **July 8th**, market goats and commercial breeding goats will require a designated 4-H tag. If a goat is breed registered, a 4-H tag is not required. A copy of the registered animal's official documentation is to be on file at the Osborne Extension office by **July 8th**. Registration papers can be in the member or immediate family name to be accepted.
4. All goats must be identified with a registered tattoo or an official USDA scrapie premise tag. Livestock Weigh-in will begin at 8:30a.m. on **Wednesday, July 24th**.
5. The Meat Goat Show will follow the Sheep Show on **Thursday, July 25**.
6. All Market Class Meat Goats must be "slick shorn" with uniform hair length not to exceed 3/8" from the knee and hock joints up before arrival on the grounds, head and belly excluded. They cannot be "intact" males, must be wethers or does only, and must be less than 12 months of age.
7. Meat goats are suggested to arrive without horns. If horned, the horns must be tipped and rounded (not less than the diameter of a dime at the end). Tipping and removal of horns is not allowed on the grounds and will result in disqualification.
8. Artificial coloring, paint or powder will not be permitted for use on meat goats during the entire show.
9. Meat goats may be braced. Goats must be shown with all four feet on the ground. Exhibitors may use a collar, a collar with a short lead or a halter when showing. Medium (3 mm or smaller) pinch collars will be allowed.

10. Placings for first through fifth place will be made by the judge for the Junior and Senior Market Goat Showmanship classes.

11. Meat Goat Rate of Gain Class – Market Goats must have been weighed-in at the Osborne County Small Animal Weigh In to enter this class.

12. To be eligible to be sold in the Premium Auction, a Meat Goat Market animal or Meat Goat Breeding Doe must be judged. A Meat Goat project cannot be shown only in a Meat Goat Showmanship class and be sold in Premium Auction.

Class 100. Meat Goat Showmanship - Senior Exhibitor

Class 101. Meat Goat Showmanship - Junior Exhibitor

Class 102. Market Goat, born after January 1st of current year.

Class 103. Doeling, born after January 1st of current year.

Class 104. Yearling Doe, born January 1st to December 31st of previous year.

Class 105. Doe and Kid/Kids. Any age.

Class 106. Rate of Gain. Open to all market goats officially weighed in at the 2024 Osborne County Weigh-in.

DIVISION S - PETS

1. All 4-H/FFA General Rules apply.
2. To be eligible to compete in the Pets division, an exhibitor must be enrolled in the Pets project in 4-H Online by **May 1**.
3. Small pets must be described through Fair Entry by **July 8th**. Descriptions will include specie, breed, sex, name and special markings.
4. The Pet Show will be held **Friday, July 26 at 1:00 p.m.** at the south end of the 4-H Building.
5. Exhibits are to be in place **30 minutes before the show** and are released by superintendent following judging. Exhibitors should register their exhibits with the superintendent.
6. Pet Division is not eligible for the State Fair.
7. Only cats and other small pets are allowed to be exhibited. If a pet is eligible to be exhibited in another division and class of the 4-H and FFA Department, it must be exhibited there and not the Cats and Other Pets Division. The superintendent will determine what constitutes an appropriate small pet.
8. Cats (and other appropriate pets) must have proof of rabies and combination distemper and feline leukemia vaccinations signed by veterinarian. Present proof to superintendent when registering for show.
9. A Grand Champion and Reserve Grand Champion Pet will be selected for Junior Exhibitors as well as for Senior Exhibitors.

Class 100. Pet – Junior Exhibitor

Class 101. Pet – Senior Exhibitor

DIVISION T - PHOTOGRAPHY

- All 4-H/FFA General Rules apply.
- To be eligible to compete in the Photography division, an exhibitor must be enrolled in the Photography project in 4-H Online by **May 1**.
- Photography exhibits will be judged according to a conference judging schedule with judging beginning **at 1:00 p.m. on Wednesday, July 24** in the 4-H Building. Please be ready for judging a minimum of 15 minutes before your scheduled time, as the times are approximate. Exhibits shall remain in place until **8:00 a.m. on Sunday**.
- Photo images exhibited must be the result of the current year's photography project and taken by the exhibitor.
- There is no limit to the number of entries per class. However, each exhibitor is allowed 6 total photography entries.
- Remove white border from the photo print before mounting. All photos must be no larger than 8" x 10" and no smaller than 7" x 9", after trimming.
- Photos are to be mounted across the narrow (11") dimension of an 11" x 12.5" sheet of white or cream studio matte board which can be purchased at the Extension Office. The top edge of the print must be 1" below the top of the mount (board is always oriented narrow side up). The sides of the print must be equal distance from the two sides of the mount.

8. A full coverage permanent mount must be made (spray adhesive recommended or heat mount).

9. To protect exhibits from dust and moisture, place mounted photo in clear, protective plastic photo sleeve which can be purchased from the Extension Office. Do not seal protective sleeves because the judges will be removing the photo from the sleeve for judging purposes. Each photo will be handled numerous times throughout the judging, sorting, and display process.

10. No lettering, including dates, is permitted on the front of the mount or on the photo. Only the entry card is to have lettering on it. No underlay or borders are to be used.

11. **On the back of the mount, write: the exhibitor's name, Post Rock District – Osborne County, name of 4-H club, and location where the photograph was taken.**

12. Photographs taken with a digital camera and having no more adjustments than exposure, color intensity or correction, one click filter effects, red eye removal, cropping, dodging and burning should be entered in the standard color or black and white classes. HDR photos are to be entered in the standard photo class.

13. The black and white classes are for black and white prints only. Monochromatic prints, including sepia prints are considered color photos and must be entered in the appropriate color photo class.

14. Appropriate photo subject matter: Photographic subject matter is expected to follow 4-H standards. For a sense of prohibited subject matter, review the Kansas 4-H Code of Conduct. In general, if it is not allowable at a 4-H event, it is not allowable in a 4-H photograph at the fair. Photos with live subject(s) on a railroad right-of-way or taken from a railroad right-of-way property are not allowed and will be disqualified. Copyright protections must be observed. Inappropriate photo content will result in disqualification, per judge decision.

15. Exhibits with improperly mounted photos, oversize or undersize photos, or photos with the white borders not removed, or lettering (including dates) on the photo, will be awarded a ribbon one placing lower than the placing determined by the official judge.

16. My Favorite 4-H Photography Display: This new class is only for those photography project members with 10 or more years of experience. This class is a non-judged mounted display consisting of four favorite photos from the member's photography career in 4-H. All photos and a fifth biography/description with details of why they are regarded as most significant will be mounted on white or cream studio matte board. Photos and biography/description will be displayed on one row of the photography racks. This class is an extra way to showcase the development and accomplishments of the 4-H member's photography career.

17. A Grand Champion and Reserve Grand Champion will be selected for Junior Exhibitors as well as Senior Exhibitors.

Class 100. Color photos taken by an exhibitor with 3 years or less in the project

Class 101. Color photos taken by an exhibitor with 4-7 years in the project

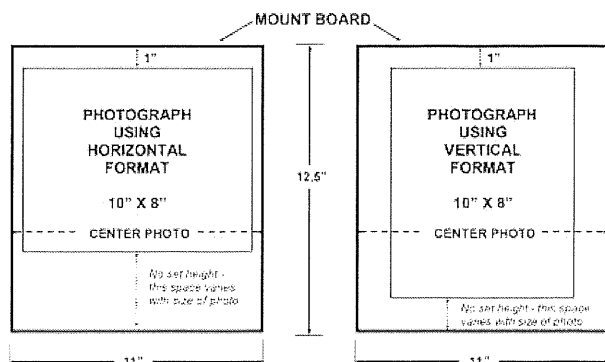
Class 102. Color photos taken by an exhibitor with 8 or more years in the project

Class 103. Black and white photos taken by an exhibitor with 3 years or less in the project


Class 104. Black and white photos taken by an exhibitor with 4-7 years or less in the project

Class 105. Black and white photos taken by an exhibitor with 8 or more years in the project

PHOTO DISPLAY INSTRUCTIONS



NOTE: Use only adhesives designed for permanent photography mounting
Do not use rubber cement or other household glues (white glue, etc.)



Continued to the next page

Class 106. My Favorite 4-H Photography: 1. This is a “display only” class. 2. Eligible members must have enrolled in photography for ten (10) or more years. 3. Requirements are: A. Choose a total of four (4) of your favorite photos from any of the years enrolled in Photography. If used previously in competitive exhibits, remove all data slips and stickers. If the photo is an unmounted print, mount it using standard 4-H requirements and mat board. B. Develop a short biography piece. -Tell how/when an interest in photography began. -Explain why each of the four photos is a favorite. -Share the skills learned because of photography. Think beyond camera skills and include leadership, community service, etc. -Tell of any mentors/leaders worked with. -Share workshops or camps pertaining to photography you attended. -Explain (if relevant) any plans to use photography skills beyond 4-H/High School. -Include a small (2 x 3) photo of yourself at the start of the biography. - Print the biography document and mount it on a standard mat board. 4. Place name and Extension unit on the back of each of the 5 mat boards in the upper right-hand corner. 5. This exhibit does not have to qualify at the county/district level to exhibit at the Kansas State Fair.

Portfolio Classes

Class 107. Growth Portfolio

1. Member is eligible for this class beginning with the third year of enrollment in the 4-H photography project.
2. Exhibit will consist of one photo for each year of enrollment. Each photo must have been created in a different year and must be labeled with the year taken/project enrollment year. A maximum of 5 photos may be included, if the member has 5 or more years of enrollment. Photos are not required to be in a consecutive order. For example, a nine-year-old with three years enrollment in photography is eligible to enter a growth portfolio. The portfolio in this example should have one photo from the seven-year-olds year, one photo from the eight year-olds year, and one photo from the nine-year-olds year. The growth portfolio class may start at any time in the member's photography career. For an older member, the growth portfolio would represent any five years in the project, for example, years 1, 3, 5, 7 and 9 for a member having project enrollment totaling 9 years.
3. Photos must be 8” x 10” and may be color or black and white and must be unmounted.
4. An information sheet must accompany each photo giving brand and model of camera used to create the photo. The settings for focal length, aperture, mode and shutter speed must also be listed.
5. Skill set used to create the photo must be given and explained. Main goal for each year should be listed.
6. Beginning with photo 2, member description of GROWTH in project skill must be included on information sheet.
7. Exhibit will consist of photos arranged in chronological order of enrollment, information sheet on each photo, and all information as described above. A portfolio book will be required to exhibit

Class 108. Career Portfolio

1. Member must have been enrolled in Photography project for five (5) years or more years OR member must be age 15 – 19 and been enrolled in Photography project for at least two (2) years.
2. Exhibit will consist of ten (10) 8 x 10 photos showing skill development in one of the following photography areas: Portraiture, Special Effects (not done with computer), Landscape, Photojournalism, Black and White, Nature/Wildlife or Graphic Design (computer skills with photos). Photos may have been created over multiple project years.

3. Photos may be color except if Black and White option is chosen and must be unmounted.

4. An information sheet must accompany each photo giving brand and model of camera used to create the photo. The settings for focal length, aperture, mode and shutter speed must also be listed.

5. A one page summary should accompany the portfolio listing the goal for pursuing this area of photography and what skills were learned while doing so. Mentors should be acknowledged. Career exploration can also be described.

6. Exhibit will be presented in a notebook designed for portfolio review with pages as described above.

NOTE: A member may enter only one portfolio each year.

DIVISION U – PLANT SCIENCE

(Agronomy, Horticulture & Landscape Design and Forestry)

1. All 4-H/FFA General rules apply.
2. All Agronomy, Horticulture & Landscape Design and Forestry exhibits must have been grown by and/or the work of the exhibitor in the current year.
3. Exhibits are to be in place **30 minutes before the start of Plant Science division judging on Thursday, July 25** and remain in place until **8:00 a.m. Sunday**.
4. **Judging will begin at 1:00 p.m.** Exhibitors will complete conference style judging. A schedule will not be followed, so please be available throughout judging time to keep the event running smoothly.
5. A Grand and Reserve Grand Champion will be awarded for Junior Exhibitors as well as Senior Exhibitors in each area of Agronomy, Horticulture & Landscape Design, Floriculture, and Forestry.

AGRONOMY

6. Exhibitor must be enrolled in the Agronomy project in 4-H Online by **May 1**.
7. All agronomy exhibits have been grown by the exhibitor in the current year. Exhibits should be as mature as possible.
8. Every entry must be identified by hybrid or variety name. If variety is NOT stated where requested OR samples not tied where requested, ribbon placing will drop one placing.
9. All classes calling for a gallon sample may have a 2 ½ - 3 inch in diameter cylinder placed in a glass gallon container to reduce the amount of grain to about three quarts.

Wheat Variety Plot Displays

The free-standing displays must not exceed the overall dimensions of 36” wide x 36” high x 18” deep (measured on the outside). Care should be taken to select durable materials that will withstand State Fair conditions. Displays must not require the use of electricity. If booth exceeds overall dimensions, ribbon placing will be dropped one place.

Class 100. Wheat Variety Plot Display

Weed Control Exhibit

Class 101. Weed Control Exhibit

1. Collect, identify, press, mount, and label a minimum of 15 weeds. Try to include roots, stems, leaves and flowers. Three of the weeds must be noxious weeds preferable found in your home county. Permanently mount weed specimens in a standard 9”x12” scrapbook. Identify the scrapbook with name and county on inside front cover.

2. Prepare a list of the weeds mounted, showing common name, scientific name, and where it was found in a specially identified section of the scrapbook.

3. Collect and identify weed seeds found in crop seeds. Mount them for display purposed and place them in a specially identified section of the scrapbook.

4. Write a 300-word story on "How We Control Weeds on Our Farm" if you live on a farm. Other members write "How We Control Weeds at Home". Story must show definite methods used to control weeds. Include story in scrapbook. Judging will be based on Records= 50%; Weed seed collection and exhibit = 30%; Story = 20%.

Corn

Class 102. White – Ten Ear Exhibit.

Variety or hybrid must be named.

Class 103. Yellow – Ten Ear Exhibit.

Variety or hybrid must be named.

Class 104. Corn: Exhibit to consist of one-gallon sample.

Variety must be named.

Sorghum

Class 105. Hybrid grain sorghum.

Ten Head Exhibit. Hybrid must be named.

Class 106. Hybrid forage sorghum. Exhibit to consist of entire plant; no roots. Hybrid must be named. 5" bundle, tied.

Class 107. Other forage sorghums. Exhibit to consist of entire plant; no roots. Variety must be named. 5" bundle, tied.

Wheat — One Gallon Sample

Class 108. Soft red winter wheat.

Variety or hybrid must be named.

Class 109. Hard red winter wheat.

Variety or hybrid must be named.

Class 110. Hard white wheat. Variety or hybrid must be named.

Sunflowers

Class 111. Confectionery heads: 3 heads must be submitted

Class 112. Confectionery seeds in jar: 1-gallon jar must be submitted

Class 113. Oil seed heads: 3 heads must be submitted

Class 114. Oil seeds in jar: 1-gallon jar must be submitted

Other Crops

Class 115. Oats: 1-gallon jar must be submitted.

Variety must be named.

Class 116. Barley: 1-gallon jar must be submitted.

Variety must be named.

Class 117. Alfalfa: 1-gallon jar must be submitted.

Variety must be named.

Class 118. Edible field beans: Exhibit to consist of one gallon sample of seed from most recent harvest.

Class 119. Edible field beans: Bundle of five plants (with roots intact) from most recent harvest. (Example – lentils)

Class 120. Miscellaneous Crops – Exhibit to consist of one gallon sample of seed or 10 heads produced from current project. Variety must be named.

Class 121. Cotton: Provide 10 open bolls, not 10 plants. Place bolls in a bag that breathe (not a sealed plastic bag), so mold doesn't develop.

Hay Crops

Class 122. Alfalfa Hay – Submit one flake or slice from a rectangular bale, or a 10-inch section cut from a round bale.

The flake or slice should be approximately 6 inches in thickness and tied in two directions. Variety must be named.

Class 123. Native Grass Hay: Ten-inch flake or slice, 6 inches thick and tied in two directions

Class 124. Brome Grass: Exhibit to consist of one gallon sample of seed.

Class 125. Other Tame Grasses: Exhibit to consist of one gallon sample of seed.

Class 126. Cool Season Grass Hay (e.g., fescue, etc.): Ten-inch flake or slice, 6 inches thick and tied in two directions. Variety must be named.

Soybeans

Class 127. Soybeans: Exhibit to consist of one gallon sample of seed from most recent harvest. Variety must be named.

Class 128. Soybeans: Bundle of five plants from most recent harvest. Variety must be named.

HORTICULTURE & LANDSCAPE DESIGN

10. Exhibitor must be enrolled in the Horticulture & Landscape Design project in 4-H Online by May 1. All horticultural exhibits must be grown by the exhibitor.

11. Information about exhibiting produce is available online in the publication Exhibiting Fruits and Vegetables available at <http://www.bookstore.ksre.ksu.edu/pubs/c405.pdf>

12. Secure entry form to plate or container with string or tape. Use a sturdy plate, bowl or containers that will support the weight of the produce.

13. Only one variety of each type of vegetable or fruit may be exhibited.

14. Quality and condition are of major importance. Slightly under-ripe vegetables will usually make the best fair exhibit.

15. A guide to the number of each types of vegetable/fruit to be exhibited are as follows and can be expanded to other vegetables/fruits of similar size:

- Large Vegetable (1 each): cabbage, cantaloupe, eggplant, large pumpkin, squash, watermelon

- Medium Vegetables (5 each): beets, carrots, cucumbers, decorative gourds, potatoes, miniature pumpkins, okra, white onions, yellow onions, red onions, bell peppers, other peppers, parsnips, radishes, turnips, sweet potatoes, red potatoes, white or Russet potatoes, other potatoes, tomatoes or other similar sized vegetable

- Small Vegetables (12 each): green snap beans, wax beans, English peas, cherry tomatoes, or other similar sized vegetables

- Small Fruits (One half pint box): strawberries, blackberries, raspberries or other similar sized vegetables

- Tree Fruits (5 each): apples, pears, peaches

- Grapes (2 bunches)

Classes

Produce Exhibits

Class 129. Garden Display – Each exhibitor in this class is limited to four square feet of space. Garden display is to be exhibited in a tray, basket or container that can be easily moved. Exhibit consists of 5 different garden fresh vegetables or fruits (includes large vegetables, medium vegetables, small vegetables, small fruits, tree fruits, and grapes). Canned products and shelled vegetables are not acceptable. Only one variety of each type of vegetable or fruit may be exhibited. See point 15 for numbers of the five types of vegetables or fruits to be exhibited.

Continued to the next page

Individual Vegetables and Fruits

- Class 130.** Small vegetable specimen plate (12) Ex: green snap beans, yellow wax beans, other small vegetables
- Class 131.** Medium vegetable specimen plate (5) Ex: cucumbers, tomatoes, beets, onions, peppers, potatoes, radishes
- Class 132.** Large vegetable specimen plate (1) Ex: watermelon, summer squash, pumpkins, cantaloupe, cabbage
- Class 133.** Fresh culinary herbs – Submit 6 stems (or a comparable quantity) of one variety of fresh herbs in a disposable container of water. Examples: parsley, basil, dill, etc. Dried herbs are not accepted.
- Class 134.** Small fruits (one half pint box) Ex: Strawberries, blackberries, raspberries. If other, include name of fruit on entry.
- Class 135.** Tree fruits – plate of 5. Examples include apples, pears, peaches or similar sized fruits.
- Class 136.** Grapes – (plate of two bunches)
- Class 137.** Horticulture Notebook – Entry shall consist of a notebook or three ring binder of written narrative describing a horticulture project such as a landscape design, landscape installation, lawn renovation, water garden, flower garden, vegetable garden, lawn mowing service, landscape maintenance business, farmer's market business, etc. Include photographs, illustrations and/or landscape drawings that help explain work done by the exhibitor. Photos taken from the same location before, during and after project completion are particularly helpful. Scoring is based on: Organization and General Appearance (neat, includes title page and table of contents, original, creative, etc.) = 20%; Narrative (including goals, successes, failures, etc.) = 40%; General Content (subject matter, photos, maps, knowledge gained, etc.) = 40%

Floral Exhibits

16. Exhibitor must be enrolled in the project in 4-H Online by **May 1**.
17. All floral materials must be grown and/or collected by the exhibitor. Do not use purchased plant materials. Entries should not take over one square foot of table space.
18. Information about exhibiting flowers can be found online in the publication Preparing Cut Flowers for Exhibit, available at <http://www.bookstore.ksre.ksu.edu/pubs/4H826.pdf>.
19. Single entries must be different species. All entries must be freestanding, easily moved, and not require any special equipment to display. Hanging entries are not accepted. If a non-disposable container is used mark it plainly with your name. The fair is not responsible for the loss or damage to any arrangements, vases or containers. Containers should be picked up at division's release time.

- Class 138.** Annual Garden Flower – cut specimen, single stem.
- Class 139.** Perennial Garden Flower – cut specimen, single stem.
- Class 140.** Fresh Flower Arrangement – Flower materials must be grown and/or collected by exhibitor, not purchased.
- Class 141.** Dried Flower Arrangement – no fabric or plastic material allowed.
- Class 142.** Non-flowering Houseplant – county only
- Class 143.** Flowering Houseplant – county only
- Class 144.** Mixed Planter – 3 or more varieties of plants in a single planter; must be plantings, not arrangements – county only
- Class 145.** Novelty Containers for Planters – examples: wheelbarrow, boots, etc.; evaluated on plant quality, skill in arranging, and container choice – county only
- Class 146.** Cactus or Succulents – county only

FORESTRY

1. Exhibitors must be enrolled in the Forestry project.
2. All leaf exhibits are to be mounted on 8 ½" x 11" heavy stock paper and placed in loose leaf binders, unless otherwise noted by class. Magnetic or adhesive filler sheets for photographic prints or sheet protectors are recommended. Twigs and fruit collections may be exhibited in whatever manner you choose. Maximum tri fold size is 3' x 4'. Resources for exhibiting are located on the Kansas 4-H forestry project webpage.
3. Name, club, age, and year in project should be on front cover or in a prominent location.
4. Divide specimens into the following two sections: Native Kansas Trees, and Non-Native Trees.
5. New specimens are those specimens collected during the current 4-H year and cannot be a duplicate tree species of previously displayed specimens.
6. Group specimens according to the years collected (ex. "old-previous years" and "new").
7. Leaves should be identified with an appropriate label located near the leaf on the same page. Labels should include: a) The proper common name as listed in the 4H334, List of Native Kansas Forest Trees; b) location where collected (town and/or county); c) date collected (day, month, year or month, day, year).
8. Divide specimens into the following two sections: Native Kansas Trees, and Non-Native Trees.
9. New specimens are those specimens collected during the current 4-H year and cannot be a duplicate tree species of previously displayed specimens. Variations of varieties do not count as a different species or specimens.
10. When replacing previously displayed samples, due to degradation, improper mounting or incorrect identification, the specimen label must also be updated. Replacements do not count as new specimens. Replacements should be displayed in the "old-previous" section of the display.
11. In all leaf collections, exhibit one complete leaf where possible. If leaf is too large, exhibit as much as possible. Sketch in reduced scale the entire leaf and illustrate where the exhibited portion is from. Note: A "leaflet" is incorrect when displayed as the complete leaf for a tree.
12. All work must show originality. Leaf collections and displays should not closely resemble work done by others in the same club.
13. Exhibits requiring a display should not exceed the maximum tri-fold size of 3' x 4'.
14. If you retrieve information for your forestry exhibit, you must include a reference citation to the source.

Classes

- Class 147.** Forestry Collection: Choose either A or B)
- A. Exhibit a minimum of 10 different leaves from native Kansas trees collected during project year. Can include non-native leaves in addition to the 10.
 - B. Exhibit a minimum of 5 native Kansas trees showing leaf, twig and fruit from each species collected.
- Class 148.** Forestry Collection: (Choose either A or B)
- A. Exhibit a minimum of 20 different leaves (including 10 new specimens) from native Kansas trees collected. Can include non-native leaves in addition to the 20.
 - B. Exhibit a minimum of 10 native Kansas trees showing leaf, twig and fruit from each species collected. This exhibit must include 5 new leaf, twig, and fruit specimens.

Continued to the next page

Class 149. Forestry Collection: (Choose either A or B)

This class is open to those exhibiting either for third or fourth time.

A. Exhibit a minimum of 30 different leaves (including 10 new specimens) from native Kansas trees collected. Can include non-native leaves in addition to the 30.

B. Exhibit a minimum of 15 native Kansas trees showing leaf, twig and fruit from each species collected (including 5 new specimens).

Class 150. Forestry Collection: (Choose either A or B) This class is open to those exhibiting for fifth time or more at state fair.

A. Exhibit a minimum of 40 different leaves (including 20 new specimens) from native Kansas trees collected. Can include non-native leaves in addition to the 40.

B. Exhibit a minimum of 20 native Kansas trees showing leaf, twig and fruit from each species collected (including 10 new).

Class 151. How a Tree Grows Notebook – Entry may include a project notebook with 10 or more seeds collected with pictures showing a germination study or a mounting of a thin section of wood cut from the end of a log or top of stump labeled with information such as kind of wood and age of tree when cut or exhibits and illustration of how a tree grows.

Class 152. Tree Appreciation Notebook - Entry may include a research or reporting project notebook with no more than 10 pages based on the exhibitor's selected tree. Exhibit must be a different species of tree each year. This notebook may include sketches, drawings, pictures, a story, or any other things which help tell about the tree you have selected.

Class 153. Growing and Protecting Trees Display/Notebook – Exhibit a display. Entry requires project notebook telling about project and pictures before, during, and after planting seedlings.

Class 154. Tree Culture Display/Notebook – Exhibit a display. Entry requires a project notebook showing your project work and includes pictures of before, during and after wood lot improvement.

Class 155. How Forests Serve Us - Entry may include collected wood samples (all or partial) and 2 page essay. Wood sample display to be mounted on poster board or any still material no larger than standard tri-fold display. Essay should be displayed in a covered binder.

Class 156. Educational/Creative Exhibit – Entry must be directly related to tree identification or forestry. Type of exhibit is open (notebook, poster, collection box, etc.) given a maximum tri-fold size of 3' x 4'. Care should be taken to use durable materials that will withstand State Fair conditions. This is a good class to exhibit an unusual collection.

DIVISION V – POULTRY

1. All 4-H/FFA General Rules, 4-H/FFA General Livestock Rules and Livestock Health Requirements apply.

2. All poultry (except waterfowl) are required to show proof of being P-T clean by one of the following: Originate from a certified U.S. Pullorum-Typhoid clean flock or test negative at check-in when Osborne County has been designated by KDA-DAH for surveillance. Routine surveillance testing will be performed for each county fair a minimum of once every 5 years. In 2023, Osborne County was designated by KDA-DAH for surveillance. **No testing is required in 2024.**

3. To be eligible to compete in the Poultry division, an exhibitor must be enrolled in the Poultry project in 4-H Online by **May 1.**

4. Poultry and waterfowl will be identified and described through Fair Entry by July 8th. Descriptions will include breed, sex, name and special markings.

5. **All poultry are to be in place on the Fairgrounds by 8:00 a.m. on Wednesday, July 24th.**

6. Exhibit tags will be available from the Poultry superintendents and need to be placed on the respective cage with a string/zip tie.

7. All standard breeds will be judged separately by breed.

8. The Poultry Show will be held at **10:30 a.m. on Friday, July 26.**

9. Exhibitors are encouraged to carefully consider the welfare of poultry during transportation to and from shows. For helpful information, consult "Safely Transporting Exhibition Poultry and Market Broilers" by Scott Beyer, available from the local Extension Office.

10. Judging of standard breed, turkey, duck, and geese classes will be done primarily on the basis of exhibition qualities as described in "The American Standard of Perfection." Disqualification will bar competition in these classes. Judging of production and dual purpose classes will be done on the basis of production qualities only. Classes may be combined if entries are low.

11. Exhibitors must furnish their own water and feed containers.

12. No exhibit may be entered in more than one class except for showmanship.

13. A Grand Champion and Reserve Grand Champion award will be selected for Poultry Junior and Senior Showmanship. A Grand Champion and Reserve Grand Champion award will be selected for Overall Poultry Exhibit and Overall Waterfowl Exhibit.

14. To be eligible to be sold in the Premium Auction, a Poultry/Waterfowl project must be judged. A Poultry/Waterfowl project cannot be shown only in a Poultry Showmanship class and be sold in Premium Auction..

Class 100. Poultry Showmanship – Senior Exhibitor

Class 101. Poultry Showmanship – Junior Exhibitor

Class 102. Standard Breeds; Large Fowl:

One young bird of either sex

Class 103. Standard Breeds; Large Fowl; One old bird of either sex

Class 104. Standard Breeds; Bantams; One young bird of either sex

Class 105. Standard Breeds – Bantams; One old bird of either sex

Class 106. Production Pullets – Pen of 3. Standard bred, crossbred or strain cross pullets to be judged on egg production qualities.

Class 107. Production Hens – Pen of 3. Standard breed, crossbred or strain cross hens to be judged on egg production qualities.

Class 108. Dual purpose pullets – Pen of 3. Such as Rhode Island Reds, New Hampshire, Plymouth Rocks, etc.

Class 109. Dual purpose hens – Pen of 3. Such as Rhode Island Reds, New Hampshire, Plymouth Rocks, etc.

Class 110. Meat bird – Pen of 3. Birds can be of either sex. Not State Fair 4-H eligible class.

Class 111. Turkeys, all breeds – one bird of either sex

Class 112. Ducks, Call or Bantam, all breeds; one bird of either sex

Class 113. Ducks, all breeds; one bird of either sex

Class 114. Geese, all breeds; one bird of either sex

Class 115. Other Poultry; one bird of either sex

DIVISION W – RABBITS

1. All 4-H/FFA General Rules, 4-H/FFA General Livestock Rules and Livestock Health Requirements apply.

2. To be eligible to compete in the Rabbit division, an exhibitor must be enrolled in the Rabbit project in 4-H Online by **May 1**.

3. Rabbits will be identified and described through Fair Entry by **July 8th**. Descriptions will include breed, sex, name and special markings.

4. All rabbits are to be in place on the Fairgrounds by **8:00 a.m. on Wednesday, July 24th** and remain in place until **8:00 a.m. Sunday**.

5. Rabbit exhibitors are encouraged to bring frozen water bottles and fans to keep animals cool. Bottles of water CANNOT be put in the food stand freezers.

6. Each exhibitor is expected to attach their exhibit tag on the respective rabbit's cage with a string/zip tie.

7. The Rabbit Show will follow the Poultry Show on **Friday, July 26**.

8. All standard breeds recognized by the American Rabbit Breeders Association will be eligible. All entries should be identified by breed and variety.

9. All rabbits will be entered into age classes and judged by breed, with the "Best of Breed" being eligible to compete for overall Grand Champion and Reserve Champion rabbit. Show order by breed will be Senior Bucks, Senior Does, Junior Bucks then Junior Does.

10. Exhibitors that qualify a junior or intermediate rabbit at their fair or qualifying show must show the rabbit in the correct class according to its age and weight at State Fair time. Pre junior (under 3 months) classes only available in the following breeds: Argente Braun, Bevern, Blanc de Hotot, Californian, Champagne D'Argent, Checkered Giant, American Chinchilla, Giant Chinchilla, Cinnamon, Crème D'Argent, New Zealand, and Palomino. Juniors (under 6 months). Intermediate (6-8 months) classes only available in the following breeds: American, Giant Angora, Argente Braun, Bevern, Blanc De Hotot, Californian, Champagne D'Argent, Checkered Giant, American Chinchilla, Giant Chinchilla, Cinnamon, Crème D'Argent, Flemish Giant, English Lop, French Lop, New Zealand, Palomino, Satin and Silver Fox. Senior, six months of age or over for breeds other than those listed as having intermediate classes, eight months of age or over for breeds having Intermediate classes.

11. No exhibit may be entered in more than one class except for showmanship.

12. To be eligible to be sold in the Premium Auction, a Rabbit project must be judged. A Rabbit project cannot be shown only in a Rabbit Showmanship class and be sold in Premium Auction.

13. A Grand Champion and Reserve Grand Champion award will be selected for Rabbit Junior and Senior Showmanship. A Grand Champion and Reserve Grand Champion award will be selected for Doe as well as Buck.

Class 100. Rabbit Showmanship – Senior Exhibitor

Class 101. Rabbit Showmanship – Junior Exhibitor

Class 102. Crossbreed – Crossbred rabbits should not be eligible for fur classes.

Class 103. Senior buck. Eight months of age and over for breeds with Intermediate classes; six months and over for all other breeds.

Class 104. Senior doe. Eight months of age and over for breeds with Intermediate classes; six months and over for all other breeds.

Class 105. Intermediate buck. Only breeds listed above with Intermediate classes.

Class 106. Intermediate doe. Only breeds listed above with Intermediate classes.

Class 107. Junior buck. Under six months of age

Class 108. Junior doe, under six months of age

Class 109. Pre-junior buck. Only breeds listed above with pre-juniors.

Class 110. Pre-junior doe. Only breeds listed above with pre-juniors.

Class 111. Meat pen. Three (3) rabbits, all one recognized breed and variety (broken varieties must be same color), minimum weight 3 pounds each, maximum weight five pounds each, and not over 70 days of age. Will be judged on their meat qualities, condition, uniformity and fur. 4-H'ers may select a new younger substitute meat pen of like quality to exhibit at the State Fair. Meat pens exhibited at State Fair cannot be over 70 days old.

Class 112. Non-registered doe

Class 113. Non-registered buck

FUR CLASSES

14. One entry per class per exhibitor, not one entry per breed. Colored and white fur entries must be made from rabbits that are entered in the regular breed classes 102 - 109.

Class 114. Normal white fur

Class 115. White Satin fur

Class 116. White Rex fur

Class 117. White Wool fur

Class 118. Normal Colored fur

Class 119. Colored Satin fur

Class 120. Colored Rex fur

Class 121. Colored Wool fur

DIVISION X - ROUND ROBIN

1. A Round Robin for the Showmanship Champions will be held at **8:30a.m. on Friday, July 26**.

2. Grand and Reserve Grand Champions from each livestock division (Beef, Dairy, Dairy Goat, Horse, Meat Goat, Sheep and Swine) will compete for overall showmanship champions in the Junior and Senior age levels.

3. The judge for the respective livestock divisions will place first through fifth placings for the Junior and Senior Showmanship classes. Placing results will be provided to the Round Robin superintendent(s) within one hour of the completion of the respective show by the Post Rock District staff and/or division superintendent.

4. The Round Robin judge will determine activities in the show ring and appropriate questions for each species. The Round Robin judge will select the Grand Champion and Reserve Champion for both Junior Exhibitors and Senior Exhibitors at the end of the competition.

5. Each contestant will show their own animal in the species they won and a drawing will be held for the other animals in the respective round.

6. For each species, all junior/senior Round Robin contestants from the above livestock divisions will show at once. For example, there will be up to seven steers or heifers from the Beef Market and/or Beef Breeding classes exhibited at once if each livestock division is represented with a junior/senior showman. This example excludes dairy cattle and horse. When quantity of animals is limited, individuals will have to take turns using the same animal. 4-H Livestock Division Superintendents will supervise livestock waiting to be shown.

Continued to the next page

7. Seniors will show first, followed by Juniors, for each livestock species round. Senior Showman will bring animals into the ring at the appropriate time. Between age divisions, animals will remain "in place" in the ring. The Junior showmen will be brought in and they will show the animals in the ring. When the Junior rotation is over, the Seniors will then bring in the next species according to the rotation.

8. The order of species rounds will be: Swine, Beef, Dairy, Sheep, Dairy Goats, Meat Goats and Horse.

9. In the event a 4-H member is a showmanship champion for more than one livestock division, he/she will select the specie he/she wishes to represent and notify the Round Robin superintendent(s) one hour after the last Livestock division show is completed. If the choice leaves an open Round Robin species position, the superintendent will use the first through fifth rankings to determine the next eligible participant.

10. Following the conclusion of the livestock shows on Thursday afternoon, there will be a Round Robin exhibitors meeting.

12. Each contestant will show their own animal in the species they won and a drawing will be held for the other animals in the respective round. When quantity of animals is limited, individuals will have to take turns using the same animal. 4-H Livestock Division superintendents will supervise livestock waiting to be shown.

er 2017 Fair book written down for idea.

DIVISION Y – SHEEP

1. All 4-H/FFA General Rules, 4-H/FFA General Livestock Rules and Livestock Health Requirements apply.

2. To be eligible to exhibit in the Sheep Division, an exhibitor must be enrolled in the Sheep project in 4-H Online by **May 1**.

3. By the pre-fair deadline of **July 8th**, market sheep and commercial breeding sheep will require a designated 4-H tag. If a breeding ewe is registered, a 4-H tag is not required.

4. All sheep are to be in place on the Fairgrounds by **8:00 a.m. on Wednesday, July 24th** and remain in place until **8:00 a.m. on Sunday**.

5. Livestock weigh-in will begin at **8:30 a.m. on Wednesday, July 24**.

6. The Sheep Show will start following the end of the 4-H/Open Beef and Dairy Shows on **Thursday, July 25th**.

7. Market lambs must be slick shorn with uniform wool length not to exceed .20 inch from knee and hock joints up at time of arrival. No artificial coloring/adhesives is allowed on market lambs.

8. All market lambs and ewes must be identified with a registered tattoo or an official USDA scrapie premises tag.

9. Market lambs must be wethers or ewes.

10. Placings for first through fifth place will be made by the judge for the Junior and Senior Sheep Showmanship classes.

11. Market Lamb Rate of Gain Class – Market lambs must have been weighed-in at the 2024 Osborne County Small Animal Verification and Tagging to enter the class.

12. To be eligible to be sold in the Premium Auction, a Market Lamb and/or Breeding ewe must be judged. A Sheep project cannot be shown only in a Sheep Showmanship class and be sold in Premium Auction.

Class 100. Sheep Showmanship – Senior Exhibitor

Class 101. Sheep Showmanship – Junior Exhibitor

Class 102. Market lamb, born after January 1st of the current year - (Must be officially weighed in at County Weigh-in.)

Class 103. Rate Of Gain (Open to all market lambs officially weighed in at 2024 Osborne County Small Animal Weigh-in)

Class 104. Prospect Market Lamb-All market lambs weighing 89 lbs. or less. Prospect Market Lambs are not eligible for overall grand champion.

Class 105. Ewe lamb, born January 1st or later of current year

Class 106. Hair Sheep, Ewe lamb, born January 1st or later of current year

Class 107. Yearling Ewe, born January 1st through December 31st of previous year

Class 108. Hair Sheep, Yearling Ewe, born January 1st through December 31st of previous year

Class 109. Ewe and lamb (any age)

Class 110. Hair Sheep, Ewe and lamb (any age)

Class 111. Open Ewe (any age)

Class 112. Hair Sheep, Open Ewe (any age)

DIVISION Z SHOOTING SPORTS

1. All 4-H/FFA General Rules apply.

2. To be eligible to compete in the Shooting Sports division, an exhibitor must be enrolled in Shooting Sports in 4-H Online by **May 1**.

3. Exhibits are to be **in place 30 minutes before the start of Shooting Sports division judging on Wednesday, July 24** and remain in place until **8:00 a.m. on Sunday**. After the pre-entry deadline, a judging schedule will be provided.

4. Educational Display: must be the standard tri-fold board only, must not exceed standard tri-fold 3' x 4' unless there is a topper that sits on top of the board and does not take up additional table space; no additional table space available for promotional brochures or display items; content not to exceed display board borders.

5. Promotional posters must be flat and no larger than 22" x 30" and content not to exceed display board borders. These exhibits will be displayed on wall.

6. Notebook size is no larger than 8 1/2" x 11".

7. Exhibitors must comply with state and federal laws and fair policies.

8. No "live" ammunition containing propellant or explosive powders may be used in any display. An inert substitution must be used in lieu of powder and "live" ammunition. The substitution must be clearly described on the back of the poster, display or in a notebook. Exhibits are not allowed if they are related to reloads.

9. Exhibits in this division are open to educational displays, promotional posters or experiential displays. Take care to select durable materials to withstand fair conditions.

10. Because it is expected for State Fair, extension district, county, age and year in project is on the front of the poster, display or notebook. However, this will not be down-graded at the county-level.

11. Exhibits will be judged on the criteria outlined in the Booths, Banners, and Project Exhibit Division.

13. Failure to meet exhibit expectations/guidelines will result in a lowered ribbon placing.

14. A Grand Champion and Reserve Grand Champion will be selected for Junior Exhibitors as well as Senior Exhibitors.

Educational /Promotional Classes

Class 100. Shooting Sports Educational Display – Must be directly related to the 4-H Shooting Sports Project.

Standard tri-fold board only, must not exceed 3' x 4'.

Class 101. Shooting Sports Promotional Poster – Must promote 4-H Shooting Sports.

Class 102. Shooting Sports Notebook – Contents pertain to some phase, results, story or information about 4-H Shooting Sports.

Class 103. Shooting Aid or Accessory - Any item the 4-Her makes which helps the shooter/hunter better perform their sport, examples: rifle sling, kneeling roll, arm guard, shotgun vest, target boxes, shooting stick, etc. Include your design, or plans you adapted, what the item is and used for.

Class 104. Storage Case - Any item the 4-Her makes with the purpose to safely hold a firearm, bow, ammunition, and/or arrows. Examples: soft sided shotgun case, quivers, firearm safe, include your design, or plans you adapted. Explain how the storage case is used.

Class 105. Practice Game or Activity - Invent or adapt an activity to practice or teach a project skill. Include pictures of youth playing the game, testimonials of 4-H members who played the game, what skill is being worked on, and directions for the game. Explain how you came up with the game or adapted it to fit the needs of your group members.

DIVISION AA **SMALL ENGINES**

1. All 4-H/FFA General Rules apply.

2. To be eligible to compete in the Small Engines division, an exhibitor must be enrolled in the Small Engines project in 4-H Online by **May 1**.

3. Exhibits are to be **in place 30 minutes before the start of the Small Engines division judging on Wednesday, July 24** and remain in place until **8:00 a.m. Sunday**. After pre-entries have been received, a judging schedule will be provided.

4. A sheet of operating instructions must be furnished for any exhibit not self-explanatory.

5. Displays are limited to 4' wide and 4' deep – both upright and floor displays. Maximum tri-fold display size is 3'x4'.

6. A Grand Champion and Reserve Grand Champion will be selected for Junior Exhibitors as well as Senior Exhibitors.

7. Educational display boards, posters and notebooks should be creative and showcase details about the knowledge learned in the project during the current project year. Value is placed on youth who can demonstrate how their skills have increased while completing the project. Follow copyright laws, and site your sources of scientific information on your exhibit or in an attached document. Uniqueness, creativity, neatness, accuracy of material, knowledge gained, and content will be considered during judging. Educational displays, notebooks or posters will be judged according to the criteria outlined in the Booths and Project Exhibits Division.

8. Educational displays must be the standard tri-fold board **ONLY** and must not exceed standard tri-fold 3' X 4'; no additional table space is available for promotional brochures or display items and content can not exceed display board borders. Promotional posters must be flat and no larger than 22" x 30". Posters will be displayed on wall. Project notebooks should be organized in a 3-ring binder. No electricity will be provided. No

card board table exhibits will be allowed. "Construction Kits" that are part of educational displays must be contained in cases (tackle boxes, sealable containers, etc.) that may not be larger than 1'x2'x2' and must have a latch which securely keeps all components contained. Engines and igniters in rockets are not allowed in educational exhibits, and include both spent and live engines. Care should be taken to ensure exhibit can withstand the conditions of the fair.

9. If a safety risk or violation is recognized, the exhibit may be lowered one ribbon placed or disqualified, per judge and superintendent discretion.

10. A Grand and Reserve Grand Champion award will be selected for Junior Exhibitors as well as Senior Exhibitors in each of the areas Astronomy, Computers, Robotics, Rocketry, and Unmanned Aerial Systems.

Class 100. Display – Exhibit a display, selecting one of the following options: 1) a display identifying different engine or lawn and garden equipment parts or a display showing the function of the various engine or lawn and garden equipment parts; OR 2) a display identifying and explaining the function(s) of different special tools needed for small engine work; OR 3) a display illustrating and providing the results of any one of experiments that are included in the project books. No complete engines, lawn tractors, tillers, chainsaws are permitted for display.

Class 101. Maintenance – Exhibit a display that illustrates either 1) Routine maintenance procedures OR 2) Diagnosing and troubleshooting specific problems in an engine. No complete engines, lawn tractors, tillers, chainsaws, etc. are permitted for display, using a maximum tri-fold size of 3' x 4'.

Class 102. Operation – Exhibit an operable small engine overhauled or rebuilt by the exhibitor. Include maintenance schedule for the engine and a brief description of steps taken by the exhibitor overhauling or rebuilding the engine. Engine should contain no fuel in tank or carburetor. All exhibits in this division are limited in size to standard, tri-fold, display boards (36" x 48") and items may not extend beyond 12" from the back board. All displays must be self-standing.



18 USC 707

DIVISION BB – SWINE

1. All 4-H/FFA General Rules, 4-H/FFA General Livestock Rules and Livestock Health Requirements apply.
2. To be eligible to compete in the Swine division, an exhibitor must be enrolled in the Swine project in 4-H Online by May 1.
3. By the pre-fair deadline of **July 8th**, market swine and commercial breeding swine will require a designated 4-H tag. Purebred swine will be identified by ear notches.
4. All swine are to be in place on the Fairgrounds by **8:00 a.m. on Wednesday, July 24th** and remain in place until **8:00 a.m. on Sunday**.
5. Livestock weigh-in will begin at 8:30a.m. on **Wednesday, July 24**.
6. The Swine Show will start at **8:30 a.m. on Thursday, July 25th**.
7. Placings for first through fifth place will be made by the judge for Junior and Senior Swine Showmanship classes.
8. Market Swine Rate of Gain Class – Market swine must have been weighed-in at the 2024 Osborne County Small Animal Verification and Tagging to enter the class.
9. To be eligible to be sold in the Premium Auction, a Market Swine and/or Breeding Swine project must be judged. A Swine project cannot be shown only in a Swine Showmanship class and be sold in Premium Auction.

Class 100. Swine Showmanship – Senior Exhibitor

Class 101. Swine Showmanship – Junior Exhibitor

Class 102. Market Hog

Class 103. Market Swine Rate of Gain (Open to all market swine officially weighed in at the 2024 Osborne County Small Animal Verification and Tagging)

Class 104. Prospect Market Hog - All market hogs weighing 199 lbs. or less. Prospect Market Hogs are not eligible for overall grand champion.

Class 105. Breeding gilt (Age Break for This Class will be January, February, and March).

DIVISION CC VETERINARY SCIENCE

1. All 4-H/FFA General Rules apply.
2. To be eligible to compete in the Veterinary Science division, an exhibitor must be enrolled in Veterinary Science in 4-H Online by **May 1**.
3. Exhibits will be displayed immediately following the judging on Wednesday and remain in place until **8:00 a.m. on Sunday**.
4. A Veterinary Science exhibit may consist of a poster, notebook or project display. The exhibit may represent material from any of the Veterinary Science projects including entry level exhibits from Unit 1.
5. If photographs are to be part of the exhibit, remember that they will be viewed by the public. Make sure that the photographs are in good taste and will not be offensive to anyone. Graphic photographs of excessive bleeding, trauma or painful procedures are not appropriate. For exhibits related to veterinary surgical procedures, aseptic techniques need to be shown, for example, use of drapes, use of sterile procedures, wearing of gloves and other appropriate veterinary medical practices.
6. First-Aid Kits: Because of public safety concerns and risk of theft of first-aid kit contents (veterinary drugs/equipment) with perceived potential for drug abuse, animal first aid kits contain-

ing any drugs or medications will be immediately disqualified and not displayed. First Aid kits wishing to include medication information should instead utilize written descriptions, photographs, drawings, computer generated print-outs or empty packaging of pharmaceuticals.

7. Veterinary Science Posters - This exhibit presents the viewer with a design that is simple and direct, unlike a display that usually presents more information. A poster should not exceed 22" x 30" and may be either vertical or horizontal.

8. Veterinary Science Displays - A display may include but is not limited to: a 3- dimensional exhibit, a scale model, the actual product (for example: skeleton; teeth; samples of leather, fur, or dried skin damaged by disease or parasites) or a notebook. A display is not a poster. A display may be mounted on poster board not to exceed 22" x 28" or on 1/4" plywood or equivalent that does not exceed 24" high or 32" wide or in a three ring binder or another bound notebook format.

9. Veterinary Science Notebooks: Individual entries are to be place for display in a three-ring notebook for competition. Notebooks may not be larger than 8 1/2' x 11".

10. Name, county/district, age and year in project should be on the front of the poster, display or notebook.

11. Appropriate topics include: Maintaining health, Specific disease information, Photographic display of normal and abnormal characteristics, Animal health or safety, Public health or safety, Proper animal management to ensure food safety and quality, Efficient and safe livestock working facilities and a topic of the exhibitor's choosing related to veterinary medicine or veterinary science.

12. Because these are science displays, all references and information must be properly cited. Proper sources include but are not limited to: Professional journals and publications, professional AVMA accredited websites, interviews with veterinarians and excerpts from Veterinary Educational Literature. Plagiarism will result in a disqualification. Please study your topic and present the information to your audience in your own words.

Class 100. 4-H Veterinary Science Large Animal Poster, Notebook or Display

Class 101. 4-H Veterinary Science Small Animal Poster, Notebook or Display

DIVISION DD – VISUAL ARTS

1. All 4-H/FFA General Rules apply.
2. To be eligible to compete in the Visual Arts division, an exhibitor must be enrolled in Visual Arts in 4-H Online by **May 1**.
3. A consultation judging schedule will be set up for Visual Arts. Judging will begin at **1:00 p.m. Thursday, July 25**. Please be ready for judging a minimum of 15 minutes before your scheduled time, as the times are approximate.
4. Exhibits will be displayed immediately following the judging and remain in place until **8:00 a.m. on Sunday**.
5. Individuals may exhibit more than one entry per class, but they cannot exceed a **total of 6** entries in the Visual Arts division.
6. All visual arts exhibits will be evaluated using a visual arts rubric, which takes into account correct use of design elements, craftsmanship and creativity. This rubric is used at the State Fair.
7. Before selecting exhibition class, review the divisions of Visual Arts, Home Environment, Fiber Arts, Clothing Construction, Farm Mechanics, and Woodworking to determine the best fit for your item.

Continued on next page

8. For State Fair consideration (Class 100 – 104), kits and pre-formed molds are not considered original and are not acceptable. Combining parts of different patterns (picture, photographs, images from the internet or magazine) with the member's own ideas can result in an original design, but simply changing the color, pattern, and/or size of a pattern does not make the design original. If you create a replica of what you find somewhere else (i.e. Pinterest), it is not your original design.

9. If a photo, sketch or other ideas source was used, submit it attached to your entry.

10. All entries which need to be hung must be ready for display (matted, mounted, and necessary hardware to display project) or it will be lowered one ribbon placing. All exhibits which need to be hung must have a wire or saw tooth hanger attached (no string or tape) in order to be properly displayed.

11. No plants or plant materials needing watering can be entered in Visual Arts as an exhibit.

12. If the exhibitor is not present at the judging, entries must be accompanied with a paper telling: Number of years working with skill art; Techniques used on project; new skills learned with project.

13. A Visual Arts Grand Champion and Reserve Grand Champion will be selected for Junior Exhibitors as well as Senior Exhibitors.

14. Visual Arts judges will select the outstanding Visual Arts exhibit and an alternate exhibit to represent Osborne County 4-H Visual Arts at the Kansas State Fair from each of the following classes - Fine Arts, Clay and Ceramics, Leather and Jewelry, Three Dimensional and General Crafts. An exhibit must receive a purple ribbon to be considered for the State Fair exhibit and member must be 9 years of age before January 1 of the current year to exhibit at the Kansas State Fair 4-H Visual Arts Division..

Class 100. Fine Arts – Oil, chalk, charcoal, dyes, pastels, pencil, ink, acrylic, or watercolor on canvas, canvas board, paper, wood, metal or textiles, framed as a picture, prepared for hanging. Stretched canvas art on a wooden frame is considered prepared for hanging provided that frame has a hangar.

Class 101. Clay and Ceramics – Any original items made of clay; may be fired or unfired, hand formed, or thrown on a wheel. Self-hardening, fire/oven-cured, and/or cornstarch clays are acceptable. Items can include, but are not limited to clay statues, bowls, etc.

Class 102. Leather and Jewelry – Any leather stamping, tooling, lacing or stitching piece or any jewelry piece made from any medium are acceptable exhibits.

Class 103. Three Dimensional – The piece must be observable on at least three sides and should either be free-standing or prepared to be hung. Craft and pre-formed or assembled projects are not acceptable.

Class 104. General Crafts – This category incorporates miscellaneous pieces that do not correspond to the four, above-mentioned categories.

Class 105. Other Visual Arts including purchased kits not meeting state fair expectations
(This class is not State Fair eligible. County level only.)

DIVISION EE – WILDLIFE

1. All 4-H/FFA General Rules apply.

2. To be eligible to compete in the Wildlife division, an exhibitor must be enrolled in Wildlife in 4-H Online by **May 1**.

3. Exhibits are to be **in place 30 minutes before the start of Wildlife division judging on Wednesday, July 24th** and remain in place until **8:00 a.m. on Sunday**. After the pre-entry deadline, a judging schedule will be provided.

4. Exhibitor's must comply with state and federal laws. It is illegal to possess threatened or endangered wildlife, or the feathers, nests, or eggs of non-game birds. Game birds and game animals taken legally during an open season may be used. Every wildlife on display must have a statement about how they were obtained legally. The use of live wild animals in educational exhibits is prohibited.

5. Because it is expected for State Fair, it is suggested to make sure your name, extension district, county, age and year in project is in a prominent location on the exhibit. However, this will not be down-graded at the county-level.

6. Educational Notebooks and Displays will be judged based on the criteria outlined in the Booths and Project Exhibits Division.

7. Promotional Posters will be judged on general appearance = 30%, educational information = 50%, and organization = 20%.

8. A Grand Champion and Reserve Grand Champion will be selected for Junior Exhibitors as well as Senior Exhibitors.

Display/Notebook Classes

Class 100. Wildlife Educational Notebook – Contents pertain to some phase, results, story or information about the wildlife project.

Class 101. Wildlife Educational Display – Must be directly related to the wildlife project. Maximum tri-fold size is 3' x 4'.

Class 102. Wildlife Promotional Poster – Must be related to something learned in the wildlife project. Flat poster/foam board no larger than 22"x28".

Experiential/Other Classes

Class 103. Fish Harvesting Equipment - Board exhibit. Display of equipment used in fish harvesting. Examples: fishing knots, hooks (with corks over ends for safety), lures. Label all items displayed. Include in your exhibit the following information: the purpose of each item, when or where each item is used.

Class 104. Build a Fishing Rod - (SF169) - A fishing rod educational exhibit may not exceed 96 inches in length. Exhibit must be mounted on a board. Include with the exhibit: Explanation of cost of materials/components and how many number of hours required for construction. Label all parts. Necessary components which must be included are grip, line guides (based on manufacturers specifications), guide wraps, and hook keeper. Reel seat needs to be aligned with guides, and guides aligned accurately down rod. Guide wraps of size A to D, nylon or silk thread. Exhibit will be judged on: workmanship, labeling of parts, information, and neatness.

Class 105. Casting Target - (SF170) - Make a casting target for exhibit and use. Target must be under 48" x 48". The bullseyes must be 2 feet, outer band must be 1 foot in diameter and can have up to 3 rings. The exhibit must be easy to store, durable, and weather resistant. Include the purpose and rules of using your casting target.

Class 106. Wildlife Harvesting Equipment - (SF171) - Board Exhibit. Display of equipment used in harvesting wildlife. Examples: expended ammunition casings (no live ammunition permitted), steel traps, hide stretchers, fleshers, etc. For displays of shot guns, rifles, or bows, use drawings or pictures. Label all items displayed: the purpose of each item, when or where it is used and personal experiences with the item.

Class 107. Inventing Wildlife/Fish Harvesting Equipment, Aid or Accessory - (SF168) - Use engineering principles to invent or adapt equipment that helps you harvest fish or wildlife. This could include wildlife calls, adapted fishing pole for shallow water, a blind, decoys, etc. Share your drawing (or adapted plans), how the equipment works, how you tested it, and the results of testing your prototype, and any adjustments you made.

Class 108. Tanned Hides - Exhibit of a wild animal hide properly processed by the member. If not mounted, must be in a clear clothing bag with hanger. All field experiences, study, OR observations that relate to the exhibit.

Class 109. Taxidermy - Any legal fish, bird, or other wild animal properly processed by the member. No requirement as to mounting. Include the animal's name and the following: information about the exhibitor's personal field experiences, study, OR observations that relate to the exhibit.

Class 110. Wildlife Tracks - Board or diorama-type box exhibit. Make a display of animal tracks using plaster-of-paris casts. There are 3 options. For all options, include a brief description of your experiences in making the tracks so the judges better understand what you did and learned. Positive casts (impressions as they would be in nature) are preferred. - Option 1 should show plaster-of-paris tracks of five or more kinds of wildlife along with a picture or illustration of each kind of animal. (OR) - Option 2 should show two or more plaster-of-paris tracks of one specific kind of wildlife and should include a picture or illustration of the animal, what the animal may eat, and what may eat the animal. (OR) - Option 3 should show two tracks and include the animal's habitat needs including preferred food, shelter, water, and space in addition to picture or illustration of the animal.

Class 111. Wildlife Knowledge Check - Use electrical circuits, pictures, or other methods of teaching wildlife identification or other wildlife conservation or shooting sports related knowledge. Plan size and shape to fit transportation and display; maximum size 24 x 24 inches.

Class 112. Houses - Make a house for wildlife. Examples: bird house (bluebird, purple martin, wood duck, kestrel, barn owl, etc.) or bat house; no insect houses. Make the house functional so that dimensions, hole size etc. are appropriate to fit the intended species' needs. Include the following information: 1) the kinds of animal(s) for which the house is intended, 2) where and how the house should be located for best use, 3) any seasonal maintenance needed, and 4) any evidence of your personal observations from experiences.

Class 113. Feeders/Waterers - Make a bird bath or feeder. Examples: seed, suet, or nectar feeders. Squirrel feeder okay; no insect feeders. Include the following information: 1) the kinds of animal(s) for which the water/feeder is intended, 2) where are how the water/feeder should be located for best use, 3) any seasonal maintenance needed, and 4) any evidence of your personal observations or experiences.

DIVISION FF - WOODWORKING

1. All 4-H/FFA General Rules apply.

2. To be eligible to compete in the Woodworking division, an exhibitor must be enrolled in Woodworking project in 4-H Online by **May 1**.

3. Exhibits are to be **in place 30 minutes before the start of Woodworking division judging on Wednesday, July 24** and remain in place until **8:00 a.m. on Sunday**. After the pre-entry deadline, a judging schedule will be provided.

4. **The plan from which it was constructed must be with the article exhibited.** The plan may be a photocopy, the actual pattern, or a scale drawing. It must be complete and accurate to the extent that a duplicate article could be built using the plan as a guide. Securely attach information to the project (preferably in a plastic bag/sleeve). *Please note: a set of step by step instructions is not a plan.* Projects with missing or insufficient plans will be lowered one ribbon placing (i.e. a blue ribbon quality exhibit will be awarded a red ribbon). The use of materials other than wood should be kept to a minimum.

5. Projects that have unsecured glass, i.e., glass shelves, glass top of a coffee table, etc. should not be brought to the fair. Glass that is secured in the project, i.e., glass front of a cabinet, is permissible since it cannot be easily removed.

6. Refinished/repaired furniture should be exhibited in the Interior Design & Architecture Division.

7. Projects made from pre-cuts are not eligible for State Fair

8. In judging woodwork articles, consideration will be given to: workmanship, including accuracy to the plan; design; choice of wood; sustainability and quality of finish; and usefulness.

9. Firearms and weapons are not to be entered or displayed.

10. A Grand Champion and Reserve Grand Champion will be selected for Junior Exhibitors as well as Senior Exhibitors.

Class 100. Article for farm or shop use

Class 101. Lawn furniture

Class 102. Household furniture

Class 103. Other woodwork articles not included in above classes
– Example: bird houses, bird feeders, household equipment such as knife racks, bread boards, door steps, etc.